






# Who we are?

- Utility Regulation
- Public Advocacy
- Engineering
- Renewable Energy
- Connectivity
- Consumer Affairs



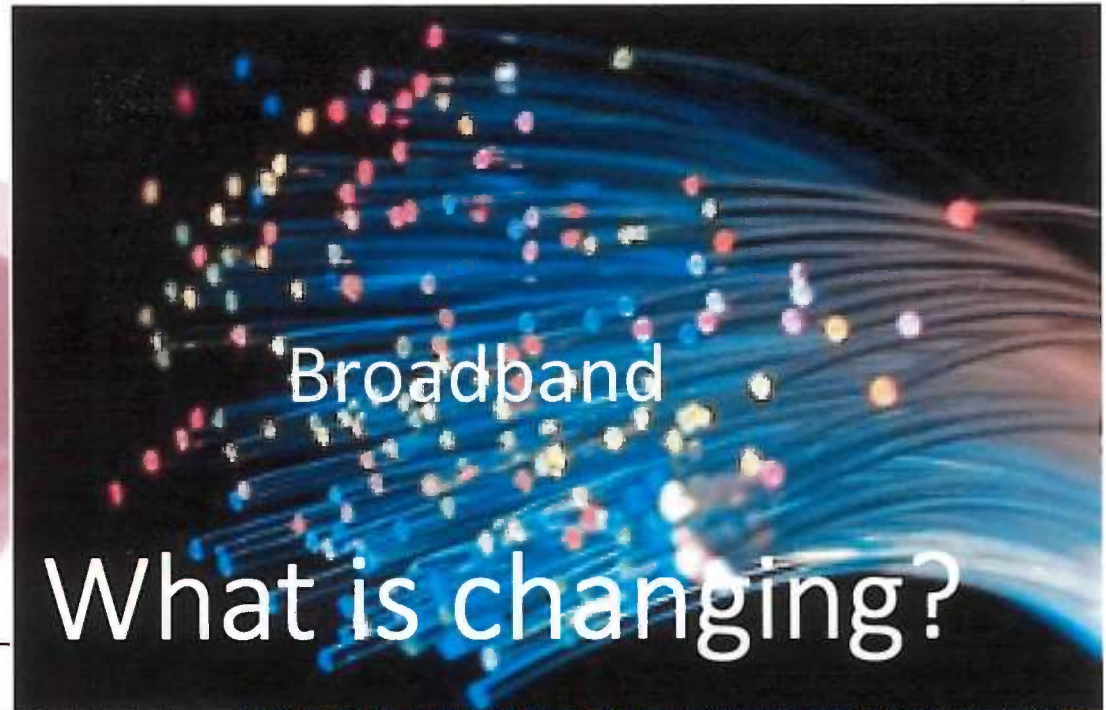

  
**2016 Vermont Comprehensive Energy Plan**








Traditional Telephony



Broadband

What is changing?



Distributed Generation



Merchant Generation

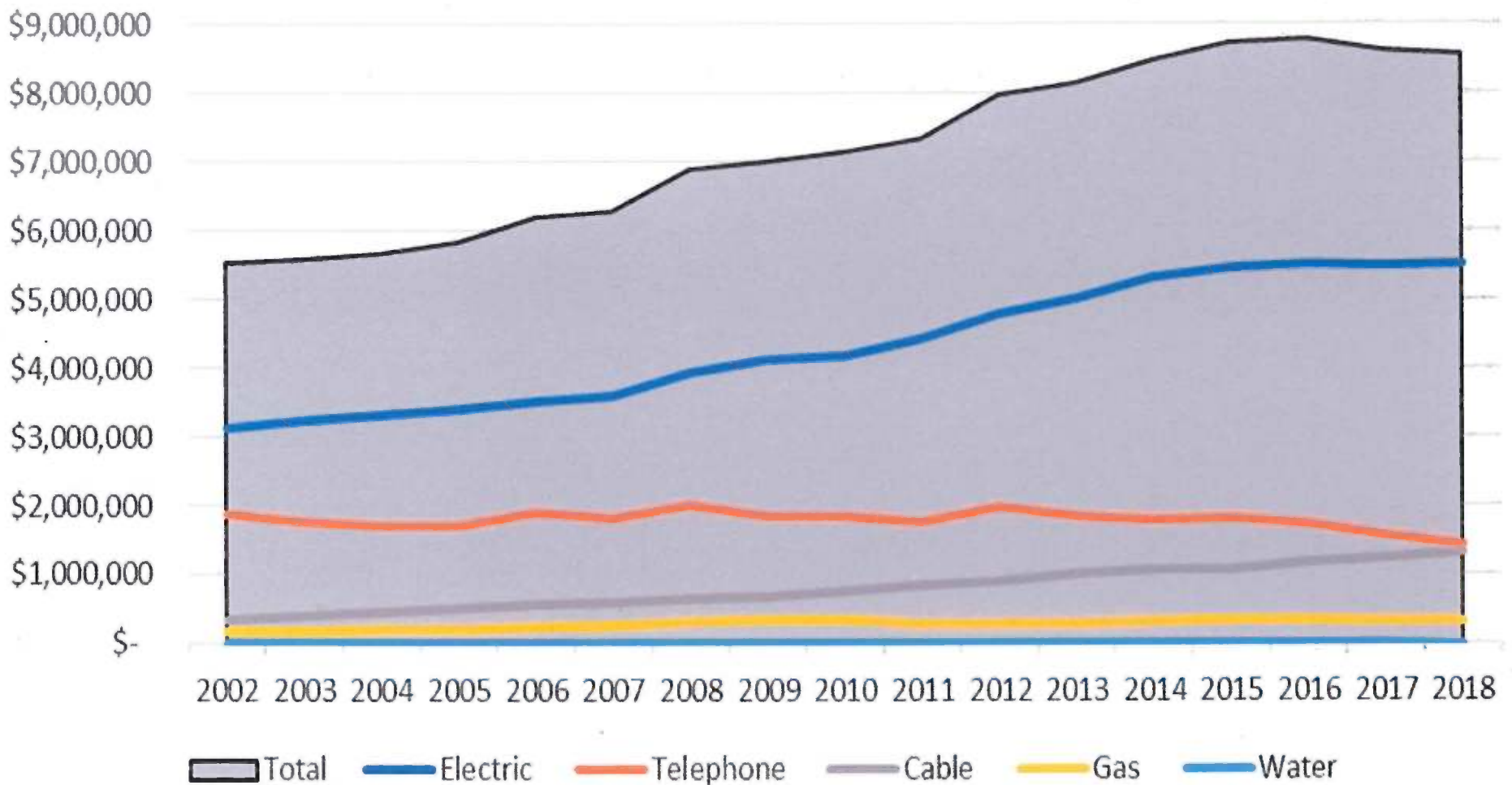


NET METERING

# Gross Revenue Tax

		2015	2016	2017	2018	FY 2016 - FY 2018
Electric		5,470,690	5,507,514	5,487,512	5,505,661	0.0%
Telephone		1,826,415	1,747,995	1,571,085	1,419,576	-19%
Cable		1,071,971	1,173,788	1,247,667	1,325,924	13%
Gas		347,410	358,143	302,912	310,285	-13%
Water		1,549	1,304	1,181	1,008	-23%
<b>Total</b>		<b>8,718,035</b>	<b>8,788,743</b>	<b>8,610,357</b>	<b>8,562,453</b>	<b>-2.6%</b>
Department		5,230,821	5,273,246	5,166,214	5,137,472	
Public Utility Commission		3,487,214	3,515,497	3,444,143	3,424,981	

## Gross Receipts Tax Revenue 2002-2018



## Public Service Department Adjusted Expenditures\* vs Revenues FY 2013 - FY 2022

