

August 31st Housing Reporting

In accordance with Act 113 (2024)

Submitted by the Department for Children and Families

The Big Picture

(August 2024)



1,416

Number of households in the GA Emergency Housing Program as of 8/12/2024



3,458

Number of people from [2024 Point-in-Time Sheltered & Unsheltered Homelessness Count](#) that took place on 1/24/24



4,895

Number of individuals with completed assessments for [Vermont Coordinated Entry Dashboard](#) on 8/5/2024

Households By District

This is the current district data on all households in the GA Housing program as of 8/12/2024.

District Office	Rooms	Households	Adults	Children
Barre District Office	155	153	201	49
Bennington District Office	141	136	162	56
Brattleboro District Office	210	207	245	65
Burlington District Office	270	268	325	87
Hartford District Office	66	63	71	18
Middlebury District Office	9	9	9	<6
Morrisville District Office	24	24	31	11
Newport District Office	20	20	22	<6
Rutland District Office	405	391	492	178
Springfield District Office	49	49	63	18
St Albans District Office	71	71	86	17
St Johnsbury District Office	25	25	31	12
Total	1445	1416	1738	515

Eligibility Category of Households

This is the current eligibility data on all households in the GA Housing program as of 8/12/2024.

Approval Category	Count
Age 65+	71
Court Ordered/Constructive Eviction	100
Disabled (201G-VR)	274
Disabled (SSI/SSDI)	610
Domestic Violence	58
Families with Children	277
Pregnant	<12
Natural Disaster	15
Death of a Spouse, Domestic Partner or Minor Child	<12
Grand Total	1416

Notes: The [range of individuals in SSI/SSDI](#) crosses a range of acuity and health challenge– it can be mental health, chronic health condition, or a physical disability. As of 3/15/2024, disability can be verified by a licensed medical professional and [Disability Variance Form](#) can be submitted.

Act 113 Changes to the GA Housing Program

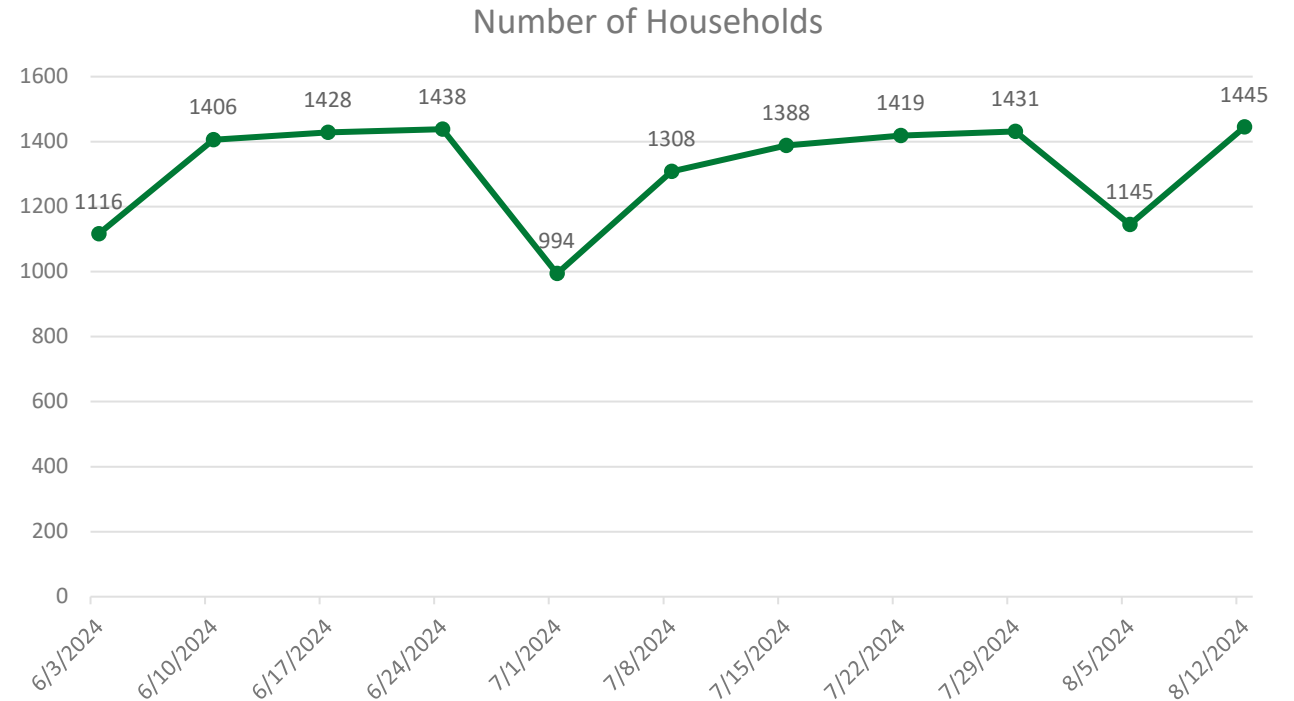
Act 113: "The utilization of hotel and motel rooms pursuant to this subdivision shall be capped at 1,100 rooms per night between September 15, 2024, through November 30, 2024, and between April 1, 2025, through June 30, 2025. (2) The maximum number of days that an eligible household receives emergency housing in a hotel or motel under this section, per 12-month period, shall not exceed 80 days."

The number of eligible households in August has remained consistent with previous months.

Currently, it is estimated that 1/3rd of households being housed will exhaust their 80 days on September 19, 2024, which is 80 days from July 1, 2024, when the law became effective.

Based on current data, DCF is working on administrative procedures to help with the distribution of the 1,100 rooms to the most vulnerable households.

Households eligible in June, July and August 2024



Administrative Procedures for Act 113

During times where the number of eligible households exceeds 90% of the 1,100 per night room cap, or 90% of hotel capacity during time periods when the 1,100 per night room cap is not in place, the department will use the following procedure for providing emergency housing assistance.

High Risk Households

Households with a member who:

- Is a child 19 years of age or under.
- Is pregnant.
- Is experiencing domestic violence, dating violence, sexual assault, stalking, human trafficking, hate violence, or other dangerous or life-threatening conditions related to violence against the individual that caused the household to lose its housing.
- Is 65 years of age or older.
- Is otherwise categorically eligible and includes a member who is 50 years of age or older.

Length of Authorization

- Granted in up-to 28-day increments.

Applying with ESD

- Can apply for emergency housing between the hours of 8am and 4:30pm Monday through Friday.
- Can reapply for housing up to 10 days in advance of the end date of their current authorization.

All Other Eligible Households

Length of Authorization

- Granted in up-to-4-day increment.

Applying with ESD

- Can apply for emergency housing between the hours of 12pm and 4:30pm Monday through Friday.
- Can reapply for housing on the day their current authorization ends.

Procedure is available online:

<https://dcf.vermont.gov/Addressing-and-Preventing-Unsheltered-Homelessness>

Act 113 Implementation

Unique Households Since 7/1/24		
Households	Adults	Children
1906	2347	755

Housed Night of 8/19/24		
Households	Adults	Children
1407	1733	520

Date Households Will Reach 80th Night	# of Households	% of Households
9/19/2024	382	27.15%
9/20/24 to 9/27/24	192	13.65%
9/28/2024	230	16.35%
9/29/24 to 10/8/24	255	18.12%

Screening and Case Management

- The Office of Economic Opportunity (OEO), Field Services, Blueprint Program and Vermont Chronic Care Initiative (VCCI) are working together to help identify people who have had a Coordinated Entry assessment who need connections to other services and a team-based care approach. The Coordinated Entry assessment assesses health and social needs in addition to housing needs. This information will be used to identify needs and referrals to services, resources, and/or Team Based Care.
- On 9/9, there is a summit for Coordinated Entry providers. There is a Team Based Care training planned for all attendees.
- Each region has community health teams and Adult Local Interagency teams that can be resources to help people connect to team-based care.
- Each region is also engaged in a Team Based Care Learning Collaborative led by the Blueprint Program Managers, Field Directors and an expert technical assistance coach to improve each regions approach and workflows in relation to Team Based Care. The teams have identified regional improvement projects they will be working on over the next several months to enhance local Team Based Care processes.

Subpopulations Enrolled in Coordinated Entry July 2024

CE Subpopulations by Region

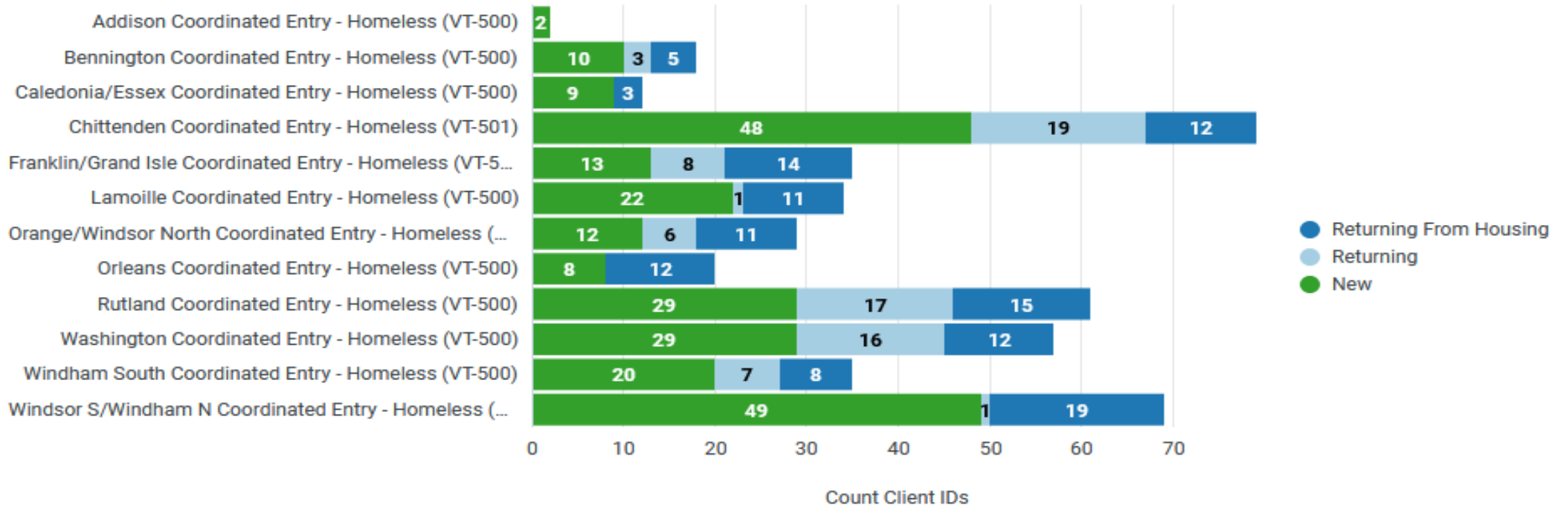
Name	Count Client IDs	Count of Household ID	Number of Veteran Clients	Number of Clients in Chronic Households	Number of Clients in Youth (24-) Households
Addison Coordinated En...	112	77	2	15	7
Bennington Coordinated...	351	196	12	64	24
Caledonia/Essex Coordi...	182	112	1	10	10
Chittenden Coordinated ...	886	706	21	161	67
Franklin/Grand Isle Coor...	290	172	8	22	23
Lamoille Coordinated E...	291	155	3	22	22
Orange/Windsor North ...	379	257	26	73	30
Orleans Coordinated Ent...	128	69	3	15	14
Rutland Coordinated Ent...	754	466	15	208	53
Washington Coordinate...	1,035	646	36	141	85
Windham South Coordin...	587	418	10	106	46
Windsor S/Windham N ...	398	206	6	47	51

This table shows the number of clients enrolled in Coordinated Entry during the past month, the number of households those clients were in, the number of clients that were veterans, the number of clients that were in chronically homeless households (as defined [here.](#)), and the number of clients in a household where the head of household was 24 years of age or under, broken down by the local housing coalitions throughout Vermont.

Source: <https://icalliances.org/vermont-coordinated-entry-dashboard>

New and Returning Enrollments by Region July 2024

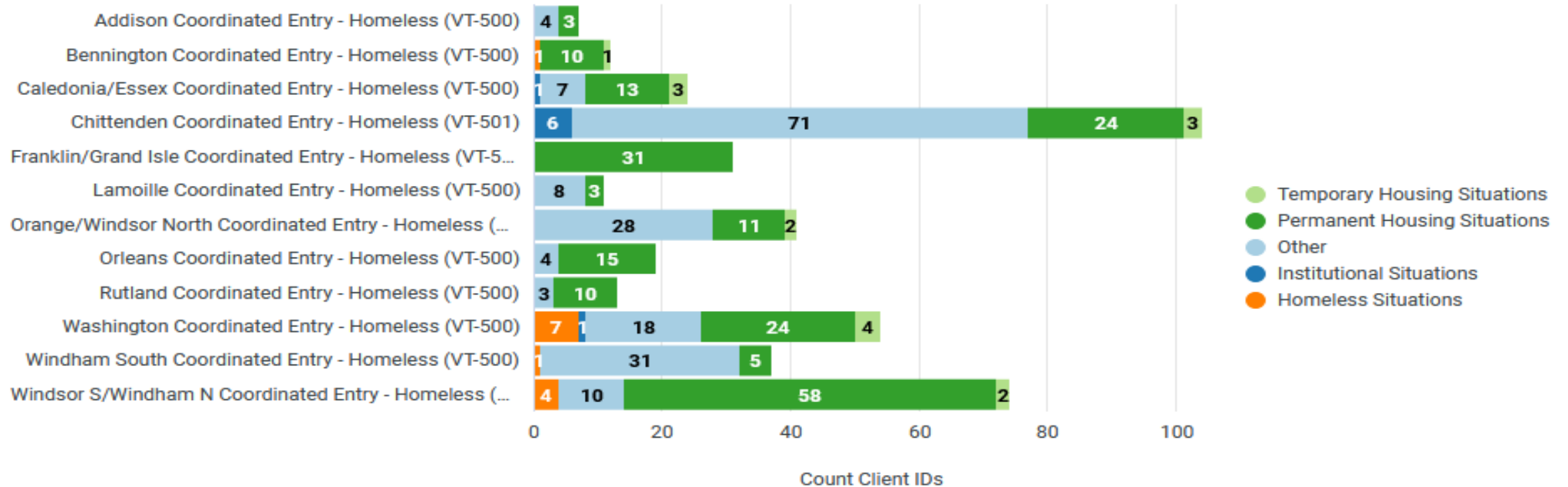
CE New and Returning Enrollments by Region



This chart categorizes clients that have entered CE in the past complete month into “Returning From Housing” (Clients that had an exit in HMIS to a permanent destination prior to enrolling in CE), “Returning” (Clients that had an exit in HMIS to a non-permanent destination prior to enrolling in CE), and “New” (Clients that had no exit in HMIS prior to enrolling in CE), broken down by the local housing coalitions throughout Vermont. Source: <https://icalliances.org/vermont-coordinated-entry-dashboard>

CE Exit Destination by Region July 2024

CE Exit Destination Categories by Region



This chart breaks down the Exit Destinations of clients leaving CE in the past complete month into categories described in [Appendix A of the HMIS Data Standards](#), broken down by the local housing coalitions throughout Vermont. Source: <https://icalliances.org/vermont-coordinated-entry-dashboard>

Housing Opportunity Grant Program (HOP) Status Update

New base funding for HOP grants was prioritized for emergency shelter expansion, including the preservation of shelter capacity created with one-time funding in State Fiscal Year (SFY) 24) and increased capacity in SFY25.

The **Annual HOP Award Summary** is available at <https://dcf.vermont.gov/oeo/resources/awards>.

Budget

Funding Bucket	Total	Obligated*	Unobligated Balance	Unobligated Project Proposals (estimates)**	Remaining Balance
One-Time funds Act 113 Sec. B.1102 (b)(9)***	\$10,000,000	\$0	\$10,000,000	\$10,000,000	\$0
HOP Base	\$27,852,306	\$26,160,856	\$1,691,450	\$971,414	\$720,036
Pandemic-Era Hotel Program Transition One-Time funding Act 78 Sec. 123 (c)	\$10,000,00	\$7,815,433	\$2,184,567	\$722,051	\$1,462,516

*Award Notice Issued

**Potential Awards (includes projects in development in previous slides, but prior to award notification - may increase/decrease)

Eligibility and contact information, and links to documents and resources can be found at the DCF website.

Resources

<https://dcf.vermont.gov/Addressing-and-Preventing-Unsheltered-Homelessness>

Emergency Shelter Capacity

County	Total Household Capacity
Addison	62
Bennington	31
Caledonia	35
Chittenden	146
Franklin	25
Lamoille	28
Orleans	7
Rutland	19
Washington	81
Windham	69
Windsor	39
Grand Total	541

Note: Vermont is a shelter first state. That means these beds are all filled before someone is offered General Assistance Emergency Housing.

SFY 2025 Monthly Hotel Authorizations*

Data as of 8/16/2024

Month	Payment Authorizations
July 2024	\$3,255,195
August 2024	\$2,796,761
September 2024	
October 2024	
November 2024	
December 2024	
January 2025	
February 2025	
March 2025	
April 2025	
May 2025	
June 2025	
TOTAL	\$6,051,956**

*Prior month authorizations will adjust throughout the year as data corrections are made.

**Spending represents the cost of hotel rooms, not including admin and security expenses.

Residential Capacity

- As of August 14, **154** Residential Mental Health Treatment beds with **3** currently available.
- As of August 14, **63** Mental Health Intensive Residential Treatment beds with **12** currently available.
- As of August 16, **91** Recovery Housing beds with **13** currently available.
- As of August 14, **242** Department of Corrections (DOC) Transitional Housing beds with **4** currently available.
- As of August 14, **2,871** Skilled Nursing Facility beds with **293** currently available.

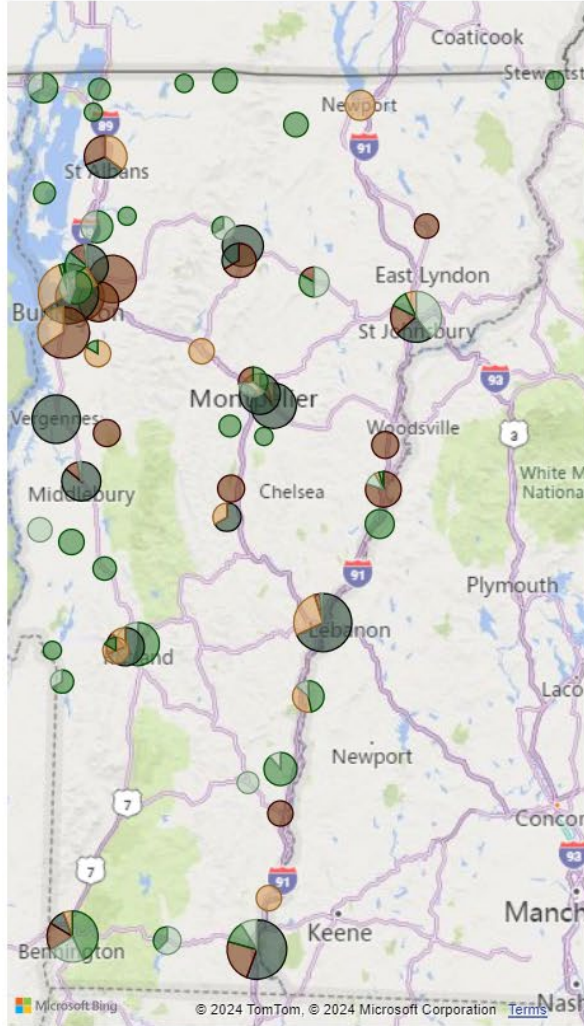
Current and Future Units from VHCB and VHIP

Housing Vermont's Unhoused Population

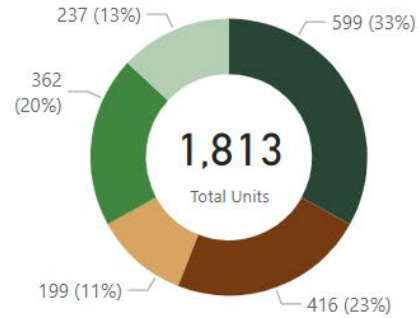
Last Refreshed: 2/1/2024

AHS District

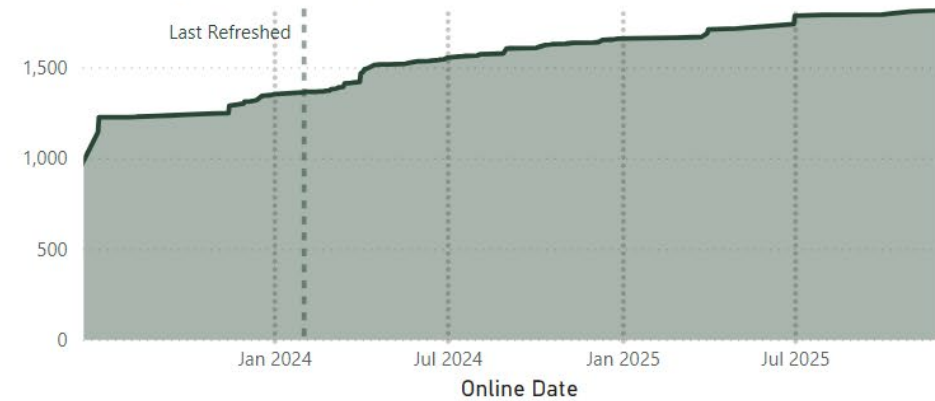
CoC Region



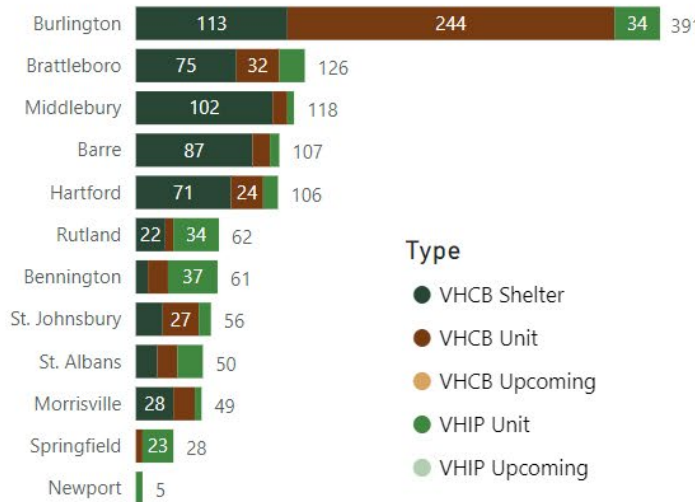
Units by Type



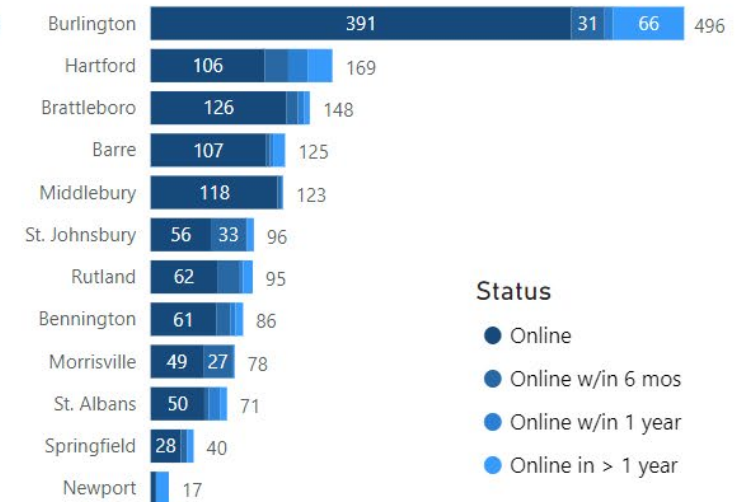
Units running total in Date by Online Date



Units by AHS District and Type



Units by AHS District and Status



Type

- VHCB Shelter
- VHCB Unit
- VHCB Upcoming
- VHIP Unit
- VHIP Upcoming

Status

- Online
- Online w/in 6 mos
- Online w/in 1 year
- Online in > 1 year