

Vermont Poverty Brief

The Vermont State Data Center

Michael Moser, Coordinator

mmoser@uvm.edu

802-656-0864

uvm.edu/crs/VTSDC



The Federal Poverty Level (FPL)

- The minimum amount of annual income that is needed for individuals and families to pay for essentials, such as room and board, clothes, and transportation. The FPL takes into account the number and ages of people in a household.

Eligibility by Poverty Guidelines

- 138% = Maximum Eligibility for Medicaid and CHIP in states that expanded Medicaid
- 150% = Eligibility for **United Way Rent and Utility Assistance**, and **Emergency Shelter Grant (ESG)** programs.
- 100% – 400% = Eligibility for Premium **tax credits on Health Insurance Marketplace** plans
- 130% before deductions are applied = **SNAP** eligibility

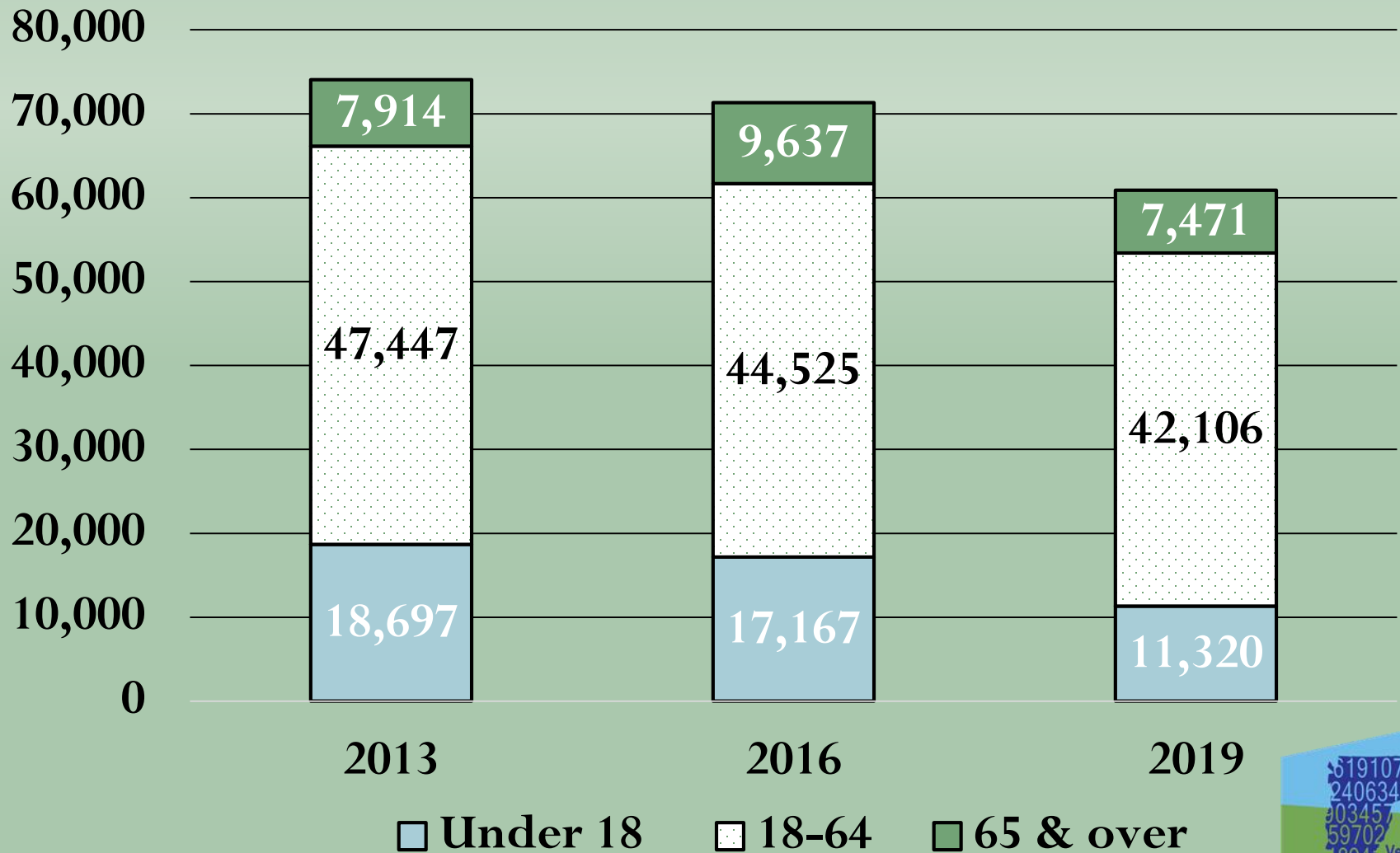


2020 Federal Poverty Thresholds (HH Inc.)

Size of family unit	Related children under 18 years								
	None	One	Two	Three	Four	Five	Six	Seven	Eight +
One person (unrelated individual):									
Under age 65.....	13,465								
Aged 65 and older.....	12,413								
Two people:									
Householder under age 65	17,331	17,839							
Householder aged 65 and older	15,644	17,771							
Three people.....	20,244	20,832	20,852						
Four people.....	26,695	27,131	26,246	26,338					
Five people.....	32,193	32,661	31,661	30,887	30,414				
Six people.....	37,027	37,174	36,408	35,674	34,582	33,935			
Seven people.....	42,605	42,871	41,954	41,314	40,124	38,734	37,210		
Eight people.....	47,650	48,071	47,205	46,447	45,371	44,006	42,585	42,224	
Nine people or more.....	57,319	57,597	56,831	56,188	55,132	53,679	52,366	52,040	50,035

Source: U.S. Census Bureau.

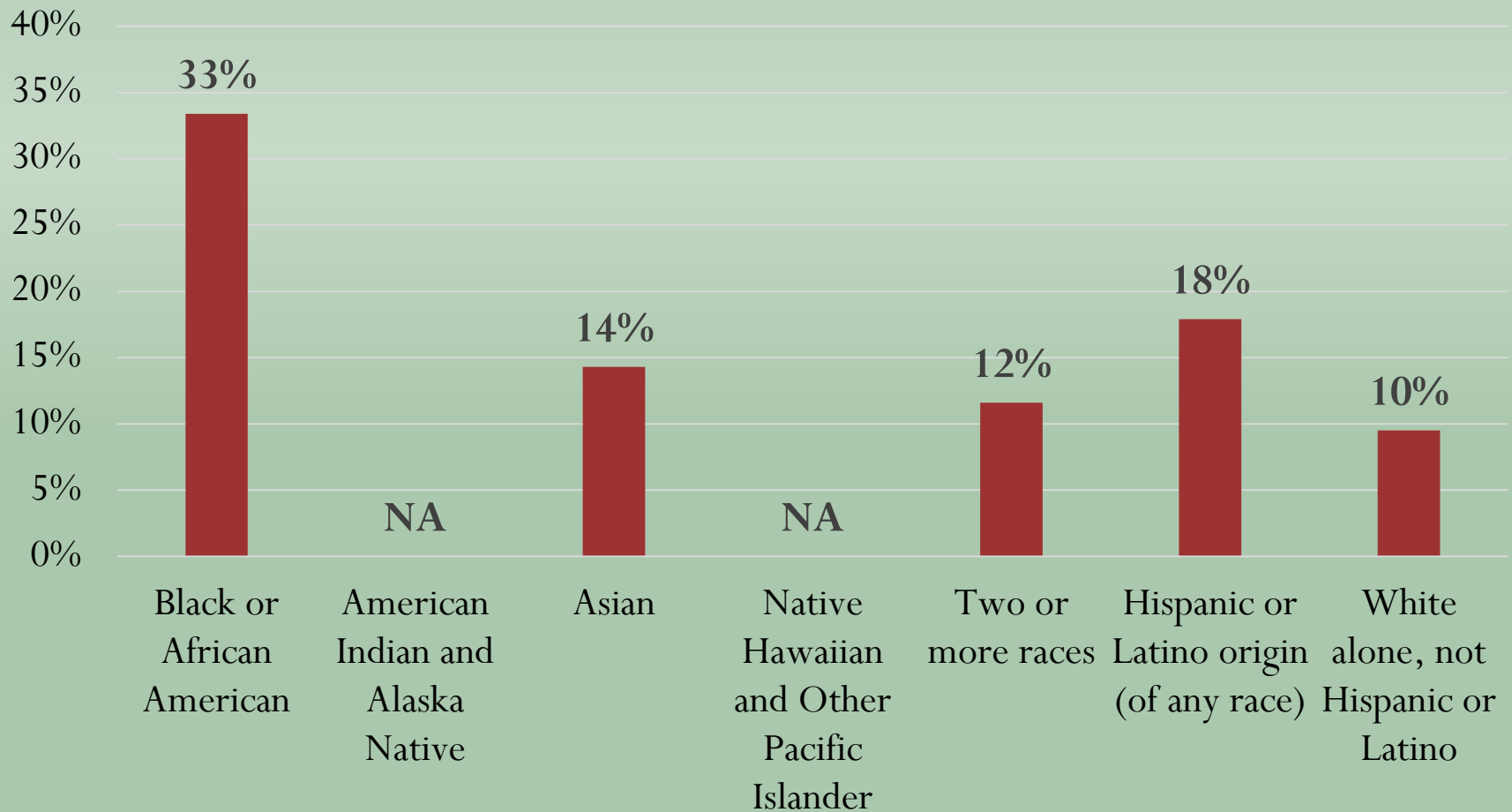
Vermonters in Poverty by Age Group over Time



U.S. Census Bureau, American Community Survey



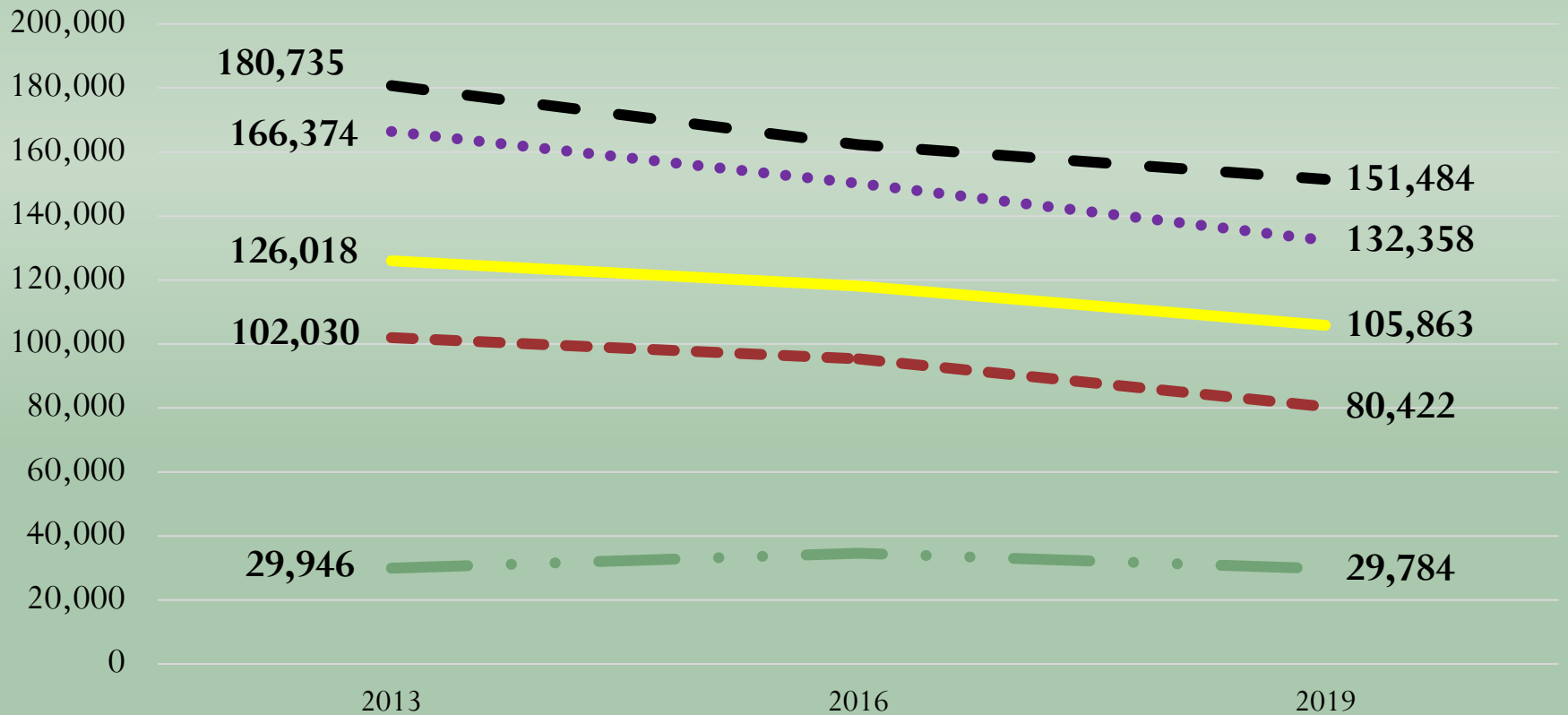
2019 Vermonters in Poverty by Race & Ethnicity



U.S. Census Bureau, American Community Survey



Vermonters in Poverty by Thresholds over Time



— 50 percent of poverty level
— 150 percent of poverty level
— 200 percent of poverty level

- - - 125 percent of poverty level
• • • 185 percent of poverty level

U.S. Census Bureau, American Community Survey



Thank You

Michael Moser

Coordinator: Vermont State Data Center

mmoser@uvm.edu

802-656-0864



Vermonters in Poverty by Age Group over Time

	2013	2016	2019
65 & over	7,914	9,637	7,471
18-64	47,447	44,525	42,106
Under 18	18,697	17,167	11,320
Total	74,058	71,329	60,897

Vermonters in Poverty by Thresholds over Time

	2013	2016	2019
50 percent of poverty level	29,946	34,577	29,784
125 percent of poverty level	102,030	95,366	80,422
150 percent of poverty level	126,018	118,131	105,863
185 percent of poverty level	166,374	150,197	132,358
200 percent of poverty level	180,735	162,330	151,484