



# Vermont State Colleges

Presentation to the  
House Appropriations Committee  
*February 2014*

*For the benefit of Vermont,*  
the Vermont State Colleges provide  
affordable, high quality, student-centered  
and accessible education, fully  
integrating professional, liberal,  
and career study.



- ❖ Five unique institutions, founded over the course of 200 years.
  - Oldest: Castleton, founded 1787
  - Newest: Community College of Vermont, founded 1970
- ❖ The Community College of Vermont, an institution that delivers its education across Vermont through twelve regional academic centers and the use of technology, was founded by executive order of Governor Deane Davis.
- ❖ 1961: Vermont Legislature creates a public corporation known as the Vermont State Colleges, reinforcing the value of small colleges and building the strength of a larger public system.
- ❖ The VSC Board is fully public and composed of four legislative trustees, nine members appointed by the Governor, as well as the Governor. The Chancellor serves, *ex officio*.
- ❖ 1977: The VSC Board of Trustees pushes for a more closely aligned system for the public colleges. The Board took responsibility for financial, academic and personnel activities of the system through the Chancellor's Office. That now includes information technology and data services as well.



# Castleton State College

- Founded in 1787, Castleton is the oldest college in the state and the 18th oldest in the country.
- New comprehensive ten-year plan aims for incremental growth to 2,500 students, and with the addition of several new graduate programs seeks to become Vermont's public master's institution.
- Castleton's one-year retention rate for the fall 2012 cohort was 74.3%, well above the national average and the highest in more than 20 years at Castleton.
- Vermont student enrollment is at its highest point ever: 70.8% of the more than 2,000 students enrolled.



Castleton  
A VERMONT STATE COLLEGE



# Community College of Vermont

- 7,000 students each semester
- 1,000 courses a semester
- 300 courses online a semester
- 400 veterans and military-connected students enrolled—the largest cohort in VT
- Diverse populations: refugees, veterans, all ages and backgrounds
- Introduction to College Studies and Dual Enrollment for high school students
- Partnerships with Vermont businesses


CCV is the college that serves Vermonters in the communities in which they live and work.





# Johnson State College

- Runs the statewide External Degree Program (EDP), enabling students with 60+ college credits to finish their bachelor's degrees online and on weekends at locations throughout Vermont
- Nationally recognized for faculty-mentored undergraduate research that is cutting edge and community relevant, including studies of the Lamoille watershed, landslide conditions in Cambridge, and asbestos contamination in Eden and Lowell
- Unique programs: Inclusive Elementary Education (B.A.) Wellness & Alternative Medicine (B.S.), Communications & Community Media (B.A.), Counseling (M.A.)





# Lyndon State College

- Unique Programs: Atmospheric Sciences, Electronic Journalism Arts, Exercise Science, Mountain Recreation Management, Music Business & Industry, Sustainability Studies, Visual Communications
- Lyndon's Electronic Journalism Arts Department has been ranked in the top ten in a survey of the 25 best journalism schools in the United States.
- Since 2004, Lyndon's News7, the college's daily, student-produced newscasts, have garnered 80 regional and national awards, including an Emmy as the Nation's Best College Newscast.
- Lyndon State and Q Burke Mountain Resort have formed a collaborative relationship that will provide students the benefit of coursework and experiential learning opportunities and meet the learning objectives and work force development needs of Q Burke.





# Vermont Technical College

Vermont Tech exists to help students gain the skills and confidence they need to thrive. As a result of the College's on hands-on approach to education, students not only see their potential but **experience** it.

- Vermont Tech offers thirty-plus bachelor's and associate degree programs in today's most unique sought-after fields, including Renewable Energy, Green Building Design, Sustainable Land Use, Diversified Agriculture, Respiratory Therapy, Nursing, Dental Hygiene, Computer & Engineering Technology, Fire Science and Professional Pilot Technology (Aviation).
- Vermont Tech is proud to be ranked a Top 10 Public School (Regional Colleges) by *US News and World Report*
- This January, the College began filling its anaerobic digester. The digester uses natural biological processes to produce electricity plus heat from food waste and manure. It will transfer power to Vermont's electric grid and heat to the campus.



Vermont Tech's Randolph Center campus is surrounded by one of America's most beautiful working landscapes.

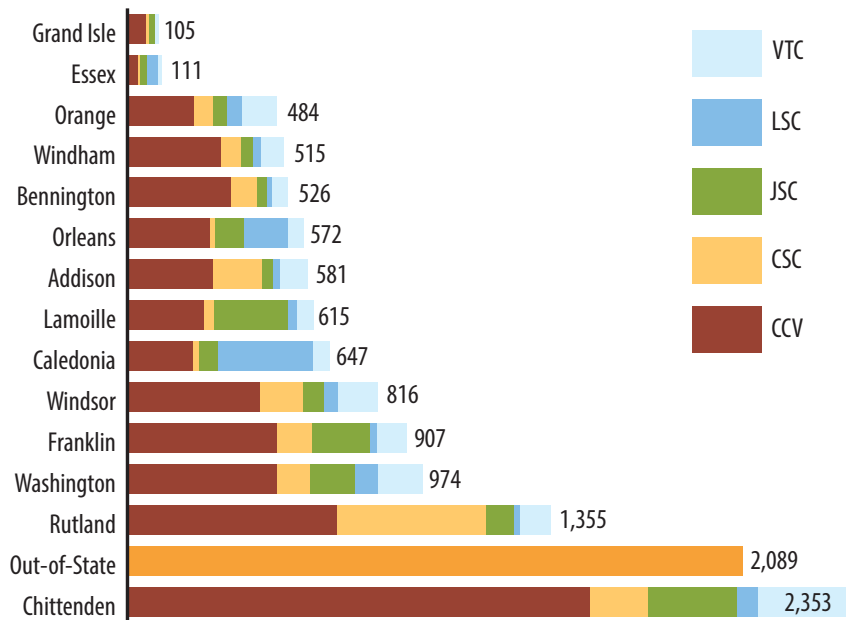
**VERMONT TECH**

Instructional Staff:	1,370
Part Time:	1,083
Academic Support & Administrative Staff :	935
Part Time:	129
Total Employees:	2,305
Office of the Chancellor:	29
VSC Total Wages and Benefits:	\$124M

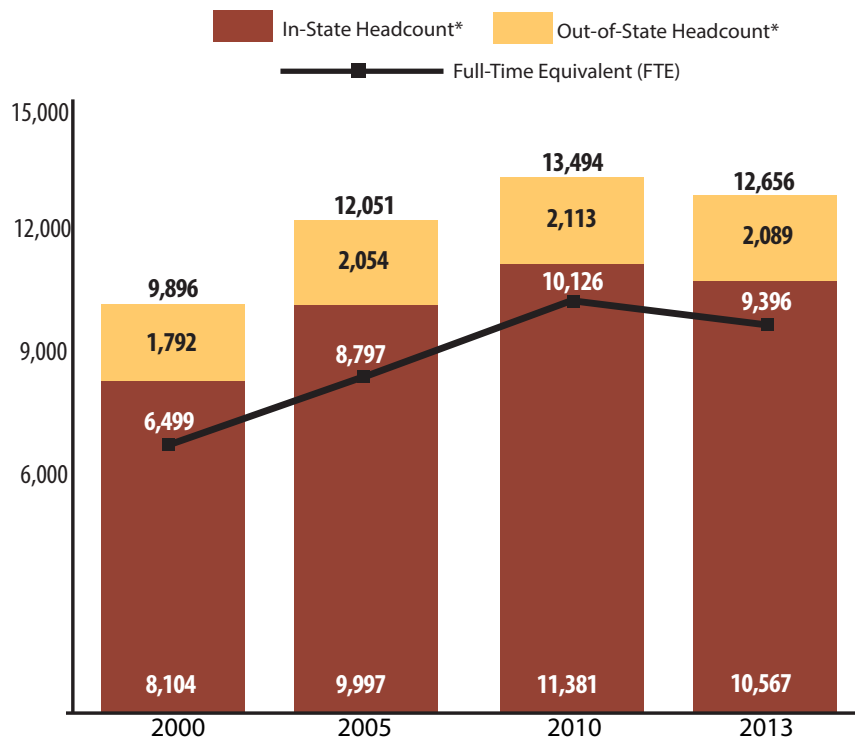
*At over 2,300 employees, the VSC is the 5<sup>th</sup> largest employer in the state.*

- ❖ Of the 12,656 students enrolled in the VSC, 83% are Vermonters
- ❖ 60% of VSC degree seeking students are the first in their families to attend college
- ❖ 50% of students are PELL-eligible
- ❖ 79% of students receive financial aid
- ❖ 37% are nontraditional students, over age 25
- ❖ 84% of VSC graduates stay in Vermont
- ❖ Job Placement Rate: 87%-96% by college

## VSC Headcount Enrollment by County of Residence, Fall 2013



## VSC Fall Enrollment



\* Unduplicated headcount

	CSC	JSC	LSC	VTC	CCV	TOTAL VSC*
<b>2003</b>	1,881	1,787	1,441	1,234	5,344	<b>11,277</b>
<b>2007</b>	2,144	1,867	1,415	1,556	5,608	<b>12,129</b>
<b>2012</b>	2,156	1,783	1,508	1,645	6,311	<b>12,911</b>
<b>2013</b>	2,175	1,692	1,519	1,543	6,194	<b>12,656</b>
<b>Δ 1 Year</b>	<b>+0.9%</b>	<b>-5.1%</b>	<b>+0.7%</b>	<b>-6.2%</b>	<b>-1.8%</b>	<b>-2.0%</b>
<b>Δ Decade</b>	<b>+16%</b>	<b>-5%</b>	<b>+5%</b>	<b>+25%</b>	<b>+16%</b>	<b>+12%</b>

\* Unduplicated total

	CSC	JSC	LSC	VTC	CCV	TOTAL VSC*
<b>2003</b>	1,685	1,447	1,244	1,047	2,800	<b>8,061</b>
<b>2007</b>	1,903	1,482	1,310	1,321	3,065	<b>9,041</b>
<b>2012</b>	2,024	1,415	1,374	1,401	3,520	<b>9,685</b>
<b>2013</b>	2,036	1,343	1,376	1,302	3,387	<b>9,396</b>
<b>Δ 1 Year</b>	<b>+0.6%</b>	<b>-5.1%</b>	<b>+15%</b>	<b>-7.1%</b>	<b>-3.8%</b>	<b>-3.0%</b>
<b>Δ Decade</b>	<b>+21%</b>	<b>-7%</b>	<b>+11%</b>	<b>+24%</b>	<b>+21%</b>	<b>+17%</b>

\* Unduplicated total

## Vermont High School Graduates: Postsecondary Enrollment Statistics

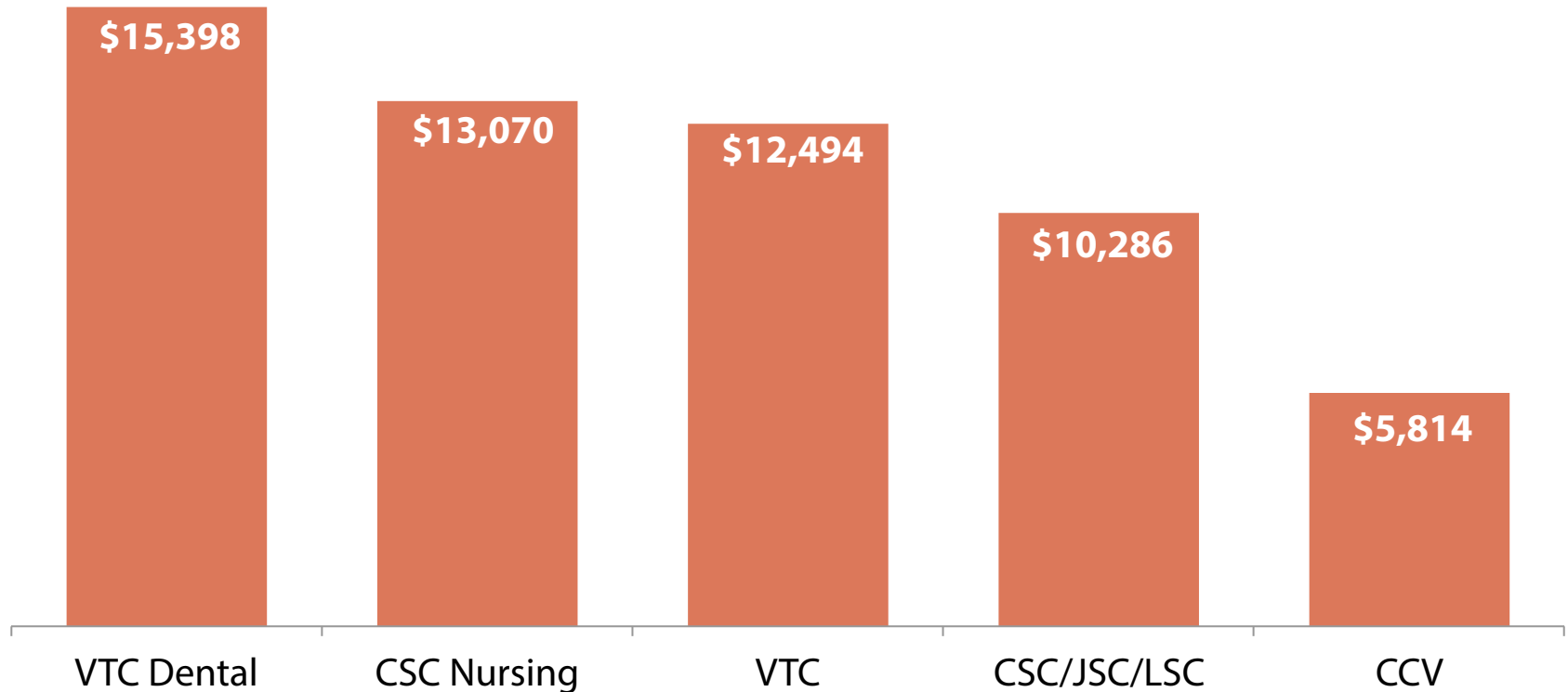
<b>Regular Diploma Graduates (2008, 2009, 2010)</b>	<b>21,068</b>
Postsecondary Enrollment Rate	<b>60.4%</b>
% Out-of-State	<b>46.4%</b>
% In-State	<b>53.6%</b>
<b>Top Postsecondary Institutions</b>	
Vermont State Colleges	<b>32.3%</b>
University of Vermont	<b>13.7%</b>
Champlain College	<b>2.3%</b>
All Other Independent Colleges	<b>5.4%</b>

Source: VT Agency of Education

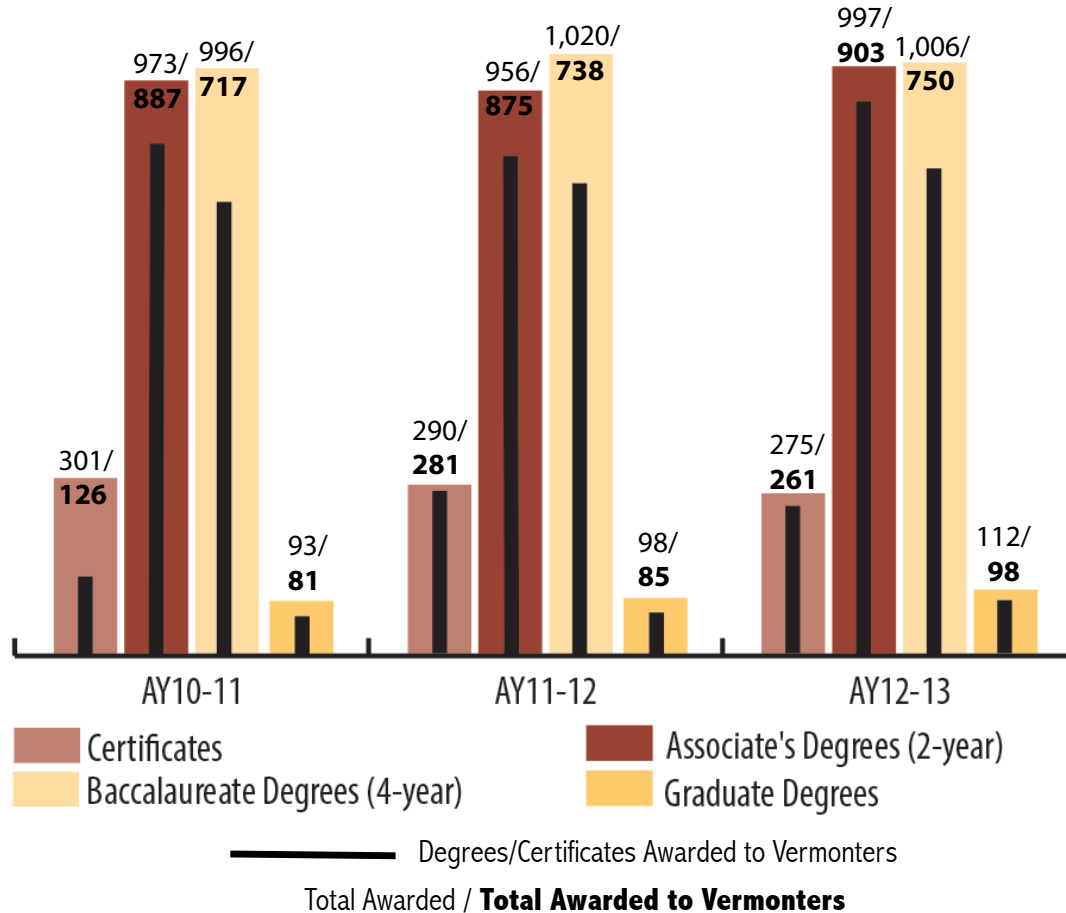
	Poverty	Middle Class	Wealth
Possessions	People	Things	One-of-a-kind objects, legacies
Money	To be used, spent	To be managed	To be conserved, invested
Personality	For entertainment. Sense of humor is highly valued.	For acquisition and stability. Achievement is highly valued.	Is for connections. Financial, political, social connections are highly valued.
Food	Key question: Did you have enough? Quantity important.	Key question: Did you like it? Quality important.	Key question: Was it presented well? Presentation important.
Time	Present most important. Decisions made for the moment based on feelings or survival.	Future most important. Decisions made against future ramifications.	Traditions and history most important. Decisions made partially on basis of tradition and decorum.
Education	Valued and revered as abstract but not reality.	Crucial for climbing success ladder and making money.	Necessary tradition for making and maintaining connections.
World View	See world in terms of local setting.	See world in terms of national setting.	See world in terms of international view.
Driving Forces	Survival, relationships, and entertainment	Work, achievement	Financial, political, social connections

Source: Ruby K. Payne, PhD  
*A Framework for Understanding Poverty*

## 2013-2014 Tuition and All-Student Fees for Vermont Residents



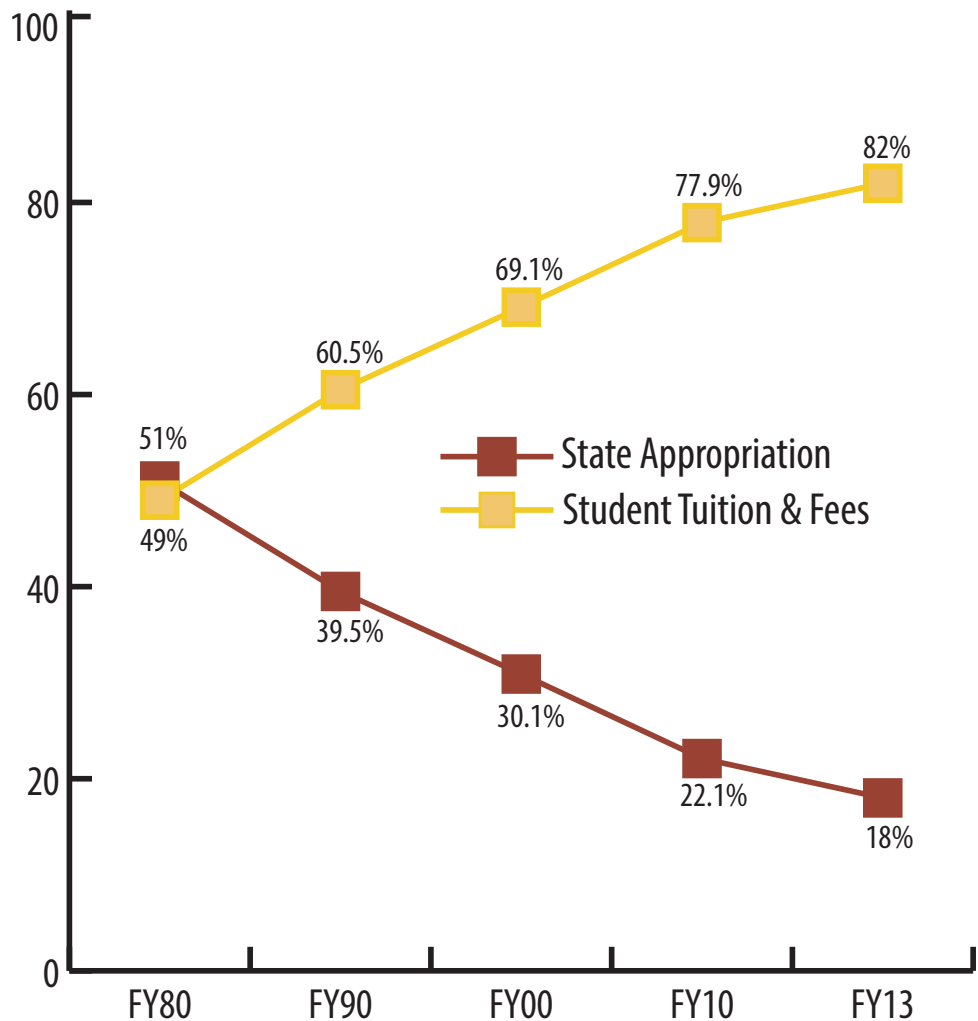
# Degrees/Certificates Awarded Annually



*In academic year 2012-13, the VSC awarded a postsecondary degree or credential to more than 2,000 Vermonters—more than any other institution in the state.*

Health Professions	570
Business, Management & Marketing	380
Liberal Arts & Humanities	337
Education	159
Engineering Technologies	129
Public Administration, Social Services, Security Professions	123
Visual & Performing Arts	105
Psychology	104
Agricultural, Construction, Mechanic, Telecommunications Tech.	89
Family, Consumer, Leisure & Fitness Studies	88
Literature, Languages, Communications & Journalism	71
Computer & Information Sciences & Technology	65
Social Sciences & History	64
Natural Resources, Biological & Physical Sciences	55
Multi/Interdisciplinary Studies	26
Mathematics & Statistics	24

*The state with the lowest percentage of college revenue coming from tuition is Wyoming: 13.8%. The national average is 47%. The Vermont State Colleges are 82% tuition dependent.*



General Fund	FY2010	FY2011	FY2012	FY2013	FY2014	FY2015 Gov. Rec.
Base	\$23,107,247	\$23,107,247	\$23,107,247	\$23,107,247	\$24,300,464	\$24,543,469
One-Time	\$1,722,837	\$1,722,837	0	0	0	0
<b>Total (% Change)</b>	\$24,830,084	\$24,830,084	\$23,107,247 (-7%)	\$23,107,247 (0%)	\$24,300,464 (3%)*	\$24,543,469 (1%)
Allied Health	FY2010	FY2011	FY2012	FY2013	FY2014	FY2015 Gov. Rec.
General Fund	\$663,130	\$711,096	\$711,096	\$711,096	\$744,591	\$752,037
Global Commitment	\$405,407	\$405,407	\$405,407	\$405,407	\$405,407	\$409,461
One-Time	\$27,631	0	0	0	0	0
<b>Total Allied Health</b>	<b>\$1,096,168</b>	<b>\$1,116,503</b>	<b>\$1,116,503</b>	<b>\$1,116,503</b>	<b>\$1,149,998</b>	<b>\$1,161,498</b>

\* In addition to a 3% (\$693,217) increase in the FY2014 operating appropriation for the VSC, the FY14 General Fund total included the Next Generation Scholarship funds (\$500,000).

General Fund	FY2014	FY2015 Gov. Rec.	FY2015 VSC Request	FY2015 Scenario 1: 0% I/S Undergrad Tuition Increase & Governor's Recommendation	FY2015 Scenario 2: 0% I/S Undergrad Tuition Increase & VSC Request
Base	\$24,300,464	\$24,543,469	\$25,272,482	\$26,147,299	\$26,876,313
Base Change from Prior Year	\$693,217	\$243,005	\$972,019	\$1,846,835	\$2,575,849
<b>% Change</b>	3%	1%	4%	7.6%	10.6%
Allied Health/ General Fund	\$744,591	\$752,037	\$774,374	\$801,179	\$823,518
AH/Global Commitment	\$405,407	\$409,461	\$421,623	\$436,217	\$448,380
<b>Total Allied Health</b>	\$1,149,998	\$1,161,498	\$1,195,957	\$1,237,396	\$1,271,898
<b>Total Change</b>	<b>\$726,712</b>	<b>\$254,505</b>	<b>\$1,018,018</b>	<b>\$1,928,025</b>	<b>\$2,691,538</b>
<b>Total VSC</b>	<b>\$25,450,462</b>	<b>\$25,704,967</b>	<b>\$26,468,480</b>	<b>\$27,384,697</b>	<b>\$28,148,211</b>

*\*FY14 increase to be used entirely for tuition assistance for VT students.*

- Castleton's Polling Institute is a resource for government, non-profit, and private entities that need data collection or evaluation assistance and a comprehensive and authoritative resource for understanding public opinion in Vermont.
- Johnson State's External Degree Program gives Vermont adults an opportunity to complete degrees with a direct-to-employer strategy that focuses on professional skills and improves employee retention for employers.
- Lyndon State serves NEK businesses through the Center for Rural Entrepreneurship and partnerships with NEK businesses like Q Burke Mountain Resort.
- Nursing and Allied Health programs at Castleton and Vermont Tech support and enhance the Vermont healthcare workforce in partnership with hospitals and clinical sites throughout the state.
- Castleton's Center for Schools offers a broad range of professional development opportunities for Vermont educators and administrators.

- Vermont Manufacturing Extension Center (VMEC) provides systems and solutions to help VT manufacturers innovate, plan, perform and grow. VMEC's FY15 proposed appropriation is \$427,898 funded out of the VSC base.
- Vermont Tech's Office of Continuing Education and Workforce Development develops innovative partnerships with major Vermont manufacturers like GS Precision and Goodrich (United Technologies).
- Vermont Tech's Institute for Applied Agriculture and Food Systems has an innovative delivery model based on short-term, intensive educational experiences that provide students with specific skills relevant to the food system economy.
- Vermont's Small Business Development Center provides no-cost, confidential business advising and low-cost training services to all small businesses and new ventures in Vermont.

- CCV serves more military veterans than any college in Vermont and helps military connected students maximize the use of their GI benefits and minimize the debt they incur.
- CCV's "Little Open Online Courses" (LOOCs) provide online education that is free and open to the public.
- CCV and Castleton's Open Educational Resources strategy provides free online course materials for use in lieu of textbooks.
- VSC is projecting more than 1,200 dual enrollment placements across all participating colleges in AY13. Dual Enrollment vouchers are improving access and aspiration.
- Early College programs at all VSC will allow high school seniors to complete their freshman year of college and senior year of high school simultaneously, while realizing substantial savings.

- A majority of the new jobs being created in Vermont will require postsecondary experience.
- Too few Vermont students aspire to continue to college.
- 2010 U.S. Census Bureau\*:
  - 91% of Vermonters over the age of 25 have a high school degree or equivalent.
  - 47% have some college or an Associate's degree.
  - 33% have a Bachelor's degree or higher.

\*U.S. Census Bureau, 2005-2009 American Community Survey

[http://www.census.gov/compendia/statab/cats/education/educational\\_attainment.html](http://www.census.gov/compendia/statab/cats/education/educational_attainment.html)

- More students into college
  - *Improving access*
  - *Changing aspirations*
  - *Providing a variety of pathways*
- More students complete college
  - *Controlling cost*
  - *Improving readiness*
  - *Improving retention*
- More of those who complete college remain in Vermont
  - *Relevant programming tied to opportunities in state*



Thank you.

**Contact:**

*Daniel P. Smith*  
*Director, Community Relations*  
*and Public Policy*  
[Dan.Smith@vsc.edu](mailto:Dan.Smith@vsc.edu)  
(802) 373-6225