



**Vermont Judicial Branch
FY 2019 Budget Summary – Key Budget and Programmatic Issues**

The Judiciary's FY 2019 budget presentation materials include five documents:

- This summary of key FY2019 budget and programmatic issues within the Branch
- [Vermont Judiciary Annual Statistical Report for FY2017](#)
 - [Appendix I- Judiciary Statistics FY17](#)
 - [Appendix II - Judiciary Statistics FY17](#)
- [Vermont Judicial Branch Overview, 2018 Legislative Session: Courts, Judiciary Programs, and Performance Measures](#)
- Budget detail document – includes budget “ups and downs” and all Vantage reports
- Legislative Briefing Sheets

Topics covered in this summary document include:

- Courts, Judiciary Programs, and Performance Measures
- Upward Caseload Pressures on Court Resources
- Structural Challenges in Court System Funding
- FY 2019 Budget: Governor's Recommendation
- Process for Development of the Judiciary's FY 2019 Budget Request
- Budget Items Not Included in the Governor's Recommendation
- Creating a More Efficient Vermont Judiciary

Courts, Judiciary Programs, and Performance Measures

Basic indicators of court performance are a necessary ingredient of accountability in the administration of justice and effective governance of the third branch. Moreover, performance measures provide a structured means for courts to communicate this message.

The Vermont Judiciary assesses performance through measures developed by the National Center for State Courts. CourTools is an instrument designed to foster consensus on what courts should strive to achieve and their success in meeting objectives in a world of limited resources.

The Vermont Judiciary also used the Results Based Accountability model to measure performance of court programs. These programs include treatment court dockets, the Vermont Superior Court family mediation program, the parent coordination program, the Guardian ad Litem program, the Court Interpreter program, judicial and staff education programs, and educational programs designed to inform self-represented litigants, parties in relief from abuse proceedings, and parties in divorce and parentage proceedings.


The Vermont Judicial Branch Overview for the 2018 Legislative Session, which accompanies the Judiciary's budget materials, sets forth in greater detail the Mission, Vision, and Principles for Administration of the Vermont Judiciary adopted by the Supreme Court, as well as performance measures established by the Judiciary, where applicable, and measurements of performance outcomes, to the extent available.

Upward Caseload Pressures on Court Resources

Increase in Drug Related Crime

FELONIES

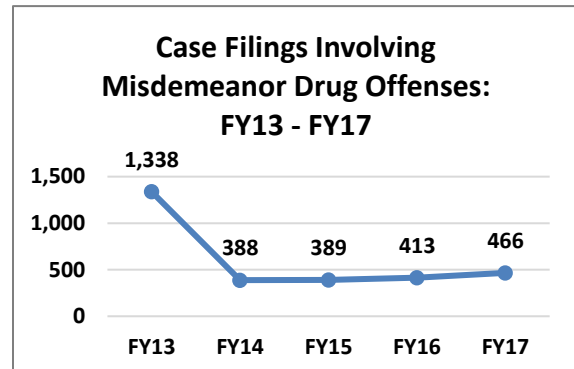
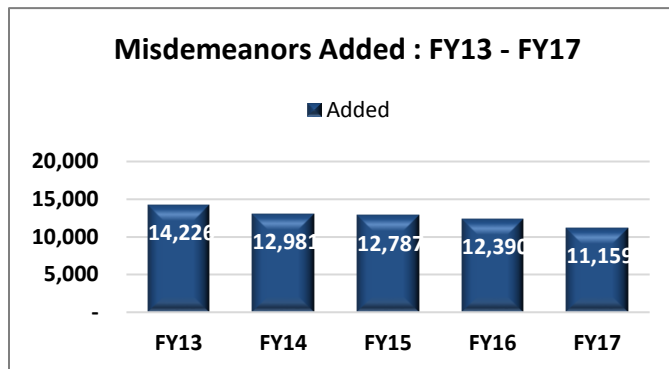
A crime is considered a felony offense in Vermont if the maximum sentence that can be imposed is more than 2 years. The graph below indicates the trends over the past five years in case filings. Overall, felony filings have risen nearly 10% in the last year. This increase is primarily due to an increase in filings involving drug crimes (23%) which have begun to rebound in the last few years.



Felony Filings					
Case Type	2013	2014	2015	2016	2017
Domestic Violence	462	457	477	503	497
Drug	544	513	409	439	538
Motor Vehicle - DWI/DUI	299	331	262	302	280
Motor Vehicle - Other	113	105	131	151	142
Other	0	0	0	0	0
Person	607	611	634	704	685
Property	868	873	679	749	719
Protection	91	79	65	65	64
Public Order	516	439	432	449	470
Weapon	0	0	2	2	1
Grand Total	3,500	3,408	3,091	3,364	3,396

MISDEMEANORS

A crime is considered a misdemeanor in Vermont if the maximum sentence that can be imposed is 2 years or less. Overall, misdemeanor filings declined 10% in the last year. Drug offenses are the only misdemeanor case type for which filings increased (13%).



Misdemeanor Filings					
Case Type	2013	2014	2015	2016	2017
Domestic Violence	801	776	767	726	702
Drug	1,338	388	389	413	466
Motor Vehicle - DWI/DUI	2,813	2,714	2,650	2,644	2,486
Motor Vehicle - Other	2,978	3,182	3,372	2,510	2,034
Other	0	0	0	0	1
Person	980	957	966	937	867
Property	1,871	1,739	1,617	1,838	1,439
Protection	324	291	264	338	285
Public Order	3,119	2,933	2,760	2,982	2,878
Weapon	2	1	2	2	1
Grand Total	14,226	12,981	12,787	12,390	11,159

Projected Increase in Juvenile Filings

CHINS

Of the CHINS cases filed in FY17, 86% were abuse/neglect cases, the remainder were beyond parental control or truant. Overall, CHINS filings have declined in the past year, primarily because of fewer abuse/neglect cases (14%). However, projections based on the first half of FY18 indicate filings will likely rise to prior levels.

For the second year in a row, the clearance rate for abuse and neglect cases has risen. Although encouraging, the 90% clearance rate remains one of the lowest of any group of cases in any division of the superior court.¹ CHINS cases are labor intensive for judges and court staff. They require numerous hearings and the stakes for the litigants are high. Not only are many of the children involved in these cases removed from the custody of their parents, there is always the threat of

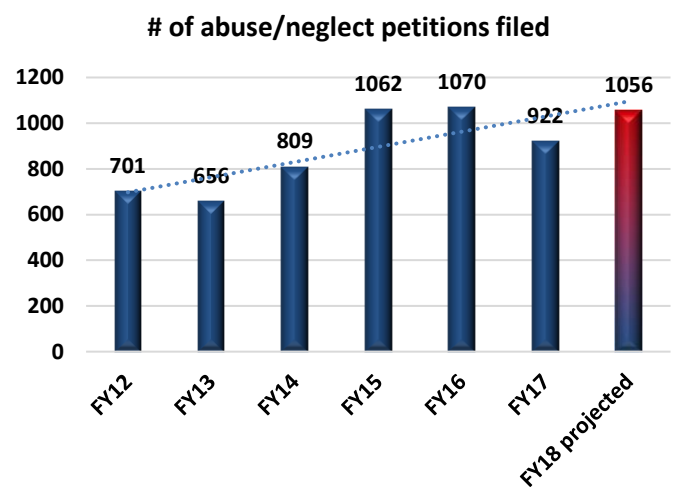
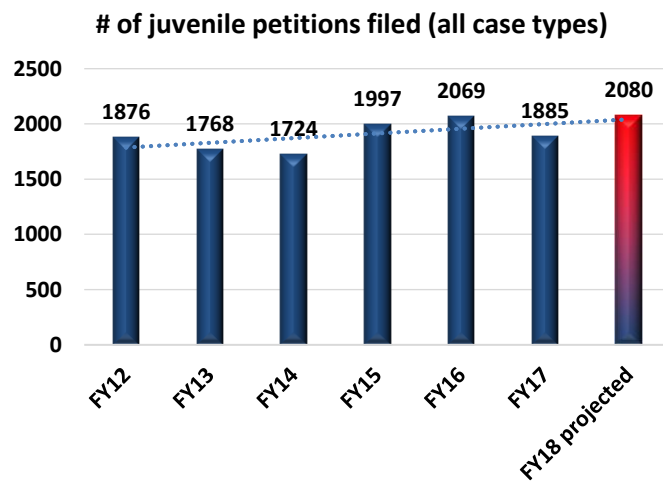
¹ The clearance rate for delinquency cases was 87% in FY17.

termination of parental rights if parents are unable to regain custody within a reasonable amount of time. Clearance rates below 100% is a source of concern. It means the development of a backlog of cases that will be difficult to overcome without a dramatic decline in the number of filings or an increase in resources.

I. JUVENILE CASES ADDED (multiple years)

	FY12	FY13	FY14	FY15	FY16	FY17	FY18	FY18 Projected
CHINS-Abused or Neglected	701	657	808	1,060	1,073	922	528	1,056
CHINS- Truant	117	135	123	112	137	165	49	98
CHINS- Unmanageable	93	90	93	86	83	65	39	78
Delinquency	893	817	668	704	734	703	403	806
Youthful Offender	79	72	54	42	42	33	21	42
Total	1,883	1,771	1,746	2,004	2,069	1,888	1,040	2,080

The portion of abuse/neglect cases relative to all juvenile case types increased from 30% in FY10 to the 50% range in FY15 to FY18).



II. CUSTODY OF CHILDREN; CASES ADDED IN CURRENT FY (custody status before disposition)

FY 18 (1 st 6 mo.)	DCF Custody	Custody to "Other"	No Custody	Total # cases
CHINS-Abused or Neglected	268	37	223	528
CHINS-Truant	1	0	48	49
CHINS-Unmanageable	28	0	11	39
Delinquency	39	0	364	403
Youthful Offender	2	0	19	21
Total	338	37	665	1040

Cases w/ young children who are removed from the home are more likely to go to TPR

% of abuse/neglect cases in DCF custody; 50% (in FY17, it was 44%; was 50% in FY15 & FY16)

III. ABUSE/NEGLECT CASES FILED BY COUNTY

1st six months of FY18

	An	Bn	Ca	Cn	Ex	Fr	GI	Le	Oe	Os	Rd	Wn	Wm	Wr	Total
FY16	64	58	49	194	9	126	14	21	52	30	75	162	106	106	1066
FY17	69	80	41	192	0	93	0	31	13	29	74	100	108	92	922
FY18 (6 mo.)	37	39	23	101	5	80	4	13	9	23	35	49	58	52	528
FY18 projection	74	78	40	202	10	160	8	26	18	46	70	98	116	104	1056

Courts likely to have more abuse/neglect cases in FY18 than in FY17: An, Ex, Fr, GI, Oe, Os, Wr (significant increase for Fr)

Courts likely to have about the same or fewer abuse/neglect cases filed in FY18 than FY17: Bn, Ca, Cn, Le, Rd, Wn, Wm

source: Juvenile 10 Year Filing with Disposition report.xls

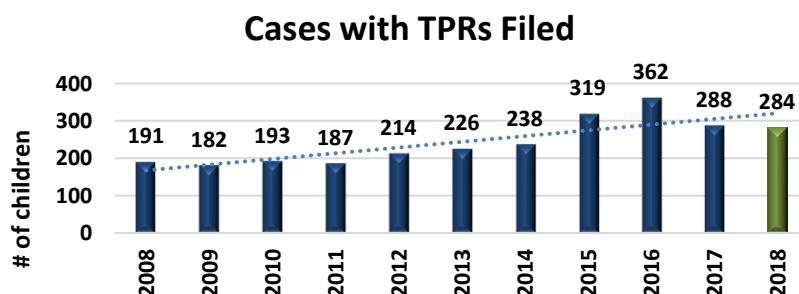
H:\DW\Dashboard\PCS Division\Planning&Court Svs.xls

TERMINATION OF PARENTAL RIGHTS (TPRs)

Although TPR petitions have decreased 20% in the last year, they remain significantly higher than ten years ago. The clearance rate for termination of parental rights petitions rose dramatically in FY17, rising 39% over the previous year. This is due in large part to a concentration of judicial resources to the juvenile docket.

IV. TPRs FILED OVER TIME

1st half FY18



FY of TPR Filing. **NOTE: FY18 is a PROJECTION**

TPRs are typically filed a year into a case.

Contested TPRs place heavy demands on judicial resources. Courts are hard pressed to find time for multiple-day contested TPRs, which also require findings time for the judge.

FY18 cases with TPR filed is projected to be about the same as in FY17.

source: TPR Trends report.xls

V. 142 TPRs filed in FY18 (1st half):

Addison	17
Bennington	12
Caledonia	10
Chittenden	18
Essex	1
Franklin	13
Grand Isle	3
Lamoille	3
Orange	1
Orleans	1
Rutland	9
Washington	18
Windham	20
Windsor	16

137 Cases w/ TPRs pending: (1st half FY18)

(count is by docket #, not TPR motion)

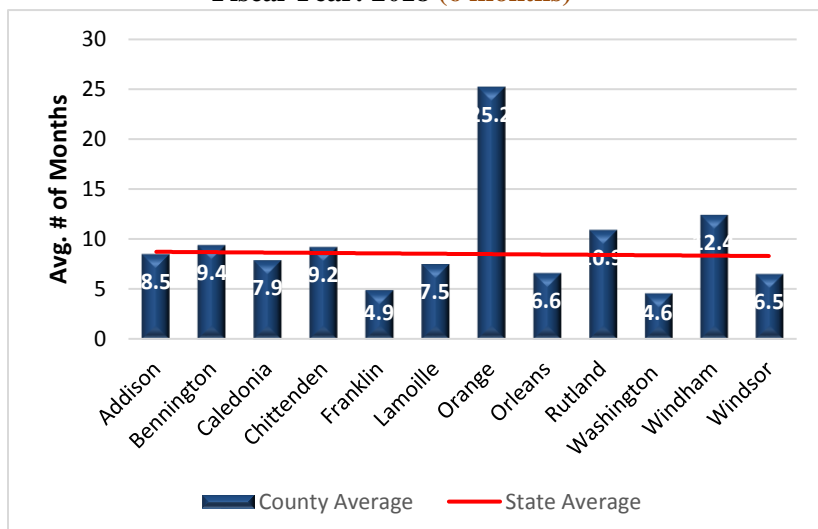
Note high numbers of TPRs filed in some courts compared to Chittenden.

52% of the pending TPRs have been pending for 5 or more months.

This time last FY, there were 159 TPRs filed, with 175 TPRs pending; the numbers appear to be smaller than last FY.

VI. TIMELINESS OF TPRs DECIDED THIS FY Fiscal Year: 2018 (6 months)

count is docket #s (children)



County # of Cases with TPRs Decided

Addison	5
Bennington	4
Caledonia	11
Chittenden	17
Franklin	20
Lamoille	1
Orange	1
Orleans	4
Rutland	13
Washington	18
Windham	17
Windsor	19

(1st TPR filed to last TPR decided)

The avg. length of time over a 10-year period is 7.5 months.

Grand Total 130

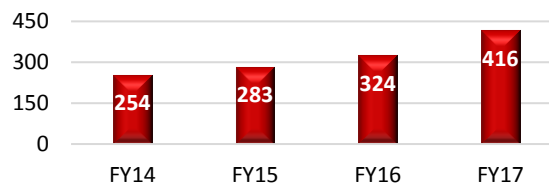
Statewide average: 8.0 months Goal: 5 months

In FY16, the statewide average was 8.4 months (up from 6.3 mo.in FY15), with a count of 332 TPRs decided.

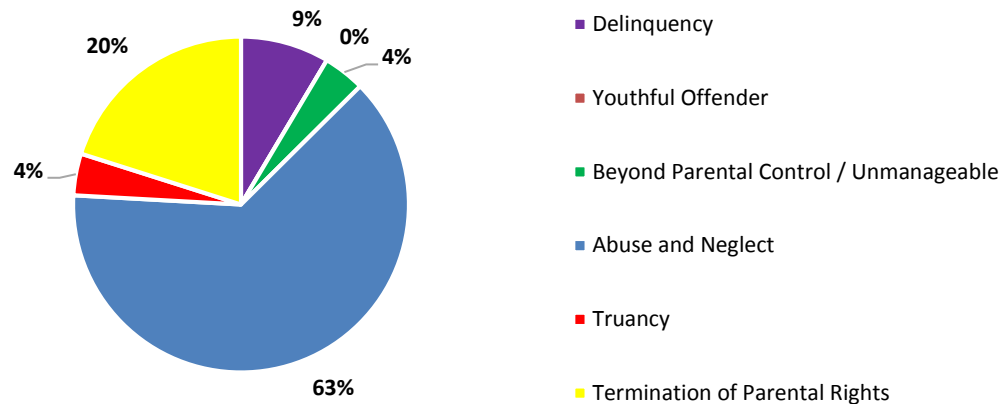
Increase in Adoption Filings

There were 28% more minor adoption petitions filed in FY17 as compared to FY16; however, when contrasted to four years ago, minor adoptions have risen 64%. This rise in adoption filings is because of the large number of abuse and neglect cases that resulted in termination of parental rights (in the Family Division) 12-18 months prior.

Minor Adoptions Cases Added: FY 14 - FY17

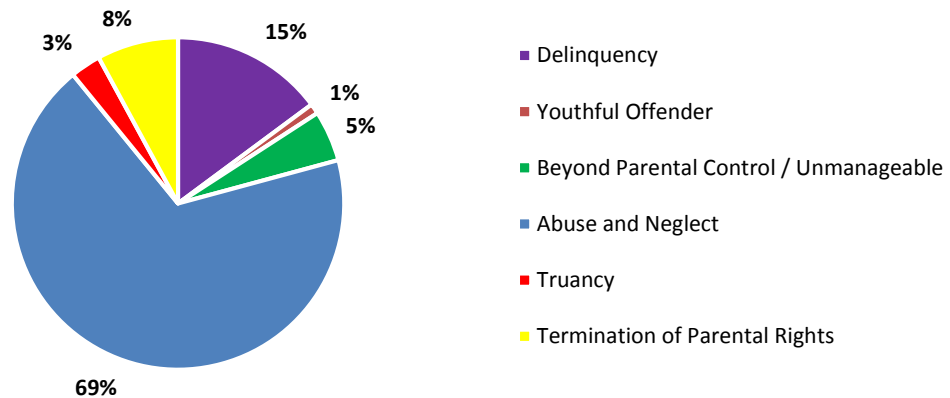


Workload (filings x weights) of Juvenile Case Types : Judicial Officers



	Delinquency	Youthful Offender	Beyond Parental Control	Abuse and Neglect	Truancy	TPR
Case Weight	59	59	332	332	103	309
Filings	699	31	65	917	165	307
Workload	41241	1829	21580	304444	16995	94863
%	9%	< 1%	4%	63%	4%	20%

Workload (filings x weights) of Juvenile Case Types: Court Staff



	Delinquency	Youthful Offender	Abuse and Neglect	Truancy	Beyond Parental Control	TPR
Case Weight	288	288	1027	212	1027	375
Filings	699	31	917	165	65	307
Workload	201312	8928	941759	34980	66755	115125
%	15%	1%	69%	3%	5%	8%

Structural Challenges in Court System Funding

The Judiciary's funding structure provides relatively little room to absorb growth in operating costs due to its reliance on General Funds, and there is relatively little leeway to reallocate resources within the Branch due to high share of personnel and physical footprint costs as a share of the total budget.

Over 87% of the Judiciary's budget is funded with General Funds, while less than 6% is derived from various fee and surcharge sources, as illustrated below.

Fund:	FY2019 Governor's Recommendation	Fund Sources as Percent of Total
General Fund	\$43,309,694	87.6%
Fee-based revenue sources:		
Attorney Admission Licensing Fund	\$776,169	1.6%
Court Technology Fund	\$2,121,499	4.3%
Other fund sources:		
Waste Management Fund	\$128,305	0.3%
Environmental Permit	\$148,342	0.3%
Inter-Unit Transfer Fund	\$2,325,272	4.7%
Federal Revenue Funds	\$640,524	1.2%
TOTAL	\$49,449,805	100%

In addition to being heavily reliant on General Funds, the Judiciary's budget is concentrated in several cost areas. The three largest items- salary and fringe benefits; Fee for Space; and court security contracts- account for 90.2% of the Branch's expenses. After accounting for mandatory internal service charges and accounting transactions, only 9.8% of the Judiciary's budget is associated with operating expenses.

Major category of expense (all funds):	FY 2019 Governor's Recommendation	As Percent of Total
Salary and Fringe (less vacancy savings)	\$35,098,753	71.0%
Fee for Space	\$5,218,558	10.6%
Court security contracts	\$2,525,303	5.1%
Other internal service charges (DII; VISION; Insurance)	\$1,294,453	2.6%
Cash payment to DCF (Title IVD accounting transaction)	\$422,720	0.9%
All other expenses	4,890,018	9.8%
Total (all funds)	\$49,449,805	100.0%

FY 2019 Budget: Governor's Recommendation

The primary sources of budget pressure behind the Judiciary's FY 2019 budget recommendation can be divided into two categories: state-wide pressures that confront all units of State government, and pressures specific to the Judiciary. All these pressures increase the cost of adequately providing the Judiciary's current level of services; none of them reflect new programs or initiatives by the Judiciary (although in some cases they reflect innovative approaches to key pressures). Funding of these pressures is critical in maintaining- and not falling further behind- the already austere operational capacity and caseload pressures that present challenges to the Judiciary's capacity to meet the constitutional obligations of the Branch.

State-wide General Fund pressures include:

- Salary and salary-driven fringe benefits (i.e. the annualization of the FY 18 Pay Act): \$1,131,945
- Employer share of health and dental insurance premiums: \$50,932
- Internal service charge pressures: (\$6443)
- **Total state-wide pressures: \$1.2M, or 2.8% GF increase versus FY 2018**

The figures above make clear that a significant portion of the Judiciary's budget pressures are associated with State-wide issues that confront all units. We defer to the Agency of Administration to address those pressures with the Appropriations committees.

Process for Development of the Judiciary's FY 2019 Budget Request

The Supreme Court solicited input from various units within the Judiciary to identify FY 2019 budget pressures and provide a venue for requested new programs and initiatives. Upon the review and compilation of those responses, the Supreme Court found that the following base "current services" budget items were not negotiable as they were needed to maintain a reasonable level of judicial operations:

- Annualization of FY18 salary increases: \$1.149 M, of which \$1.131,945 are general funds
- Employer portion of health insurance premium increase: \$50,932
- Adjustment for internal service charges – e.g., fee for space: credit of \$6,443

The Court further found that the following budget priorities were needed to adequately support the Judiciary's current statutory requirements:

- Five additional trial court staff members: \$347K
- Two additional trial court law clerks - \$75K each (including benefits) – total \$150K
- Five additional contractual court security officers (deputy sheriffs and/or private security): \$281K
- Rate increase (8%) for Sheriffs and other security contractors to reflect current and prior cost growth: \$210K

Budget Items Not Included in the Governor's Recommendation

The Judiciary appreciates that given the constrained fiscal climate, the Governor included adequate funding for state-wide budget pressures. The following identifies those items requested by the Judiciary that were not included in the Governor's Recommendation:

General Funds to support five additional Trial Court staff: \$347,000: When the Legislature funded two additional Superior Judges over the past two years, no accompanying staff positions were authorized, as would have normally been the case in a Judiciary budget request for additional trial court resources. As a result, the weighted caseload analysis that the Judiciary conducts annually based on the previous fiscal year's case statistics demonstrates that the Judiciary does not have enough staff positions to support the additional judge time or to adequately manage the current caseload in the trial courts.

The Judiciary Information Center has been a tremendous help in working to address this gap by taking phone calls that would otherwise be going directly to certain Superior Court units and to the Judicial Bureau. The weighted caseload study demonstrates that the Judiciary is short almost six staff positions for the workload being carried, mostly in the Judicial Bureau and Information Center. In order to serve additional dockets and court sites across the state to relieve the stress on overburdened trial courts, adding an additional five staff positions would enable the Judiciary Information Center to streamline and centralize requests for record checks, process all credit card payments, and help to process judicial bureau tickets.

In addition to taking calls for the Chittenden unit of the Vermont Superior Court, the Information Center currently provides ad-hoc coverage for the Washington unit and the Judicial Bureau. The Information Center also provides in-service coverage for a half day each month for Washington, Lamoille, Caledonia, Franklin, Grand Isle units, and the Judicial Bureau.

Judiciary Information Center statistics:

- FY17 total number of telephone calls: 43,000
- FY16 total number of telephone calls: 38,000
- The Information Center is currently resolving approximately 60-65% of all calls coming into the Information Center without the need to transfer the call to a local court site.

Percentage of Information Center Coverage for FY17:

- Chittenden 64%
- Judicial Bureau 20%
- Washington 16%

The Judicial Bureau processes 94,000 traffic tickets annually that are issued by state and local law enforcement agencies. More Vermonters interact with the Judicial Bureau than with any other part of the court system. The Judicial Bureau also fields approximately 50,000 telephone calls per year. With the expansion of the Information Center, the knowledge bank of the operators has also

increased. As a result, customers are benefitting from more consistent availability of court staff and assistance with their court needs all with one phone call. If necessary, a customer with a more complex question is transferred directly to the appropriate division. People calling in to participate in hearings by phone are directed to the proper division and courtroom. Feedback from court personnel is that assistance from the Information Center provides improved productivity, allowing them to focus on docketing, case-flow management, and other daily tasks.

Salary and benefits for two additional law clerks: \$150,000: The addition of two new Superior Judge positions, and the influx of so new Superior Judges being appointed to fill vacancies created by retirements, has created additional law clerk need.

Five additional contractual court security officers (deputy sheriffs and/or private security): \$281,000: At the request of the Legislature, the Judiciary has conducted two studies over the past three years to review the security operations and infrastructure of State courthouses. Both studies identified the need for additional court security officers because existing staffing levels did not meet “best practices.” In the FY17 budget request, the Judiciary requested 18 additional officers as an initial step toward a minimally-acceptable staffing level; the Legislature opted not to create or fund any additional positions. For FY18, the Judiciary identified five locations where the staffing levels are currently dire and in need of immediate rectification. The Governor’s recommendation in FY18 and again in FY19 did not include funding for these additional services. The staffing needs remain, and the Judiciary will continue to express its concerns about the risks from inadequate court security staffing levels.

Sheriffs’ and other security contract rate increase - 8%: \$210,000: In most Vermont counties, the County Sheriff provides security services in the courthouses. These services are via contract with the Judiciary; there is no constitutional or statutory requirement that the sheriffs provide these services. For many years, the sheriffs have expressed concerns that the rates offered by the Judiciary have not kept up with growth in the costs of those services. Because some sheriffs have opted not to renew their contract to provide services in courthouses, the Judiciary has engaged with a private security firm. However, it remains the Judiciary’s preference where possible to utilize the sheriffs for these services. The Judiciary therefore requested an 8% rate increase for Sheriffs and other security providers. While recognizing the constrained fiscal climate and the Judiciary’s other budget pressures, the Judiciary reiterates its request for funding at the 8% level to hopefully forestall further defections by Sheriffs.

Creating a More Efficient Vermont Judiciary

Over the past several years, the Judiciary has undertaken multiple initiatives- both large and small – to create a more efficient delivery of judicial services.

The Judiciary is taking on a variety of restructuring endeavors to improve and modernize operations. Many of these initiatives, however, will not manifest into “harvestable” budget savings in the immediate future. The items discussed below will: (1) take several years to produce quantifiable savings; (2) produce savings other than within the Judiciary; (3) improve the quality and customer service of the judicial process but not necessarily reduce costs; or (4) some combination of the above. Two of these projects are described below.

Vermont Judicial Commission on Family Treatment Dockets: In response to the dramatic upsurge in child protection cases fueled by the opioid crisis, the Supreme Court has established the Vermont Judicial Commission on Family Treatment Dockets. Members of the Commission include representatives from all three branches of state government, as well as representatives from the private sector. The mission of the Commission will be to work across the justice system to identify the most efficient and effective ways to deliver necessary services, including the involvement of the court, to families with children impacted by the opioid crisis.

The Commission will identify evidence-based practices and work to identify techniques that may be used by the justice system employing a treatment docket model in family division cases. The issues to be reviewed by the Commission include consideration of risk and need screening and clinical eligibility of parents for treatment docket services; the respective roles and obligations of the court, the Department for Children and Families, State Attorneys, the Office of the Attorney General, defense attorneys, court appointed special advocates known as guardians ad litem, and others; examining the effectiveness of different treatment docket practices; and then evaluating the connection between those practices and the ultimate goal of promoting the best interests of children, including obtaining permanency for abused and neglected children in a timely way.

The Commission will review similar initiatives in courts around the country and make recommendations to the Supreme Court for ways to pilot successful practices, as well as methods for affording statewide access to family treatment docket techniques, if warranted and consistent with the policies of the Court. The Commission, which will issue an interim report to the Supreme Court by July 1, 2018, and a final report by December 1, 2018, is chaired by Chief Justice Paul Reiber.

Next Generation Case Management System: In 2015, we started a multi-year initiative to select and implement a Next Generation Case Management System (NG-CMS). We completed our procurement process in June 2017 with the announcement of our contract with Tyler Technologies. Tyler, the largest public company in the world focused exclusively on state and local government, has implemented their Odyssey Court Case Management System in 13 statewide court systems and over 600 county or municipal courts. We expect that our implementation of Odyssey, scheduled to rollout regionally across the State through 2020, will drive the transformation of the Judiciary's case management process from a paper-driven to an electronic-focused business model, improving access to justice, strengthening interagency communication, and enabling more efficient court operations. Funding has been provided through the FY16/FY17 Capital Bill for \$4.55MM, and the FY18 Capital Bill for \$2.8MM. The remaining funding requirements for completion include outstanding Capital requests for \$2.96MM, split across FY19 \$1.4MM and FY20 \$1.56MM, and utilization of Judiciary Court Technology Fund reserves for \$2.4MM.



Vermont Judicial Branch Overview

2018 Legislative Session

Courts, Judiciary Programs, and Performance Measures

Vermont Judicial Branch Overview

Table of Contents

<u>Section</u>	<u>Page</u>
Vermont Constitution	1
Mission and Vision	1
Principles for Administration of the Vermont Judiciary	2
Case Management Principals.....	2
Vermont Unified Court System: Chart	3
Vermont Unified Court System: Description	4
<i>The Supreme Court</i>	<i>4</i>
<i>Administration of the Court System and Regulation of Attorneys</i>	<i>4</i>
<i>Superior Court.....</i>	<i>5</i>
Criminal Division	5
Family Division	6
Civil Division	6
Environmental Division	7
Probate Division	7
The Judicial Bureau	7
Court Response to Crime in the Community	8
<i>Adult Drug / Treatment Court Docket Projects in Rutland, Chittenden, and Washington Counties</i>	<i>8</i>
<i>How Much Did We Do?</i>	<i>8</i>
<i>How Well Did We Do It?.....</i>	<i>8</i>
<i>Is Anyone Better Off?</i>	<i>10</i>
<i>Family Treatment Court Docket Projects – Caledonia County.....</i>	<i>10</i>
<i>Juvenile Treatment Court Docket – Franklin County</i>	<i>10</i>
<i>Mental Health Court Docket – Chittenden County.....</i>	<i>11</i>
<i>The Windsor DUI Docket.....</i>	<i>11</i>

Children and Families in the Court System	11
<i>Attorneys for Children</i>	<i>11</i>
<i>Vermont Superior Court Family Mediation Program.....</i>	<i>12</i>
<i>How Much Did We Do?</i>	<i>13</i>
<i>How Well Did We Do It?.....</i>	<i>13</i>
<i>Is Anyone Better Off?</i>	<i>13</i>
<i>Parent Coordination</i>	<i>14</i>
<i>How Much Did We Do?</i>	<i>14</i>
<i>How Well Did We Do It?.....</i>	<i>14</i>
<i>Is Anyone Better Off?</i>	<i>15</i>
<i>Guardian ad Litem Program</i>	<i>15</i>
<i>How Much Did We Do?</i>	<i>16</i>
<i>How Well Did We Do It?.....</i>	<i>16</i>
<i>Is Anyone Better Off?</i>	<i>16</i>
<i>Court Improvement Program</i>	<i>16</i>
<i>How Much Did We Do?</i>	<i>17</i>
<i>How Well Did We Do It?.....</i>	<i>17</i>
<i>Is Anyone Better Off?</i>	<i>18</i>
Court Interpreter Program	18
<i>How Much Did We Do?</i>	<i>18</i>
<i>How Well Did We Do It?.....</i>	<i>18</i>
<i>Is Anyone Better Off?.....</i>	<i>18</i>
Technology Initiatives	19
<i>How Much Did We Do?</i>	<i>20</i>
<i>How Well Did We Do It?.....</i>	<i>20</i>
<i>Is Anyone Better Off?.....</i>	<i>20</i>

Court Security	21
<i>How Much Did We Do?</i>	21
<i>How Well Did We Do It?</i>	21
Is Anyone Better Off?.....	21
Judicial Branch Education	22
<i>Appointed Judicial Officer Education</i>	22
<i>How Much Did We Do?</i>	22
<i>How Well Did We Do It?</i>	22
Is Anyone Better Off?.....	22
<i>Assistant Judge Education</i>	23
<i>How Much Did We Do?</i>	23
<i>How Well Did We Do It?</i>	23
Is Anyone Better Off?.....	23
<i>Employee Education</i>	24
<i>New Hire Orientation</i>	24
<i>How Much Did We Do?</i>	24
<i>How Well Did We Do It?</i>	24
Is Anyone Better Off?.....	24
<i>Building Knowledge and Skills in Courts</i>	24
<i>How Much Did We Do?</i>	24
<i>How Well Did We Do It?</i>	24
Is Anyone Better Off?.....	25
Public Education	25
<i>Education for Self-Represented Litigants</i>	25
<i>How Much Did We Do?</i>	26
<i>How Well Did We Do It?</i>	26
Is Anyone Better Off?.....	26

<i>Relief from Abuse Education Program</i>	<i>26</i>
<i>How Much Did We Do?</i>	<i>27</i>
<i>How Well Did We Do It?.....</i>	<i>27</i>
<i>Is Anyone Better Off?.....</i>	<i>27</i>
<i>Judiciary Information Center</i>	<i>27</i>
<i>How Much Did We Do?</i>	<i>28</i>
<i>How Well Did We Do It?.....</i>	<i>28</i>
<i>Is Anyone Better Off?.....</i>	<i>28</i>
<i>Children Coping with Divorce</i>	<i>28</i>
<i>How Much Did We Do?</i>	<i>29</i>
<i>How Well Did We Do It?.....</i>	<i>29</i>
<i>Is Anyone Better Off?.....</i>	<i>29</i>
Boards and Committees	29
<i>Professional Responsibility Program</i>	<i>30</i>
<i>Judicial Conduct Board</i>	<i>30</i>
<i>Board of Bar Examiners and Character and Fitness Committee</i>	<i>30</i>
<i>Mandatory Continuing Legal Education Board</i>	<i>31</i>

FY17

Vermont Judicial Branch Overview

Courts, Judiciary Programs, and Performance Measures

The Vermont Judicial Branch is an important element in the constitutional balance of power among the Executive, Legislative, and Judicial Branches. This balance of power is essential to the vitality of our democracy. The courts provide a forum for resolution of disputes involving the range of human conflict, including cases that address the protection of individual rights, public safety, and business and commercial concerns. A fair and impartial court system is an important element in the preservation and maintenance of an orderly society.

Vermont Constitution

The ultimate measures of performance for the Judiciary are set forth in the Vermont Constitution, which provides as follows in Chapter I, Article 4:

Every person within the state ought to find a certain remedy, by having recourse to the laws, for all injuries or wrongs which one may receive in person, property, or character; every person ought to obtain right and justice, freely, and without being obliged to purchase it; completely and without any denial; promptly and without delay, conformably to the laws.

More specific performance measures and outcomes for the Vermont Judiciary are set forth in this overview.

Mission and Vision

The Judiciary's mission is to provide equal access to justice, protect individual rights, resolve legal disputes fairly and timely, and provide everyone their opportunity to have their day in court.

The Judiciary's vision is as follows: The people of Vermont will have trust and confidence in the Vermont state courts because the courts are fair, impartial, accessible, responsive, consistent, free of discrimination, independent, and well-managed.

Principles for Administration of the Vermont Judiciary

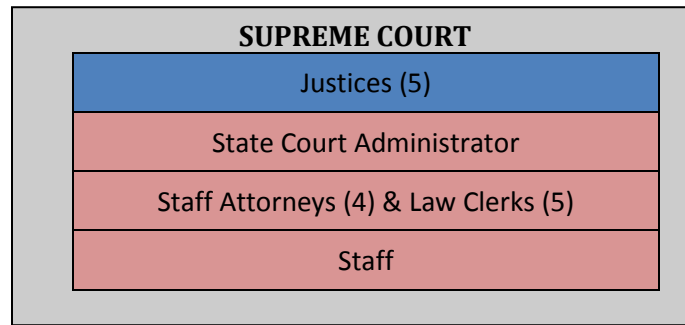
The Supreme Court has adopted the following principles for administration of the Vermont Judiciary:

1. Vermont judicial officers will be people of integrity who are fair, impartial, and competent.
2. The Supreme Court will operate the court system as a unified system, in accordance with the Vermont Constitution, Ch. II, Section 4, which provides that “the judicial power of the State shall be vested in a unified judicial system...”
3. The Vermont Supreme Court will deploy resources in a manner that is cost-efficient for the taxpayer, while providing access to court services that is cost-effective to litigants.
4. Court services will be provided through a system that is open, affordable, and understandable and that offers a level of service that is appropriate to the characteristics of the case.
5. Court services will be provided through a system that ensures access to justice and respect for all litigants and members of the bar.
6. Case decisions will be made by appropriately educated and well-trained judicial officers.
7. Trial court judges will be capable of working in any court, hearing any case that needs to be heard on a particular day.
8. Judicial officers will issue timely decisions that do justice for the litigants, establish clear and ascertainable law, and apply the law correctly to the facts.
9. The Judicial Branch will be organized to minimize redundancies in court structure, procedures, and personnel, and provide an efficient balance of workload among courts.
10. Funding authorities will provide resources that are appropriate to court structure and provide long-term stability in the budgeting, funding, and operations of the Judicial Branch.



Case Management Principles

1. Every case will receive individual attention.
2. Individual attention will be proportional to need.
3. Decisions and process will demonstrate procedural justice.
4. Judicial control will be exercised over the legal process.

THE VERMONT UNIFIED COURT SYSTEM



- Appointed;
Statutory Salary
- Elected;
Statutory Salary
- State Employee; Hired by
Supreme Court or Designee
- Elected;
Paid by State when sitting alone
Paid by County when sitting
with judge



Vermont Unified Court System

The Supreme Court

The Supreme Court is comprised of the Chief Justice and four Associate Justices. Each Justice is appointed by the Governor from a list of candidates submitted by the Judicial Nominating Board. The Governor's appointment of a justice must be confirmed by the Senate. The justices hold six year terms. Every six years, each justice who wishes to sit for another six-year term must seek to be retained by the General Assembly. Following a legislative review process, the General Assembly votes to determine whether each such justice will continue to sit for another six-year term.

The Supreme Court is the sole appellate level court in Vermont. It hears cases primarily in Montpelier. The Court hears appeals from the Civil, Family, Criminal, and Environmental Divisions of the Vermont Superior Court; from certain administrative agency proceedings; and from the Probate Division when a question of law is involved. In special types of cases, the Supreme Court has original or exclusive jurisdiction. In those cases, the matter is filed directly with the Supreme Court without the case needing to be heard first in a lower court.

The Supreme Court resolves approximately 450 cases per year by deciding whether the trial court judge accurately applied Vermont law to the facts in the case. In such cases, the Supreme Court does not take evidence, listen to witnesses, or receive exhibits in a case. Instead, the Court looks at the legal issues to determine whether the law was correctly applied to the facts in the lower court. Decisions of the Supreme Court of Vermont are final unless the case presents a federal question involving the United States Constitution, statutes, or treaties. If there is a federal question, decisions of the Supreme Court of Vermont may be appealed to the United States Supreme Court.

Administration of the Court System and Regulation of Attorneys

The Vermont Constitution gives the Supreme Court the responsibility to administer the Vermont Unified Court System. The Supreme Court exercises its administrative authority collectively as a governing body. The Constitution also authorizes the Supreme Court to make rules regulating practice and procedure. The General Assembly has authority to revise rules adopted by the Court. The Supreme Court also has the power to discipline judges and attorneys, to license attorneys, and to regulate the practice of law.

The Supreme Court appoints a State Court Administrator, who serves as the Chief Executive Officer of the Judiciary. She has responsibility for all budgetary and fiscal operations and personnel administration of all courts, boards, and agencies of the Vermont Judicial Branch. Her responsibilities include oversight of the administrative infrastructure of the Judiciary, including budget and finance, planning, appellate court administration, human resources and labor relations, information technology, court services and programs, court facilities and security, legal counsel, attorney regulation, and the relationship between the Judiciary and the Legislative and Executive branches of state government.

The Supreme Court also appoints a Chief Superior Judge. He assigns the superior judges, environmental judges, child support magistrates, judicial bureau hearing officer, and assistant judges to the trial court

divisions, resolves attorney conflicts, and resolves complaints about the trial courts. The Chief Superior Judge assigns each of the judges to sit in each of the trial courts for a specific length of time, generally for a year. (The environmental judges hear and dispose of most cases in the environmental division, which has statewide jurisdiction.) In the smaller counties, one judge may be assigned to sit in the Civil, Criminal, and Family Divisions of the Vermont Superior Court concurrently, especially when all three divisions are located in the same building. In the larger counties, a different judge may sit in each of the trial court divisions.

The State Court Administrator and Chief Superior Judge cooperate to ensure that the trial court system operates as efficiently as possible and work toward the development of uniform and improved procedures in the trial courts. They also collectively oversee the development and implementation of judicial education, orientation, and mentoring programs.

Superior Court

The Vermont Superior Court was created by Act 154 of the 2010 session of the General Assembly. The Act reorganized the trial courts as divisions of the new Superior Court. There is a unit of the Superior Court in every county, comprised of a civil, criminal, family and probate division. The former environmental court became a statewide environmental division of the Superior Court. The former district court judges were re-designated superior court judges under the act.

Criminal Division

Each unit has a Criminal Division. The Division is responsible for the approximately 22,000 criminal and civil suspension cases that the State's Attorneys, Attorney General and Municipal Grand Jurors filed in 2017:

- Through jury trials, court trials and the acceptance of guilty pleas, the Superior Court Judges determine the guilt or innocence of persons charged with crimes;
- Through sentencing decisions, the Superior Court Judges: punish persons who engage in acts not tolerated by society, protect the public by separating violent persons from society, protect the public by deterring others from violating the law, and attempt to rehabilitate criminals so that they will be productive members of society;
- Through determinations of probable cause and decisions on requests for arrest warrants, search warrants, and motions to suppress evidence, the Superior Court Judges protect the public from arbitrary use of government power.

Family Division

Each unit has a Family Division. The Division is responsible for the approximately 2,500 divorce and annulment actions; 1,000 other domestic actions (primarily parentage) and the 7,500 post-judgment actions filed each year. Most of the post-judgment actions involve attempts by parents to modify or enforce child support, visitation or custody orders.

The Family Division is also responsible for approximately 7,000 motions to establish, modify or enforce child support; 730 juvenile delinquency cases; 900 cases involving the abuse and neglect of children; 307 cases in which the state seeks to terminate parental rights; 230 cases involving children who may be beyond the control of their parents or truant; and 3,100 petitions for relief from domestic abuse and 1,052 other family matters including how the state should care for persons with mental illness and developmental disabilities.

The Chief Superior Judge assigns superior court judges, child support magistrates and assistant judges to the Family Division. These judicial officers and court staff attempt:

- To conduct timely hearings and issue timely decisions in order to resolve disputes, to provide support to distressed litigants and to provide protection to victims of family violence and emotional abuse; and
- To provide courteous, calming and helpful service to assist family members to make informed decisions about how to resolve their disputes on their own through mediation or other community services.

Civil Division

Each unit has a Civil Division. The Division is responsible for the approximately 5,700 civil actions filed each year. Most of these actions involve businesses seeking the collection of unpaid debts, individuals seeking damages resulting from the negligence of others, or general lawsuits involving the failure to abide by the terms of a contract. State environmental, consumer protection and civil rights actions are filed in the Civil Division. People may go to the Civil Division to seek protection from those who have stalked or sexually assaulted them. The Division also hears appeals of some governmental actions.

Through jury trials, court trials and pretrial conferences, the Superior Court Judges resolve disputes such as whether:

- One person should have to reimburse another for that person's actions or inaction;
- Persons should start or stop acting in certain ways; and
- Persons should lose their homes or other property for failure to pay their debts.

The Civil Division also decides the approximately 3,100 small claims and 900 civil protection orders filed each year. Citizens and businesses seeking up to \$5,000 for unpaid debts, shoddy home improvement jobs and a return of their apartment security deposit, save the expense of hiring an attorney and look to the superior court to resolve their disputes.

There are 28 Assistant Judges in the state's Judiciary, two in each of Vermont's 14 counties. They are elected to four-year terms. Their duties are not only judicial in scope, but also include administrative and legislative functions. In their judicial capacity, the assistant judges serve in non-jury trials as members of a unique three-person panel of judges which determine disputed facts. In some counties, assistant judges sit alone to hear and decide small claims matters and traffic violations. In their administrative capacity, the assistant judges are the chief executive officers of the state's county government. In their legislative capacity, the assistant judges levy a tax on the towns in their respective counties to fund county government. The county budgets include funding for the county sheriff's departments, maintenance of a county courthouse and some expenses of Civil and Probate Divisions.

Environmental Division

The Environmental Division has statewide jurisdiction and is responsible for hearing and deciding requests to enforce administrative orders issued by the Secretary of the Agency of Natural Resources and requests to review orders issued by the Secretary. The Division also hears appeals from municipal zoning boards and planning commissions and appeals from Act 250 district commissions. The Division is located in Chittenden County; however, cases are heard in the county where the action arises. Two Environmental Judges hear most matters filed with the Division. Approximately 200 cases are filed each year in the Environmental Division.

Probate Division

The Probate Division is responsible for the approximately 4,500 guardianships, adoptions, decedent estates and testamentary trusts that are filed each year, and for other administrative actions, including change of names and safekeeping of wills.

The Probate Judges and Staff (called Registers) work to:

- Assist persons and families to administer and settle estates and any resulting trusts, and if necessary, resolve any disputes over the distribution of the assets of the estates;
- Determine whether guardianships need to be established for incompetent persons;
- Assist persons wishing to relinquish parental rights for the purpose of placing a child up for adoption; and
- Monitor the processing of the cases in the court to insure fiduciaries meet their responsibilities to the estates and guardianships.

The Judicial Bureau (Joanne Charbonneau)

The Judicial Bureau is responsible for the approximately 94,000 traffic tickets issued by state and local law enforcement agencies each year. Many of the violations are speeding tickets. The Bureau is also responsible for the processing of approximately 475 violations of underage drinking laws; 1,403 municipal ordinance violations and 632 fish and wildlife violations each year.

- Through court trials, the hearing officers and some assistant judges determine whether the 12,000 people who contest their tickets each year have violated the law and whether they must pay civil penalties to the state and municipalities.
- Through the assistance of court developed computer programs, Bureau staff accepts \$12,434,082 in civil penalties and surcharges from those drivers who chose not to contest their traffic tickets or ordinance violations and those who receive default judgments for failure to respond to their tickets.

Court Response to Crime in the Community (Kim Owens)

Adult Drug/Treatment Court Docket Projects in Rutland, Chittenden and Washington Counties

Treatment court dockets operate in the criminal division and rely on the coordinated effort of the judiciary, prosecution, defense bar, probation, law enforcement, mental health and treatment providers. Team meet weekly prior to the hearings to review the cases coming to Court. Treatment courts best serve high needs/high risk individuals: those who are likely to continue to engage in criminal behavior due to severe substance use and co-occurring disorder without a long term intensive intervention. Participants spend up to 18 months completing the 4-phase program. The three adult drug court dockets have recently been modified to include an additional 5th phase to comply with the best practice standards established by the National Association of Drug Court Professionals. Treatment courts include early intervention and treatment, judicial monitoring, random mandatory drug testing, case management, community supervision, use of incentives and sanctions and other habilitation services such as housing, employment/job training, and health services, to increase a participant's likelihood of success.

Court Response to Crime in the Community	
<p>How Much Did We Do?</p> <p>There are adult treatment court dockets in Chittenden, Rutland & Washington Counties. These counties serve at least half of the criminal population coming through the Court system.</p> <p>The following data pertains to the Rutland Adult Drug Treatment Program only.</p> <p>Please note that data for the other courts is <i>not</i> included due to lack of data or concerns about the accuracy of those data that do exist.</p> <p><i>Total number served since inception of the Rutland program: 341¹</i></p>	<p>How Well Did We Do It?</p> <p><u>Participants are identified quickly and enter the program early:</u></p> <p>Best practice indicates time from arraignment to referral should be within 90 days. The FY17 average time from arraignment to referral in the Rutland Treatment Court Docket is more than triple best practice recommendations at 188 days.</p> <p>Time from referral to program entry should be 30 days or less. The average time from referral to orientation entry in the Rutland Program depends largely on the length of time it takes the legal parties to reach a plea agreement and ranges from 7 days to 3 months or more, seriously delaying treatment and outcomes for those participants.</p>

¹ Due to plea negotiation issues between the Rutland states attorney's office and defense attorneys there were only 6 referrals to the program from Jan 1 – June 30, 2017. Of the six referrals only 3 entered the program.

Number of participants who received services during 2017 in the Rutland program: 41

Examples of community services made available

- Housing and Transportation
- Employment/Vocational Rehabilitation
- Health Services
- Recovery Coaching/Making Recovery Easier

Retention rate*:

The percentage of participants that exit the program through graduation, termination, voluntary withdrawal, bench warrant, death, administrative closure, or other means. Drug treatment dockets are six times more likely to keep offenders in treatment long enough for them to get better.

The team is reluctant to terminate a participant from the program. Their goal is to increase dosages of treatment, which ultimately reduces recidivism and serves to decrease cost to the criminal justice system.

The FY17 average retention rate in the Rutland program is 46% down from 47% in 2016 and 60% in 2015.

***Retention % Rate Calculation:** total number of graduates since programs inception + total number currently enrolled) divided by total number of admissions to program since program's inception.

The treatment court dockets use:

- Evidence-based (EB) risk and needs assessments (Ohio Risk Assessment System also known as the ORAS)
- EB substance use and mental health assessments
- EB substance abuse services such as: Intensive Outpatient Programing and Moral Reconation Therapy in individualized treatment planning
- Mental health services delivered as indicated
- Treatment Groups on criminal thinking, relapse prevention, etc.
- Medication assisted treatment both for severe substance use disorder and mental health disorders as prescribed

Is Anyone Better Off?

Graduation:

Completion of all five phases of the treatment court program resulting in a reduced or dismissed sentence.

The national average graduation rate is positive at 45%. In 2017 the graduation rate for the Rutland Treatment Court Docket remained at 42%.

Recidivism rate: the percentage of participants that have any new misdemeanor or felony arrests after leaving the program.

As reported in the *Rutland County Adult Drug Court Process, Outcome, and Cost Evaluation Final Report* by NPC Research in 2009, recidivism rates were significantly lower for drug court participants. After 3 years, 23% of the graduates and 61% of all drug court participants were re-arrested following entrance into the drug court program, while 84% of comparison group members were rearrested.

In addition, compared to offenders who experienced traditional court processes, the RCADC participants (regardless of whether they graduated from the program):

- Had 3 times fewer drug charges in the 3 years after drug court entry,
- Had 3 times fewer violent charges in the 3 years after drug court entry,
- Had nearly half as many re-arrests 3 years from program entry, and
- Had significantly reduced drug use over time in the program.

Most recidivism occurs in year 1 after graduation and decreases in later years. In 2013, the Rutland treatment docket graduates had approximately half the recidivism rate of the control group. *Vermont Criminal Justice Research Study of 2013*.

The national graduation average recidivism rate is 16% in the first year after leaving the program and 27% after the second year.

Rutland Treatment Docket

Graduates:	Yr 1:	15.4%	Yr 2:	9.6%	Yr 3:	4.5%
Control Group:	Yr 1:	29.3%	Yr 2:	15.5%	Yr 3:	7.2%

Family Treatment Project – Caledonia County

The Family Dependency Project docket is a juvenile or family court docket in which parental substance abuse is identified as a primary factor in abuse, neglect, and dependency cases. Judges, attorneys, child protection services, and treatment personnel work together with the goal of providing safe, nurturing, and permanent homes for children while simultaneously providing parents the necessary support and services to abstain from drugs and alcohol.

Juvenile Treatment Court Docket – Franklin County

The Juvenile Treatment Court docket takes place within the juvenile docket and serves youth ages 13-17 found delinquent where drugs and/or alcohol use are an issue. The process is similar to the adult treatment court with the exception that the services provided are developmentally appropriate. The Juvenile Treatment Court is a coordinated effort of the judiciary, prosecution, defense bar, probation, law enforcement, treatment providers, social services, and child protective services to actively intervene and

break the cycle of substance abuse and crime. Juvenile Treatment Court dockets provide an intense regimen of substance abuse, mental health and related health services, wrap-around case management, drug testing, regularly scheduled status hearings before a judge, linkages with job skills training/employment, educational services, housing, mentors and other needed support.

Mental Health Court Docket – Chittenden County

The mental health court docket serves individuals with severe and persistent mental illness and co-occurring disorders. Modeled after drug court dockets and developed in response to the high numbers of people with mental illnesses in the criminal justice system, mental health courts divert defendants whose crimes are related to their mental illness into judicially supervised, community-based treatment.

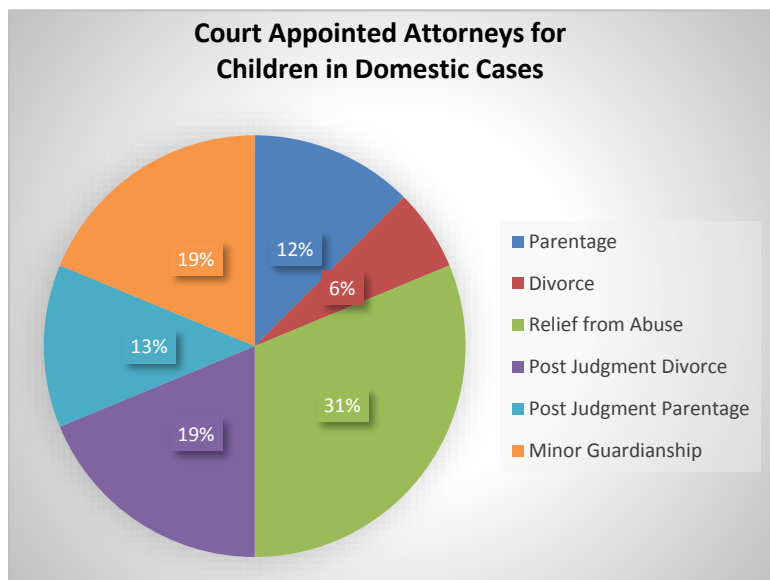
The Windsor DUI Docket

The DUI docket is a post sentence docket that serves individuals who have been convicted of DUI 2 with a high Blood Alcohol Concentration (BAC), DUI 3 and DUI 4. It is two-year probation program that relies on the coordinated efforts of the Judge, court coordinator, case manager, treatment provider, probation department, law enforcement, defense attorney and State's Attorney. The individual is offered intensive treatment and supervision, risk reduction strategies, and a behavior modification program that uses sanctions and incentives. The program is modeled after the *10 Guiding Principles of DWI Courts* created by the National Center for DWI Courts (NCDC).

Children and Families in the Court System

Attorneys for Children (Vicki Harty)

Each year a budget amount is set for the fiscal year. During that fiscal year Courts appoint attorneys to represent the interests of minor children in newly filed Parentage, Divorce, and Relief From Abuse (RFA) cases, as well as in post-judgment filings in Divorce, Parentage, and RFA cases. Attorneys who participate in the program are given the option to receive court subsidized payment up to \$750 per case at \$50 per hour. Each county/unit is provided with a budget amount for the fiscal year by the Chief Superior Judge. Local judges set the number of hours expected to be needed per case, and based on financial information received from parties, judges determine how much of the payment is to be made by the parties and how much will be paid from court funds. In some instances, the parties pay the full amount as set by the court. Attorneys also have an opportunity to provide their services pro bono. In these latter two instances attorneys do not submit a bill to the judiciary for their services. For FY17 the statewide amount budgeted was \$15,500, and Courts encumbered a total of \$11,938. For FY17, \$11,938 was encumbered, and a total of \$5401 was billed and paid to attorneys during the fiscal year for a total of 194 hours of attorney services. Attorneys who represent children provide a service to both the children and the court in giving the court more information to determine the best interests of children in these difficult cases.



The breakdown of case types served by this program in FY17 was: 2 new parentage cases, 3 minor guardianship cases, 1 new divorce case and 5 new RFA cases; 2 post-judgment parentage cases and 3 post-judgment divorce cases

Vermont Superior Court Family Mediation Program (Jeremy Zeliger)

The Judiciary subsidizes the cost for eligible parents and guardians to resolve disputes with the assistance of a professional mediator. The mediator helps parents communicate and negotiate with each other so that they can resolve issues arising in divorce, separation, and support proceedings, as well as in similar matters.

The subsidy is available when the household income of a parent with one or more minor children is \$30,000 or less. Eligible participants pay part of the mediator's hourly fee pursuant to a sliding-fee scale. The program pays the balance of the mediator's hourly fee for up to 10 hours of mediation services per eligible party. The program also pays mediators a modest stipend to screen cases to ensure that the parties' dispute is appropriate for mediation. Mediation is not used in cases of abusive relationships.

The subsidy is available when a court orders eligible parties to meet with a mediator. The subsidy is also available to eligible parties who contact one of the program's mediators without a court-ordered referral. Many final divorce decrees require parties to attempt mediation before the parties may ask the court to enforce or modify those decrees. Courts often enforce those mediation provisions and require parents to try mediation, particularly when the parents have previously shared parental rights and responsibilities.

Mediators serving in the Vermont Superior Court Family Mediation Program comply with the program's standards, complete professional development, and agree to charge eligible participants a fee pursuant to the program's fee schedule.

Family Court Mediation Program

How Much Did We Do?

The number of subsidized cases and the cost of the program are shown in the chart below.

Family Court Mediation Program: FY17 ²	
Number of Intakes	474
Number of Mediated Cases	256
Total Mediation Hours	812
Average Cost per Case	\$140
Total Program Cost	\$35,929

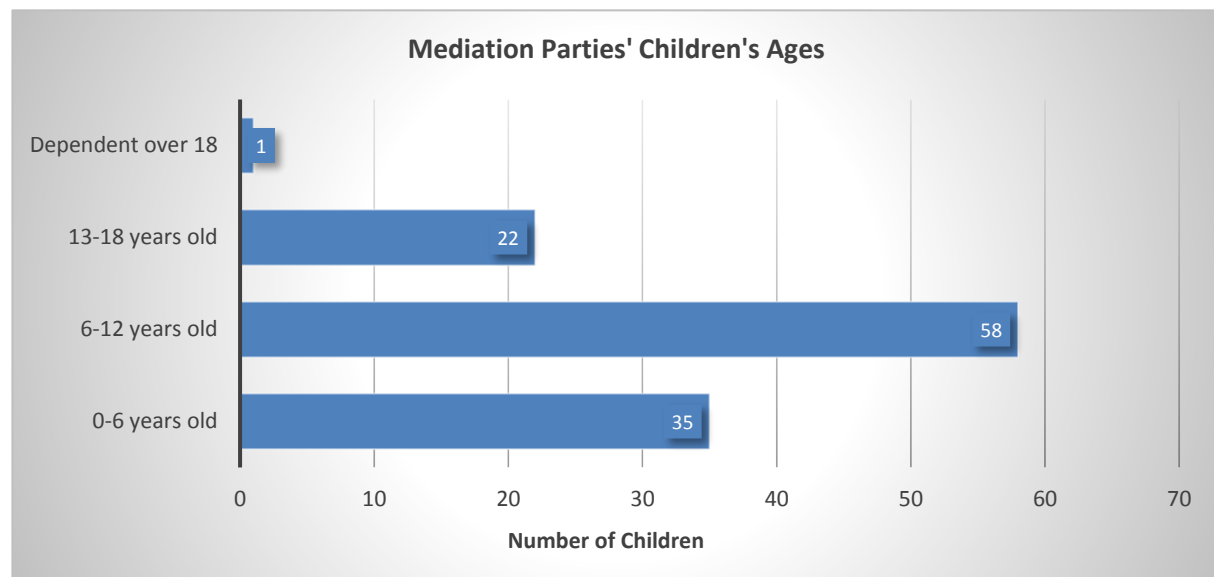
How Well Did We Do It?

During FY17 and based on information supplied by the mediators, parties reached:

- **full agreement** in approximately 66% of the issues they mediated
- **partial agreement** in approximately 16% of the issues they mediated.

Is Anyone Better Off?

Mediators reported case completion data for 88 cases that closed. Based on that information, families with 116 children completed a mediation between July 1, 2015 and June 30, 2016. Below is a chart showing the age ranges for children whose parents participated in mediation during the covered period.



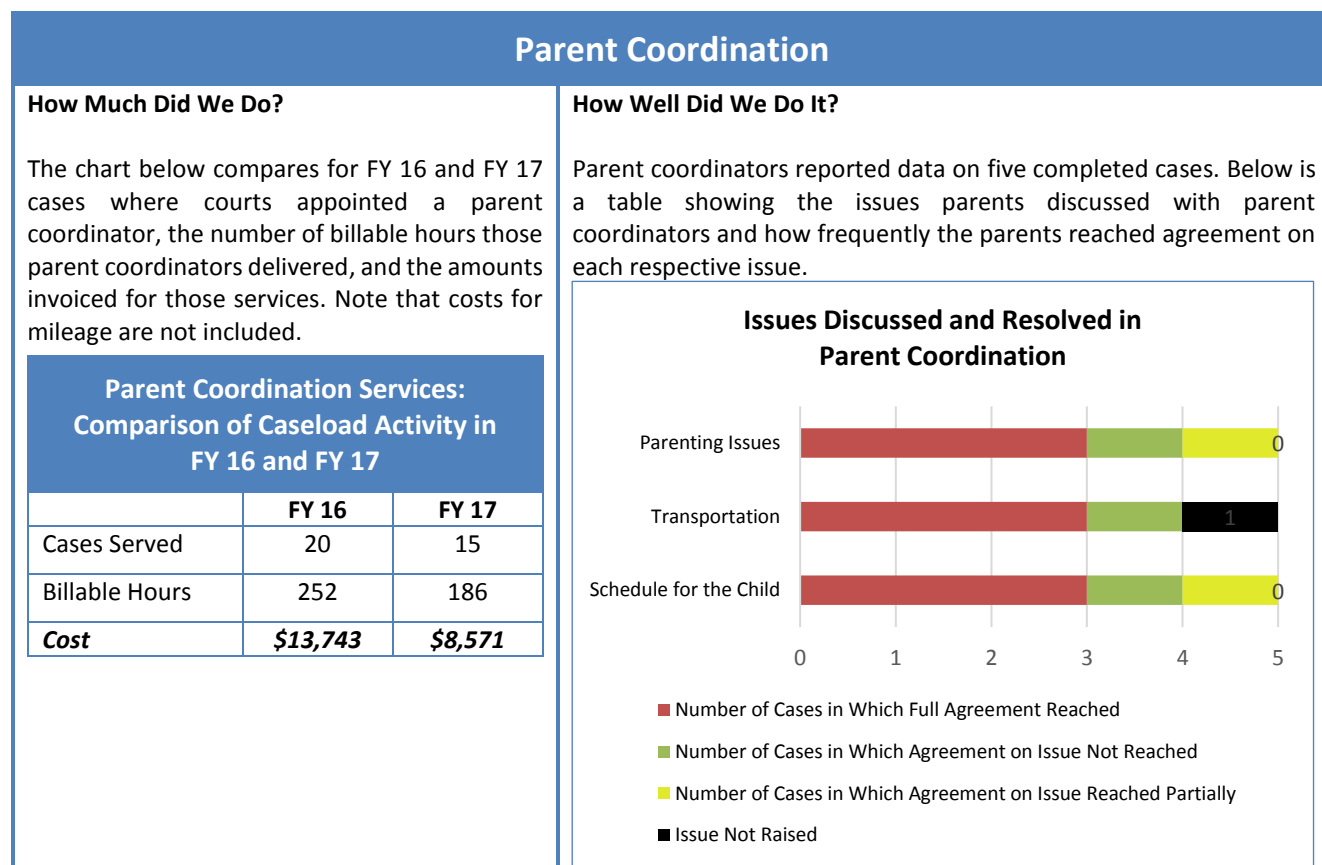
² The **number of intakes** indicates cases where the mediator met with at least one party during the fiscal year to discuss whether the case was appropriate for mediation. The **number of mediated cases** includes cases where the mediator held a session after intake with both parties. The **total program cost** includes costs for intakes and subsidies paid for mediated sessions, but it does not include \$5,393 paid to a mediator serving as the case supervisor. The **average cost per case** divides the total program cost by the number of mediated cases.

Parent Coordination (Jeremy Zeliger)

Parent coordination is a child-focused alternative dispute resolution process in which a third party—the parent coordinator—helps parents in high-conflict cases develop safe, appropriate parent/child contact plans based on existing court orders (including any existing relief from abuse orders), suggestions by the parents, and recommendations of the professionals involved with the children. These parenting plans are designed to meet the needs of the children. If parents can reach agreement, the parent coordinator will draft that agreement for the court’s review. The Judiciary subsidizes parent coordination services for eligible parents who are divorcing or separating.

Parenting plans discourage and diminish abusive behavior between family members by setting clear boundaries and guidelines for who will do what, where, when and how – and establish penalties for non-compliance. For some families, this means blocking and scripting visitation exchanges, telephone calls and answering machine messages.

On its own initiative or in a response to a party’s request, the court may order parties to meet with a designated parent coordinator for an initial intake and information meeting. Parent coordinators meet with the parents, the children, the parties’ attorneys, and other professionals involved with the children, as well as family members or others who know the children well. Parent coordinators may also conduct a home visit. They help parents develop parenting plans collaboratively when possible, and they deliver recommendations to the referring court based on observations of the family and their experience.



Is Anyone Better Off?

As mentioned above, parent coordinators reported data on five completed cases. The data show that parent coordinators served families with a total of ten children. Two children were less than six years old, four children were between six and twelve years old, and one child was between 13 and 18 years old; data were not reported on three children.

<i>Milestone</i>	<i>Number of Cases in Which Milestone Reached</i>
<i>Partial Stipulation Signed</i>	<i>2</i>
<i>Final Stipulation Signed</i>	<i>2</i>
<i>Recommendation Filed</i>	<i>2</i>
<i>Recommendation Accepted</i>	<i>3</i>

Guardian ad Litem Program (David Kennedy)

The Vermont Guardian ad Litem Program (VTGAL) recruits, trains, and supports qualified volunteers to serve as child advocates in Family divisions proceedings. Vermont statutes and rules require that a guardian ad litem (GAL) be appointed for every child in child protection proceedings (CHINS), delinquency cases, and when a child is a witness. In FY17 there were 292 volunteers who advocated for approximately 2000 children in Juvenile cases alone. VTGAL is focused on recruiting and training volunteers in every county to serve children and youth in the CHINS docket and in delinquency cases when a conflict prevents a parent from doing so. However, volunteer GALs are frequently appointed in certain other cases including domestic, probate, and mental health cases.

Every volunteer GAL must complete a 3-day pre-service training that focuses on Vermont's child protection system and is based on a national curriculum developed by the National Court Appointed Special Advocates Association (NCASA). In FY17 VTGAL offered 10 trainings for 72 new applicants which is the highest number of trained GALs in the program's history. In addition, VTGAL provided numerous statewide training opportunities including working with transgendered and non-binary youth, promoting resiliency in traumatized youth, youth justice, and related topics.

The Guardian ad Litem Program (VTGAL) is primarily funded through general funds, but with additional funding made available through the Court Improvement Program. In FY17, the GAL Program received the largest grant in the program's history from NCASA to develop recruitment and awareness materials. The general fund pays for 4 part-time Regional Coordinators each of whom supports volunteers in one or more counties. These part-time coordinators combine to the equivalent of 1.7 FTE, and are assigned to Bennington, Rutland, Addison, Chittenden, Franklin/Grand Isle, Windsor, Orange, and Caledonia/Essex counties. Grant funding allows VTGAL to provide up to 7 hours of support per week to Washington County, and the Windham County case manager provides approximately 8 hours of support in Windham County. These Regional Coordinators average of 8.2 hours per county for all counties where one is assigned. NCASA best practice standards call for 1 FTE supervisor per 30 volunteers to allow for the recruitment, training, and support needed for an effective program. Vermont's current general funded staffing results 1 FTE supervisor for every 159 volunteers. In FY17 the personnel cost for GAL Regional Coordinators was approximately \$125,766 from the general fund.

VTGAL also developed a pilot program with Prevent Child Abuse Vermont (PCAVT) to support GALs as a “local program” in Franklin and Grand Isle Counties. PCAVT hired a full-time pilot coordinator, and responsibility for recruiting, training, and supporting GALs in these counties was to transition to the Pilot Coordinator during the Pilot. This Pilot allowed VTGAL and the Judiciary to examine the opportunities and challenges of partnering with community-based non-profits, and those lessons were incorporated into the Request for Proposal and transition planning as we seek similar partners across Vermont.

Guardian ad Litem Program	
How Much Did We Do? <ul style="list-style-type: none"> Regional coordinators support GALs in every county other than Lamoille and Orleans. 72 GALS were trained in FY17. 53 GALS were activated in FY17. 	How Well Did We Do it? <ul style="list-style-type: none"> GALs serve an average of 6.85 children in Juvenile cases alone. A trained GAL served every child involved in the CHINS process despite the continued increase in demand. 90% of volunteers who complete training become active. Grant funding allowed us to increase staff time to support GALs by 41%.
Is Anyone Better Off? <ul style="list-style-type: none"> Every Vermont child or youth involved in the CHINS process was served by a volunteer GAL. VTGAL offered local or statewide training opportunities for experienced GALs on topics including developmental trauma, promoting resiliency, youth justice, and county specific resources. At least 20% of all volunteer GALs serve children and youth in dockets other than CHINS and Delinquency. 	

The Juvenile Court Improvement Program (Shari Young)

Children and families struggling with addiction, mental illness, poverty, unemployment, homelessness, disabilities, and other complex needs may become involved in juvenile court proceedings. When petitions are filed alleging abuse, neglect, unmanageability, truancy, or delinquency, the courts need to make timely decisions to ensure children’s safety, well-being, and permanency. Courts must do so while protecting the legal rights of all parties.

In 2005, the Vermont Supreme Court created the Justice for Children Task Force as a collaborative, interdisciplinary effort to improve outcomes for children in foster care by identifying systemic barriers which contribute to children remaining in foster care longer than necessary, and developing solutions designed to reduce the impact of such barriers. The Justice for Children Task Force works closely with the Vermont Court Improvement Program to develop and implement strategies that promote safety, permanency, and well-being for court-involved children, with a particular emphasis on children placed in DCF custody.

The Court Improvement Program is a federally funded grant focused on improving the court system's work in child welfare cases.³ The overall goal of the Vermont Court Improvement Program is quality court proceedings that promote children's safety, well-being, and permanency. (Legal permanence is defined as reunification, or if that cannot occur, adoption or permanent guardianship.) The Program supports activities that promote the timeliness and quality of juvenile court proceedings; education of judges, attorneys, and volunteer guardians ad litem (GALs) assigned to these cases; and data collection. It accomplishes much of its work through collaboration with DCF, prosecutors, defense attorneys, and others.

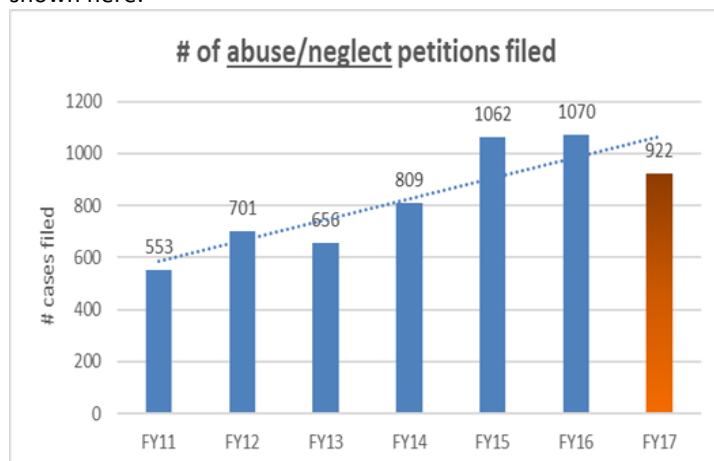
Juvenile Court Improvement Program

How Much Did We Do?

1,885 new juvenile petitions were filed in FY17, an 8% decrease from the prior year

FY11	FY12	FY13	FY14	FY15	FY16	FY17
1,653	1,883	1,771	1,746	2,004	2,069	1,885

Juvenile petitions include CHINS (abuse/neglect, beyond parent control, truancy) and delinquency/youthful offender case types. The total number of new juvenile petitions filed (all case types) peaked in FY16. The increase in recent years was driven by a dramatic increase in new *abuse/neglect* cases starting in FY14, as shown here:



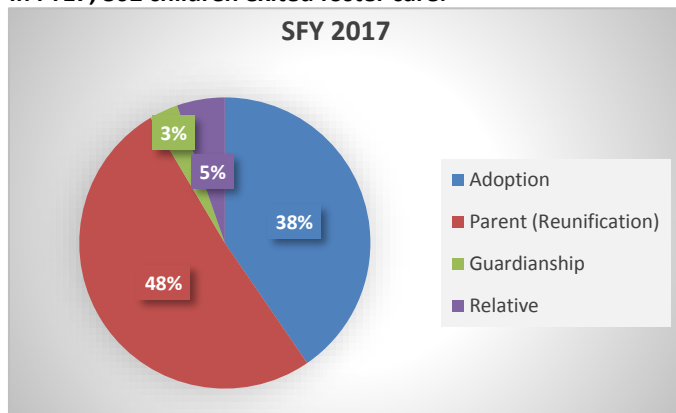
In recent years, abuse/neglect cases accounted for a growing portion of all *new* juvenile petitions filed: 52% in FY16, compared to 37% in FY12 and FY13. This decreased to 48% in FY17. Abuse/neglect cases are more likely to involve DCF custody and multiple court hearings, sometimes highly contested. In the past two years, the number of children under age 6 in DCF custody decreased by 11%. Parent opioid addiction continues to be a contributing factor, particularly in cases with children under age 3 who came into DCF custody. The number of abuse/neglect cases still poses a challenge for the courts, attorneys, DCF social workers, and volunteer Guardians ad Litem because of the time these cases take to go through the court system.

How Well Did We Do?

During FYs14-16, abuse/neglect cases increased 63% statewide, yet some courts experienced a doubling in the number of abuse/neglect filings. Not surprisingly, the courts continue to struggle with a backlog of cases, despite the lower volume of new cases filed in FY17. Many courts had to add more time for juvenile hearings, at the expense of other dockets. This surge in cases has had a ripple effect through the entire judicial system.

When court intervention is necessary, the courts oversee the process of safe, permanent placements of children. As expected, the timeliness of court proceedings has suffered. The courts had a record number of Termination of Parental Rights (TPR) proceedings filed in FY16.

In FY17, 802 children exited foster care:



Time to permanency lengthened (DCF data):

Exits from foster care	FY15 (Avg. Yrs)	FY16 (Avg. Yrs)	FY17 (Avg. Yrs)
Adoption	2.3 yrs	2.01 yrs	2.2 yrs
Guardianship	.95 yrs	1.68 yrs	1.58 yrs
Return to parent(s)	.73 yrs	.84 yrs	.84 yrs
Relative caregiver	.49 yrs	.52 yrs	.78 yrs
COMBINED	1.12 yrs	1.26 yrs	1.35 yrs

³ The grant is administered by the [Children's Bureau](#) of the U.S. Department of Health and Human Services.

Is Anyone Better Off?

Children in Foster Care: The Juvenile Proceedings law allows a parent or relative to have legal custody of a child under court-ordered conditions. This has resulted in fewer children entering DCF custody. Despite this “conditional custody” option, the number of children in foster care remains high. We are beginning to see a decrease in the number of children under age 6 in care. Compared to two years ago, there are currently 11% fewer children in this age group who are in care.

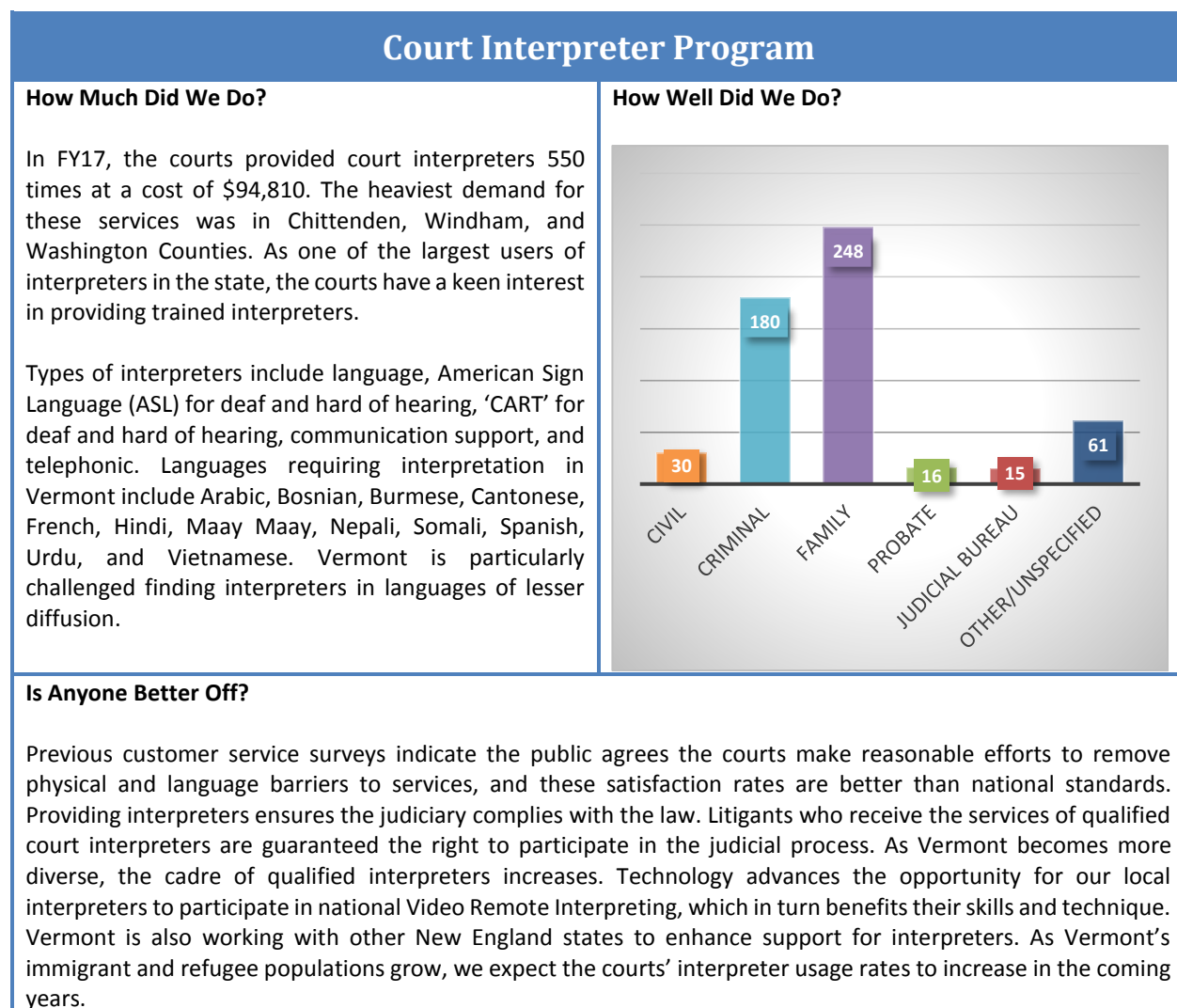
Safety: Since 2013, 98% of Vermont children have remained safe from re-abuse and neglect. Vermont exceeds the national standard for repeat maltreatment.

Kinship Care: When placed with relatives or close family friends (rather than in foster care with strangers), children have better outcomes with respect to placement stability, behavior, and contact with siblings. The rate of Kinship Care in recent years is: 28% in CY 2013, 34% in CY 2014, 35% in CY 2015, 35% in CY16, and 29% first half of CY 2017.

Placement Stability: Multiple placement changes have a negative impact on a child’s development. In FY17, 70% of the children in Vermont’s foster care experienced stable placements within the first 12 months of out-of-home care.

Court Interpreter Program (Jeremy Zeliger)

It is the policy of the Vermont Judiciary to pay for interpreter services for all litigants and witnesses who have limited proficiency in the English language or who are deaf or hard of hearing in all court proceedings and court-ordered programs.



Technology and the Court System (Jeff Loewer)

The Vermont Judiciary uses technology to support both daily operations and court case management. This support is divided among several key disciplines: Applications, which includes our case management systems, business systems analysis, forms, statistics and reporting; and Infrastructure and Support, including our help desk, which supports Judiciary users of technology and our development and support of Internet and Intranet websites.

The Judiciary has made significant progress in its Next Generation Case Management System (NG-CMS) initiative, announcing in late June that we have contracted with Tyler Technologies to implement their Odyssey® unified case management system in Vermont. Tyler, which was selected following an extensive Request for Proposal (RFP) process, is the most widely adopted commercial case management system nationwide, being used in twelve statewide implementations and installed and operational in over 400 trial courts.

The NG-CMS will improve efficiency, eliminate tedious paper-based processes and streamline the Judiciary's delivery of services to the public. Implementation of the system will include the Supreme Court, all 14 county units of the statewide Superior Court, and the Judicial Bureau.

Initial funding for the early phases of the Judiciary's NG-CMS project was appropriated by the Legislature in 2015. Additional funding for the project was included in the Capital Bill that was signed by the Governor on June 16, 2017. The Judiciary has begun project execution and will implement and roll-out the system regionally through 2021.

The Judiciary Website has become increasingly important both as a portal for information about and as a method to conduct business with the Courts. This year vermontjudiciary.org was redesigned and launched on a new, modern content management platform. The new site employs responsive design so it can be viewed on any device and has been well received. Content was reviewed and updated by subject matter experts prior to the launch and hosting has been moved to the Amazon Web Services cloud.

In addition to these important initiatives, the ongoing technology needs of the Judiciary are constantly maintained and supported. We continue to work with the Agency of Digital Services to ensure that the Judiciary has a solid and reliable technical foundation for current and future operations. This has been challenging as our virtual desktop systems and infrastructure have been difficult to configure to coexist optimally with statewide initiatives such as the Office 365 rollout. We also are required to actively maintain and enhance our legacy case management systems to meet the evolving operational needs of the Judiciary as well as Legislative mandates through extension and modification of our existing tools.

How Much Have We Done?		How Well Did We Do it?		Is Anyone Better Off?
Supporting Current Operations and Ongoing Improvements in Existing Technology				
●	Public website redesign	The Judiciary’s public website (vermontjudiciary.org) was redesigned and launched on a new, modern content management system. The new site employs responsive design so it can be viewed on any device. Content was reviewed and updated by subject matter experts. Hosting has been moved to the Amazon Web Services cloud.	Information on the website is now current and more helpful for website visitors. The responsive design makes browsing the site a consistent, high-quality experience whether visitors are using a laptop, mobile phone, tablet, or other device. Coordination with the website vendor ensured a smooth transfer from SharePoint to the Drupal content management system.	The new website is a better experience for many of the audiences we serve, including the public, self-represented litigants, and attorneys. Website content is now reviewed and updated on a consistent basis, ensuring that the information we are providing is accurate and easy to understand.
●	Video Appearances Pilot (2 nd phase)	Pilot program to design and implement improved, more efficient business processes that leverage technology to provide video arraignments for lodged parties. The second phase begins the equipment and process rollout in Southwest VT.	This pilot is currently active five days per week in Chittenden County. A Steering Committee, chaired by Chief Superior Judge Grearson and including representatives from the Office of the Defender General, Department of State’s Attorneys and Sheriffs, Department of Corrections, and the Judiciary, has been formed and is currently planning the next rollout. We have conducted over 1200 appearances since the start of the pilot. Equipment is functional in Bennington.	This pilot has worked to remove the inefficiencies in the existing process in the justice system and facilitate proceedings and case flow. Outcomes include the reduction of the costs and risks associated with transporting alleged offenders and inmates between correctional facilities and the courts. Transport costs are expected to be the main benefit of the southwest rollout.
●	Vermont Automated Docketing System (VTADS)	Ongoing support for legacy case management system.	Released VTADS functionality modifications, problem fixes and new reports in response to 25 Help Desk tickets between January – September 2017.	Improvements/Changes per docket: Judicial Bureau - 8 Probate - 7 All Docket Types – 4 Juvenile - 2 Relief from Abuse - 1 Environmental - 1 Family - 1 Civil - 1

Court Security and Safety (Rob Schell)

The Vermont Judiciary Safety and Security Program continuously strives to provide safe and secure courthouse environments for the public, employees, and judicial officers. Since all Vermonters deserve an equal opportunity to access the justice system, the mission of the Safety and Security program seeks to guarantee Courts that are free from threats, intimidation, and obstruction. As part of that effort, a court security workforce provides protection, screening, and courtroom security at all Vermont Courts. These officers are comprised of contracted Deputy Sheriffs (70%), private court security officers (10%) and State employed court officers (20%). Judicial staff are additionally supported through all-hazards emergency response training and exercises that include topics such as de-escalation, evacuation, shelter-in-place, active shooter, hazardous materials, and medical situations. Equipment used to support this program includes walk-thru metal detectors, x-ray screening units, closed circuit video surveillance and recording devices, access control technology, duress alarms, and mass notification systems.

Safety and Security Program	
How Much Did We Do?	How Well Did We Do it?
<ul style="list-style-type: none">• Continuous Safety and Security administration for all Vermont Courts.• Statewide threat and incident reporting and incident mitigation.• Judicial staff hostile scenario training.• Statewide security camera and duress alarm replacement initiative.• Initiated the routine use of the Judicial Emergency Notification System (JENS) utilizing the state's VTALERT.GOV system	<ul style="list-style-type: none">• During fiscal year 2017 there were no significant injuries or loss of life due to violence in Vermont courts.• Automated external defibrillators (AEDs) are now in place at all Vermont court locations.• Due to threat and incident reporting, security staff's situational awareness is enhanced resulting in fewer citizen conflicts.• Judicial staff have become better trained to mitigate escalated behaviors within Vermont Courts.• Camera assessment and design phases were conducted in FY17, with the installation phase occurring in FY 18.• Judicial staff now receive safety notifications.
Is Anyone Better Off?	
<ul style="list-style-type: none">• Security and Safety threat mitigation and investigation has resulted in enhanced security measures and a greater level of protection for Judicial officials and staff.• AED units have provided a greater level of employee and citizen preparedness.• Statewide threat and incident identification and mitigation has deterred plaintiff and defendant altercations.• Over 90% of all court staff has received hostile intruder awareness training and corresponding safety measures.• All state courts are receiving redesigned and enhanced camera system that significantly increases surveillance and overall building security.• With the initiation of the JENS/VTALERT system, state employees within the Vermont Judiciary are notified faster than ever before.	

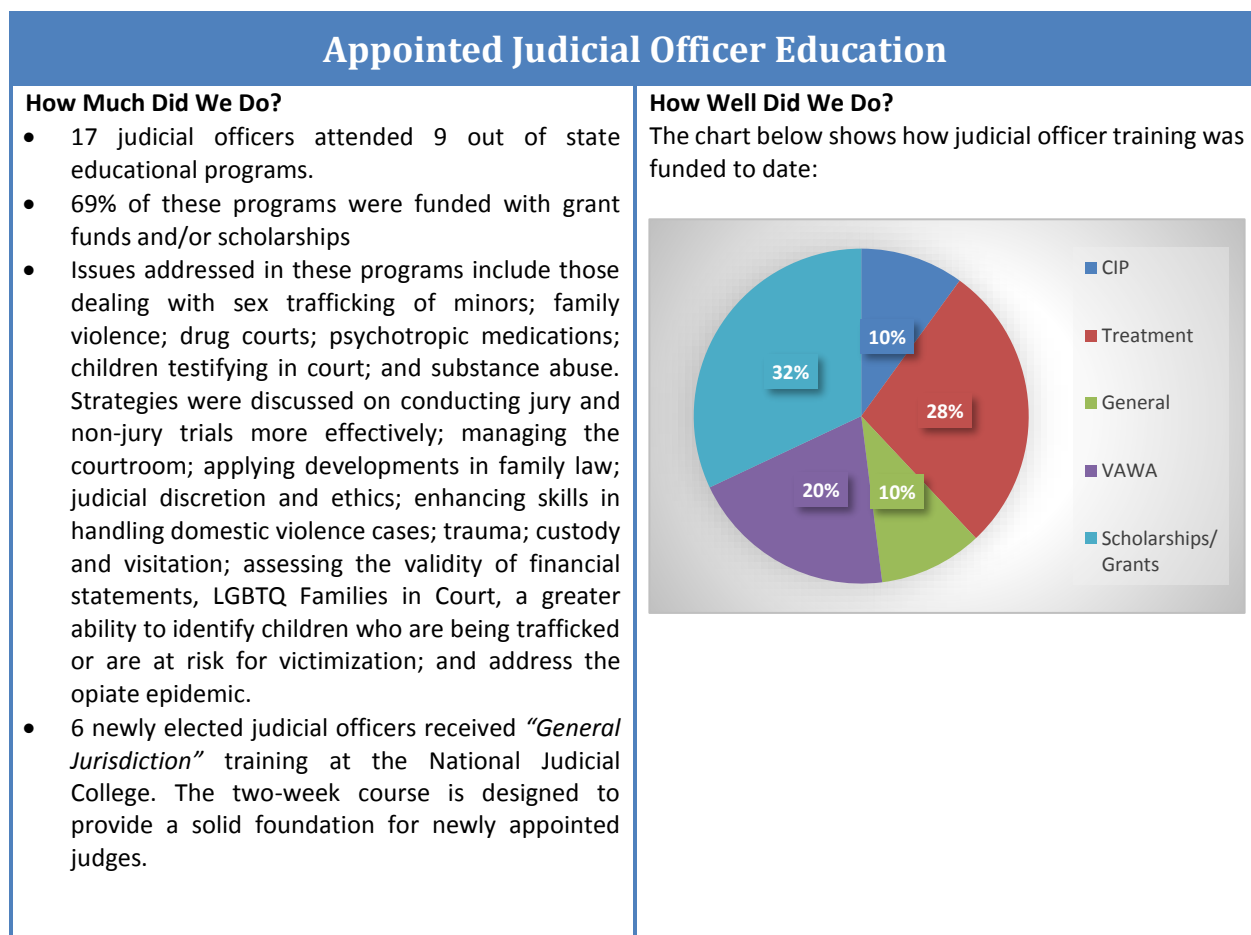
Judicial Branch Education (Bonnie Finn)

The Vermont Judicial Branch has offered a comprehensive program of Judicial Education for many years. The Division of Planning and Court Services works in collaboration with the Chief Superior Judge for Trial Courts and the Judicial Branch Education Committee to improve the administration of justice through comprehensive and quality education and training for judicial officers that enhance the quality of judicial decisions, execute legislative mandates, and/or implement uniform policies throughout the courts.

We are known nationally for the high quality of the programs we produce in-state and for the commitment of our judges to participate as skilled faculty presenting well-developed education programs, both in Vermont and, in the case of a number of our judges, at national venues such as National Judicial College.

We also support and manage an out-of-state education program whereby attendance at national programs is supported by grant and scholarship funds. A small budget of general funds supplements costs not covered by grants or scholarships.

Appointed Judicial Officer Education (Bonnie Finn)



Is Anyone Better Off?

The out of state programs to which we send our judicial officers lead to improved quality and accuracy of judicial decisions, resulting in increased public confidence and perception of the judicial branch. They also lead to:

- Improved skills in cases involving self-represented litigants, child abuse and neglect, domestic violence, juvenile delinquency and substance abuse
- Improved skills needed to rule on evidentiary issues
- Obtained knowledge and insight into presiding over criminal cases involving digital evidence
- Enhanced skills in handling civil and criminal domestic violence cases

Assistant Judge Education (Bonnie Finn)

A comprehensive training program is provided to Assistant Judges who seek to qualify to hear judicial bureau and uncontested domestic matters. Continuing education programs are provided to those Assistant Judges who preside over judicial bureau and small claims hearings.

Assistant Judge Education

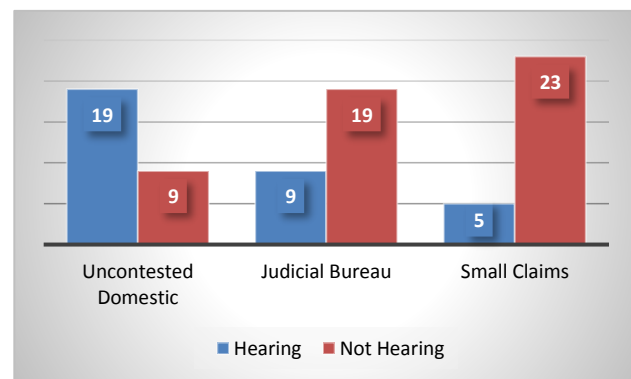
How Much Did We Do?

- Provided the required 8 hours of continuing education for Assistant Judges currently hearing Judicial Bureau cases.
- Provided the required 16 hours of continuing education for Assistant Judges who hear small claims cases
- All Assistant Judges were invited to attend a training on Ethics and Professionalism (presented by a Supreme Court Justice and a Vermont Superior Judge)
- All Assistant Judges were invited to attend Judicial College

How Well Did We Do It?

- Successfully completed 100% of the legislative mandates around the Assistant Judge continuing education requirements in the Judicial Bureau

The chart below shows how many Assistant Judges are currently hearing the three different case types:



Is Anyone Better Off?

These trainings lead to improved proficiencies which in turn increases the quality of justice in Vermont. Having more Assistant Judges hearing judicial bureau matters frees up the hearing officers to handle other matters in addition to their case load and provides speedier resolution to cases for the public

Employee Education (John McGlynn)

The Chief of Trial Court Operations and the Human Resources department work to enhance the ability of court staff to serve the litigants and users of the court, while promoting the personal and professional development of managers, court staff, and Judiciary administrative personnel. This is accomplished through a series of orientation programs for new employees, ethics and professionalism training, de-escalation training, and instruction on compliance with sexual harassment and ADA policies. Additional programs focus on the implementation of new legislation and rules, court policy and procedure and the use of the Judiciary's automated docketing system.

New Hire Orientation	
What Did We Do? <ul style="list-style-type: none">• Six-day new hire orientation in Montpelier• Thirteen modules offered on-line	How Well Did We Do It? <ul style="list-style-type: none">• 90% of employees completed the post-course evaluation• 82% like the on-line, self-paced training format• 86% agree the content was well organized and easy to follow.• 85% agreed the training was <i>Instructive, Important/Relevant to my work, and Meaningful</i>• 78% agree the training seemed complete and comprehensive
Is Anyone Better Off? <p><u>Delivery of the courses in this way offers many benefits such as:</u></p> <ul style="list-style-type: none">• Offering convenient and consistent training that begins within days of the employee start.• One in-house staff member to maintain and manage courses.• Saving money on mileage, and in some cases overtime hours.• Saving money by eliminating the need for packets of printed training materials. <p>Moving forward</p> <ul style="list-style-type: none">• Continue refining course materials• Add 30-day and 60-day follow up exercises	

Building Knowledge and Skills in Courts	
What Did We Do? <ul style="list-style-type: none">• Increase the amount to training delivered to court employees• Selected content based on employee and organizational needs	How Well Did We Do It? <ul style="list-style-type: none">• Trial Courts in every county set aside at least 4 hours each month to communicate with and train employees• Each court employee received approximately 4.5 days cumulative during the year• Original content delivered including: Employee security; VOIP phone system; Work Station Ergonomics; Records Management; Domestic Violence

Is Anyone Better Off?

Increased training for Court employee offers many benefits such as:

- Better trained employees are better able to deliver customer excellence
- Content developed once and then delivered at multiple locations increases operational standardization
- Local delivery saves money on mileage

Moving forward

- Expand training with new content based on feedback from managers and employees

Public Education

Pro Se Education Program (Tari Scott)

Parties representing themselves in a divorce, separation or civil union dissolution case in the family division are ordered by the court to attend a Pro Se Litigant Education Program before they appear in court to pursue their claims. One-hour programs are held each month and are conducted by an attorney who regularly practices in the family division. The purpose is to educate litigants about the following: their responsibilities while representing themselves, courtroom etiquette, general procedures affecting family cases, and services available through outside agencies to help with problems affecting families. Anyone may attend, even if they are not a party to a pending case. The cost is free.

Parties have an opportunity to learn things such as: how the court works; how to serve process; what the court expects of litigants; the types of things litigants need to think about-children, debt, property, bank accounts; when litigants should get help from a lawyer; mediation; and what services and programs are available for litigants' use. Parties can ask the attorney any question they may have about the process.

Consistent data points are not captured at this time.

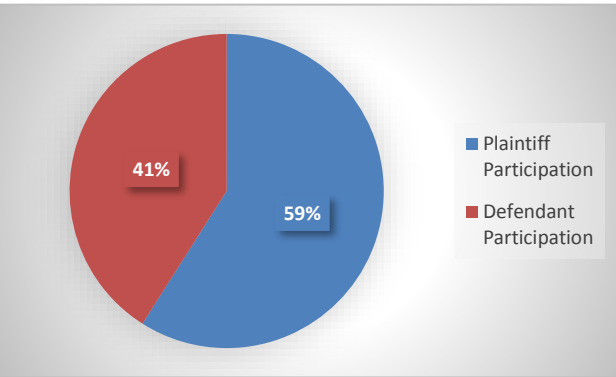
Pro Se Education Program

How Much Did We Do?

- In fiscal year 2017, out of 3,221 litigants eligible to attend the education class, 1,100 completed the program
- Plaintiffs are more likely to attend the program, at 43% participation, compared to defendant participation of 26%
- 12 out of 14 counties in the State offered the program on a monthly basis
- Family members or persons offering support are also welcome to attend

How Well Did We Do?

The chart below illustrates participation in the pro se education program:



Is Anyone Better Off?

Anecdotally parties are better prepared for their family hearings after taking the class.

- Parties better understand the process
- Parties are given the opportunity to get their questions answered prior to their hearing

Relief from Abuse Education Program (Tari Scott)

Since 2007, the Vermont Judiciary has offered an education program for parties to a Relief from Abuse case due to the high volume of self-represented litigants. Informational handouts describing how to prepare for a relief from abuse hearing are distributed to both plaintiff and defendant at the time a Temporary Order is issued. On the day of the hearing, parties attend an educational video in two separate group sessions, one for Plaintiffs and one for Defendants, immediately prior to the court hearing. It includes an orientation to the court process, the kinds of requests that parties can make, and information about services that may be helpful to some parties involved in such cases. This is available in all counties. The cost is free.

Parties represented by attorneys may instead receive information from counsel.

Currently, attendance to the education program is not captured with any formal data point.

Relief from Abuse Education Program

How Much Did We Do?

- In fiscal year 2017, 3,185 RFA cases were filed
- It is estimated that 90% of parties who appeared for their hearing watched the educational video
- Every family court in the state offers this educational opportunity
- Family members or persons offering support are also welcome to attend

How Well Did We Do?

The chart below illustrates estimated participation in the educational video of parties in RFA cases:



Is Anyone Better Off?

Anecdotally parties are better prepared for the emergent hearings after receiving the written information and viewing the video.

- Parties understand the seriousness of the court proceeding
- Parties are informed that they can ask for a continuance of the hearing if the other party is represented by counsel and they, themselves, wish to seek legal counsel
- Parties are informed about bringing witnesses to the hearing
- Parties receive information on how to plan for parent-child-contact and child support, if applicable to parties' situation

Judiciary Information Center (Tari)

In January of 2015, the Service Center was established as a pilot program for a statewide call center. The implementation started with the Chittenden Unit to include the Civil, Criminal, Probate, and Family Divisions. All incoming calls to the Chittenden Divisions go through the Service Center, with the exception of calls from attorneys who chose to by-pass the Service Center.

When the pilot officially ended in April of 2016, the oversight of the Service Center became part of Trial Court Operations and continued to take all calls for the Chittenden Unit. As of 2017, what used to be the Service Center is now known as the Judiciary Information Center. The Information Center provides in-service coverage for the following counties: Washington, Lamoille, Judicial Bureau, and Caledonia. It also provides ad hoc coverage on an as-needed basis to the following: Judicial Bureau and Washington Criminal & Family Divisions.

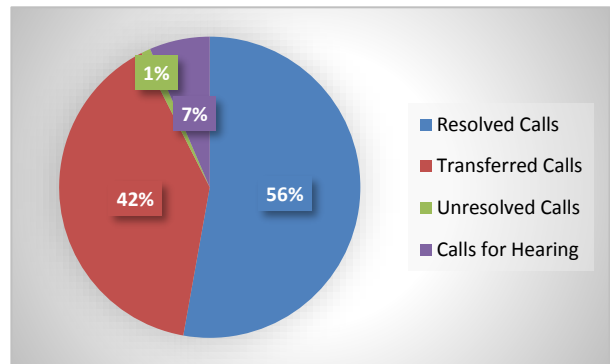
Judiciary Information Center

How Much Did We Do? (time frame-7/3/16 – 7/1/17)

- Total call volume = 39,972 calls
- Answered 38,930 calls (97%)
- Fully resolved 21,985 calls (56%)
- Transferred 16,527 (42%) calls to court clerk
- Number of calls unresolved: 418 (1%)
- Number of calls for hearing: 2,697 (7%)

How Well Did We Do?

The ability to resolve calls without having to send them onto the courts has steadily improved over time. Since July 2017, the total percentage of calls resolved has consistently risen.



Is Anyone Better Off?

The Information Center has expanded over the last year and the knowledge bank of the operators has also increased. As a result, customers are benefitting from more consistent availability of court staff and assistance with their court needs all with one phone call. If necessary, a customer with a more complex question is transferred directly to the appropriate division. People calling in to participate in hearings by phone are directed to the proper division and courtroom.

Feedback from court personnel is that assistance from the Information Center provides improved productivity, allowing them to focus on docketing, case-flow management, and other daily tasks.

Children Coping with Divorce (Marcia Bedig)

COPE is an educational program for parents going through divorce or other family changes involving the court process, which can be difficult for children. This program focuses on children's needs and teaches parenting skills to support parents in lessening the impact of changes on their children. To ease these changes to the family unit, Vermont judges require parents of minors who are involved in divorce, establishment of parentage, legal separation, dissolution of civil unions, and changes in parental rights and responsibilities to attend the four-hour COPE Seminar. Topics include information about how families experience divorce and other family transitions, typical reactions of children, development needs of children, skills that help children cope, and pitfalls to avoid. Cost: \$75.00 per participant, unless the court determines otherwise. Course is open to the public.

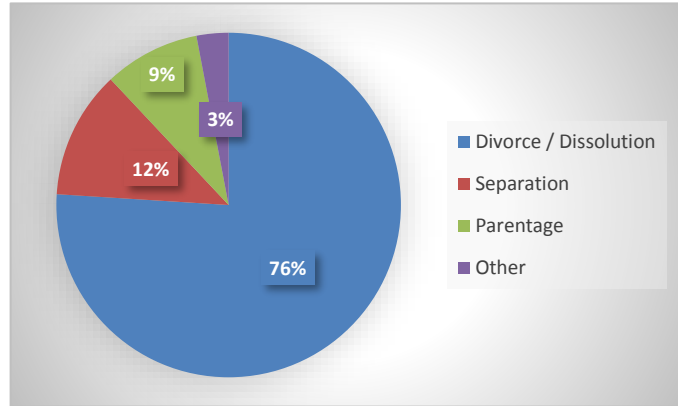
Children Coping with Divorce

How Much Did We Do?

- 85 classes were held in FY17
- 1,303 participants attended

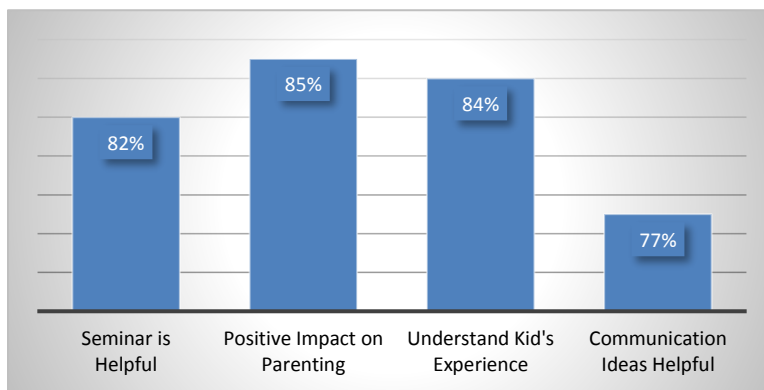
How Well Did We Do It?

Of the 1,303 participants who attended classes, the majority were there for Divorce/Dissolution cases.



Is Anyone Better Off?

Based on the chart below, the majority of people who have attended the program come away with a better understanding of the court proceedings.



Boards and Committees

The Supreme Court has established a number of boards and committees to help it to fulfill its constitutional mandate to exercise disciplinary authority concerning all judicial officers and attorneys at law in the state and to make rules governing practice and procedure in the courts. A large number of judges, attorneys and lay persons meet routinely to advise the court on actions to be taken.

Several Committees advise the court on issues such as access to court records, whether to add or amend the rules that regulate the introduction of evidence, and the procedures to be applied in civil, criminal, family and probate proceedings.

Quasi-judicial boards and committees help the Supreme Court to fulfill its constitutional mandate to exercise regulatory or disciplinary authority over the state's judicial officers and attorneys:

Professional Responsibility Program (Deb Laferriere)

The Vermont Constitution authorizes the Supreme Court to structure and administer a lawyer discipline system. Pursuant to that authority, the Court promulgated Administrative Order 9: *“Permanent Rules Governing Establishment and Operation of the Professional Responsibility Program.”* In so doing, the Court’s purpose was to establish a Professional Responsibility Program that would “provide a comprehensive system of regulation of the legal profession.” A.O. 9, *Purpose*. The Court listed three objectives for the PRP. Those objectives are (1) to resolve complaints against attorneys through fair and prompt dispute resolution procedures; (2) to investigate and discipline attorney misconduct; and (3) to assist attorneys and the public by providing education, advice, referrals, and other information designed to maintain and enhance the standards of professional responsibility.

In addition, the Court adopted the Vermont Rules of Professional Conduct. The rules, which are often referred to as “the ethics rules,” govern attorney conduct.

The Professional Responsibility Board oversees the Program. The Board consists of seven members: 3 lawyers, 3 non-lawyers, and a judge. Each member is appointed by the Supreme Court.

The Program employs two full-time attorneys. Disciplinary Counsel investigates and prosecutes violations of the Rules of Professional Conduct. Bar Counsel administers the dispute resolution program and responds to inquiries regarding ethics and the practice of law.

Judicial Conduct Board (Lynn Wdowiak)

Judges must follow high ethical standards established by the Supreme Court in the Code of Judicial Conduct. The Judicial Conduct Board investigates complaints of judicial misconduct or disability and recommends any necessary action to the Vermont Supreme Court. Possible disciplinary actions include public reprimand of the judge, suspension for a part or the remainder of the judge's term of office, or retirement of the judge. The Court does not impeach judges. Only the General Assembly has the power to impeach.

The Supreme Court appoints the nine members of the board, and designates the chair and vice-chair. Three members are lawyers, three members are lay citizens and three members are judges.

Board of Bar Examiners and Character and Fitness Committee (Andy Strauss)

The Board of Bar Examiners examines the professional competence of applicants for admission to the practice of law in Vermont, pursuant to the Rules of Admission to the Bar of the Vermont Supreme Court.

Twice a year (in February and July), the Board administers a two-day admissions examination to recent law school graduates, lawyers who have practiced law in another state for less than five years and individuals who have served a four-year clerkship with a Vermont lawyer.

Applicants for admission who have practiced law for at least five of the last ten years in another state can also be admitted to practice in Vermont, without taking the bar examination.

The Supreme Court appoints nine examiners to the Board of Bar Examiners. Seven of the examiners are Vermont lawyers and two are non-lawyers. The Supreme Court designates the chair and vice-chair of the Board.

The Supreme Court also appoints seven associate examiners, all of whom are lawyers. The chair of the Board of Bar Examiners assigns one associate examiner to assist each examiner in the grading of the essay parts of the semi-annual bar examination.

The Character and Fitness Committee determines the moral character and fitness of every applicant to carry out the responsibilities of a lawyer as part of the admission process.

The Supreme Court appoints the five members to the Character and Fitness Committee. One is a judge (either active or retired), two are lawyers and two are non-lawyers. The Supreme Court designates the chair and vice-chair of the Committee.

Board of Mandatory Continuing Legal Education (Andy Strauss)

The Board of Mandatory Continuing Legal Education monitors the continuing legal competence of members of the Bar and evaluates policy and procedures to maintain and improve that competence. The MCLE Board ensures that the Rules for Mandatory Continuing Legal Education are followed by all practicing attorneys in Vermont. The MCLE Board is authorized to accredit courses and activities for CLE credit, to oversee compliance with its Rules among attorneys, and to report non-complying attorneys to the Supreme Court. The Board makes a written report each year to the Supreme Court on any recommendations it may have regarding policy or procedures for examining and maintaining professional legal competence.

The Supreme Court appoints the seven members of the Board. One is a judge (either active or retired), four are lawyers and two are non-lawyers. The Supreme Court designates the chair and vice-chair of the Board.

Vermont Judiciary
Annual Statistical Report for FY17

Vermont Judicial Branch Annual Statistical Report

Table of Contents

<u>Section</u>	<u>Page</u>
Highlights from the Report	1
Introduction.....	4
Clearance Rate.....	4
Age of Active Pending Caseload	4
Time to Disposition.....	4
Disposition Time Standards.....	4
FAMILY DIVISION.....	5
Statewide Data	5
Workload for Judicial Officers	6
Workload for Court Staff	6
Family Division: Juvenile	7
Trends.....	7
<i>CHINS</i>	8
<i>Delinquency</i>	8
<i>Termination of Parental Rights</i>	9
Clearance Rates	9
<i>CHINS</i>	9
<i>Delinquency</i>	10
<i>Termination of Parental Rights</i>	10
Age of Pending Cases	11
<i>CHINS</i>	11
<i>Delinquency</i>	11
<i>Termination of Parental Rights</i>	11
Time to Disposition.....	12
<i>CHINS</i>	12
<i>Delinquency</i>	12
<i>Termination of Parental Rights</i>	12

Method of Disposition	13
<i>CHINS</i>	13
<i>Delinquency</i>	13
Family Division: Domestic	13
Trends.....	14
<i>Divorce/Dissolution and Parentage</i>	14
<i>Post Judgment Motions for Enforcement and Modification (Non Child Support)</i>	14
<i>Child Support: Establishment, Enforcement and Modification</i>	15
<i>Protection Orders for Relief from Abuse</i>	15
Exploitation of the Elderly.....	16
Clearance Rates	16
Age of Pending Cases	17
<i>Divorce/Dissolution</i>	17
<i>Parentage</i>	17
<i>Child Support</i>	17
<i>Post Judgment Non-Child Support</i>	18
Time to Disposition.....	18
<i>Divorce/Dissolution</i>	18
<i>Parentage</i>	19
<i>Protection Orders for Relief from Abuse</i>	19
Method of Disposition.....	19
<i>Divorce/Parentage/Post-Judgment/Child Support</i>	19
<i>Protection Orders for Relief from Abuse</i>	20
Family Division: Mental Health	20
Trends.....	21
Clearance Rate.....	22
Age of Pending Caseload and Time to Disposition	22
Method of Disposition.....	23
CRIMINAL DIVISION	24
Statewide Data	24
Workload for Judicial Officers	25
Workload for Court Staff	25

Trends	26
<i>Felonies</i>	26
<i>Misdemeanors</i>	27
Clearance Rate (Cases Disposed / Cases Filed): Five Year Trend	28
Age of Pending Cases – All Criminal Cases	29
Time to Disposition.....	30
<i>Felonies</i>	30
<i>Misdemeanors</i>	30
Method of Disposition – All Criminal Cases	31
CIVIL DIVISION	32
Statewide Data	32
Workload for Judicial Officers	33
Workload for Court Staff	34
Cases Added, Disposed and Pending at the End of the Fiscal Year: Trends.....	34
<i>Major Civil Cases</i>	34
<i>Small Claims</i>	35
<i>Civil Protection Orders</i>	35
Clearance Rates	36
<i>Major Civil Cases</i>	36
<i>Small Claims</i>	36
<i>Civil Protection Orders</i>	36
Age of Pending Cases	37
<i>Major Civil Cases</i>	37
<i>Small Claims</i>	37
Time to Disposition	38
<i>Major Civil Cases</i>	38
<i>Small Claims</i>	37
Method of Disposition.....	38
<i>Major Civil Cases</i>	38
<i>Small Claims</i>	39
<i>Civil Protection Orders</i>	39
PROBATE DIVISION	40
Introduction.....	40
Workload for Judicial Officers	41

Workload for Court Staff	42
A Note about Probate Statistical Data	42
Adoption	42
<i>Trends</i>	42
Minor and Adult Guardianships	43
<i>Trends</i>	43
Estates	43
<i>Trends</i>	43
Trusts	44
<i>Trends</i>	44
Change of Name	44
<i>Trends</i>	44
ENVIRONMENTAL DIVISION	45
Statewide Data	45
Workload for Judicial Officers	46
Workload for Court Staff	46
Trends.....	47
Clearance Rate.....	47
Method of Disposition.....	48
JUDICIAL BUREAU	49
Statewide Data	49
Workload for Judicial Officers	50
Workload for Court Staff	50
Trends.....	51
Complaints Added	51
SUPREME COURT STATISTICS	52
Types of Appeals Filed and Closed	52
Supreme Court Opinions	53

Highlights from the Report:

Family

- FY17 saw a decline in juvenile cases for the first time since FY14. Abuse/neglect filings declined 14%. Delinquency filings declined 6%. Termination of parental rights (TPR) filings declined 20%. While this is encouraging, the filings for abuse/neglect cases are 40% higher than 5 years ago and TPR cases are 31% higher. Abuse/neglect cases rank as one of the most labor-intensive case types not only in the family division, but in any division of the Superior Court.
- Clearance rates for abuse/neglect cases rose from 78% in FY15 to 90% in FY17. The clearance rate for TPR cases rose dramatically in FY17, gaining 35% over the previous year. The clearance rate for delinquencies (at 87%) is the lowest of any group of cases in any division of the Superior Court.
- There has been a 19% decline in divorce/dissolution filings over the past five years. Parentage declined 20% over the past five years. Child support filings and post-judgment motions both showed an increase in the last year, but filings for both case types are significantly lower than 5 years ago (post judgment down 11%; child support down 18%).
- Approximately 69% of the cases disposed in the family division are resolved by agreement of the parties or in a default judgment because one party doesn't participate.
- Petitions for protective orders for relief from abuse have also declined in the past five years by about 10%. Temporary orders were granted in 76% of relief from abuse cases, and final orders in 48%. The number of exploitations of the elderly cases have been slowly declining since FY15, but the number of cases have not changed significantly over the last five years. Temporary orders were granted in 89% of exploitation of the elderly cases, and final orders in 58%.
- Clearance rates for divorce and protection cases have remained steady over the past 5 years. The case types showing the most fluctuation are parentage and child support.
- While still exceeding the number of applications filed 5 years ago, the number of Mental Health involuntary medication applications have dropped significantly in the past year (28%). From a workload perspective, medication cases require a significant amount of judge time since they are almost always contested. Applications for involuntary treatment rose 13% in the past year.

Criminal

- Felony filings have risen nearly 10% in the last year. This increase is primarily due to a 23% increase in filings involving drug crimes, which have begun to rebound in the last few years. There was also a slight increase in public order crimes (5%). All other felony case types declined.
- Felony domestic violence filings decreased slightly in the past year; however, case filings in this area are 47% higher than they were a decade ago.
- Misdemeanor filings declined 10% in the last year. Drug offenses are the only misdemeanor case type for which filings increased (13%). The number of misdemeanor domestic violence filings continue to decline (12% over the last 5 years).

- For felonies, less than 2% of the cases were disposed because of jury trial. For misdemeanors, this is true for less than 1% of the cases.

Civil

- FY17 saw a 4% decrease in major civil cases as compared to FY16, mostly because of fewer collection, foreclosure and prisoner cases.
- Small claims filings decreased in FY17 by almost 13% as compared to FY16.
- Request for civil protection orders against stalking and sexual assault have increased 29% in the last five years. Temporary restraining orders were granted in 71% of the cases. Of these cases, a final order was granted in 43%.
- 11% of all major civil cases required either a jury or court trial. 52% were dismissed by the court or withdrawn by parties.
- Clearance rates for major civil cases remain above 100%, meaning more cases are being disposed than opened. Clearance rates for small claims and civil protection order cases fell below 100% in FY17.

Probate

- Filings of minor adoption cases increased by 28% in the last year. When contrasted to 4 years ago, filings of minor adoption cases have risen 64%.
- The number of adult guardianship petitions rose slightly in FY17, while the number of minor guardianships declined. When contrasted to 5 years ago, guardianships have declined 13%.
- The number of intestate cases in Vermont (that is, those without a will), has been steadily growing over the last five years, increasing 20% since FY14. The number of testate cases (those with a will) have declined.
- The number of trust filings in Vermont have stabilized and remained relatively unchanged over the last four years.
- The number of petitions for a change of name has been steadily growing over the last four years (43%).

Environmental

- Cases in the environmental division increased 24% from the previous year, primarily in the areas of environmental enforcement actions and municipal de novo appeals.
- The clearance rate in the environmental division continues to remain above 100%, meaning more cases are being disposed than opened.
- Approximately 47% of the cases disposed in the environmental division are resolved by agreement of the parties. Final decisions were issued in 37% of the cases. 16% were dismissed or withdrawn by parties.

Judicial Bureau

- The Judicial Bureau processed over 90,000 civil violation complaints in FY17, up 11% from 5 years ago. The clear majority of these were traffic violations. The number of fish and game violations remained level. Municipal ordinance violations continue to decline.

Introduction

The purpose of this report is to highlight trends in the five divisions of the Superior Court and in the Supreme Court with respect to the filing and disposition of cases. In addition to providing data on the number of cases added and disposed, this report also measures performance with respect to timeliness using the three performance measurements that are part of the National Center for State Courts' CourTools. The three measures are:

Clearance Rate

The clearance rate measures the number of disposed cases as a percentage of the number of incoming cases. The purpose is to measure whether the court is keeping up with its incoming caseload. If the Clearance rate is 100%, the court is basically staying even. A clearance rate above 100% indicates that the Court is disposing more cases than it is adding and should reflect a decrease in backlogged cases. A clearance rate below 100% indicates that the Court has added more cases than it has disposed which means that the backlog of cases is increasing.

Age of Active Pending Caseload

This is a point in time measurement usually done on the last day of the fiscal year. The age of the active pending cases is measured against the time standard or disposition goal for that case type set by the Supreme Court to determine how many of the active unresolved cases are within the goal and how many have exceeded the goal.

Time to Disposition

This measure looks at all of cases disposed during the fiscal year and measures the percentage that were resolved within the disposition time standard or goal for that case type and the percentage that exceeded the goal. It is important to note that it would be very rare indeed for every case to be decided within the disposition goal. (If that were the case, the goal is probably too high and should be lowered.) Typically, if the percentage decided within the disposition time standard is around 80% to 85%, it probably means that the court is doing well provided that the cases that exceeded the goal did so within a reasonable margin.

Disposition Time Standards

The Vermont Supreme Court has adopted by Administrative Directive disposition time standards or goals for many, but not all, case types in the Superior Court. Where time standards have not yet been adopted, it is obviously difficult to use either the second or third NCSC measurement described above. We have noted in this report case types which do not yet have time standards. Where the Court has adopted time standards, it has recognized that in every case type, there are standard cases and then there are complex cases and the complex cases need longer time frames. The Court has therefore adopted a differentiated case management system which sets a time frame as a goal for standard cases and a somewhat longer goal for complex cases. Unfortunately, we lack the capacity in our current case management system to easily identify the complex cases. Therefore, for the most part, our measurement with respect to timely disposition are based on an assumption that all cases are standard, an assumption that we recognize is not accurate.

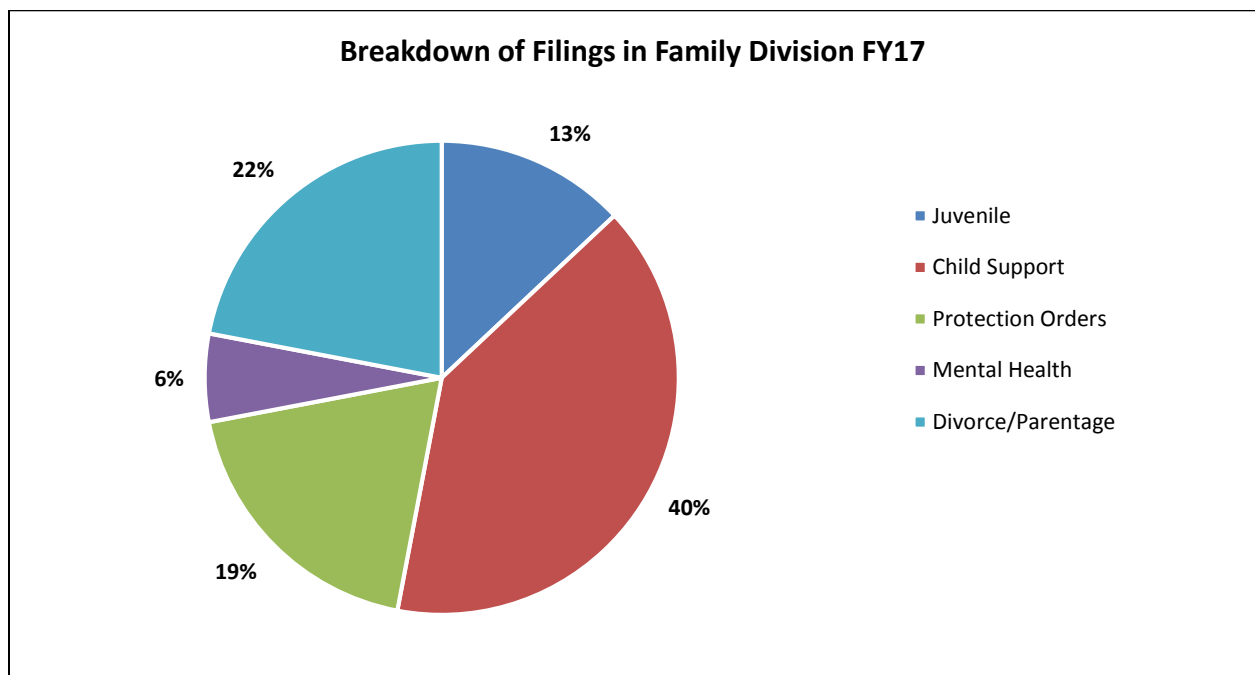
Family Division

Statewide Data

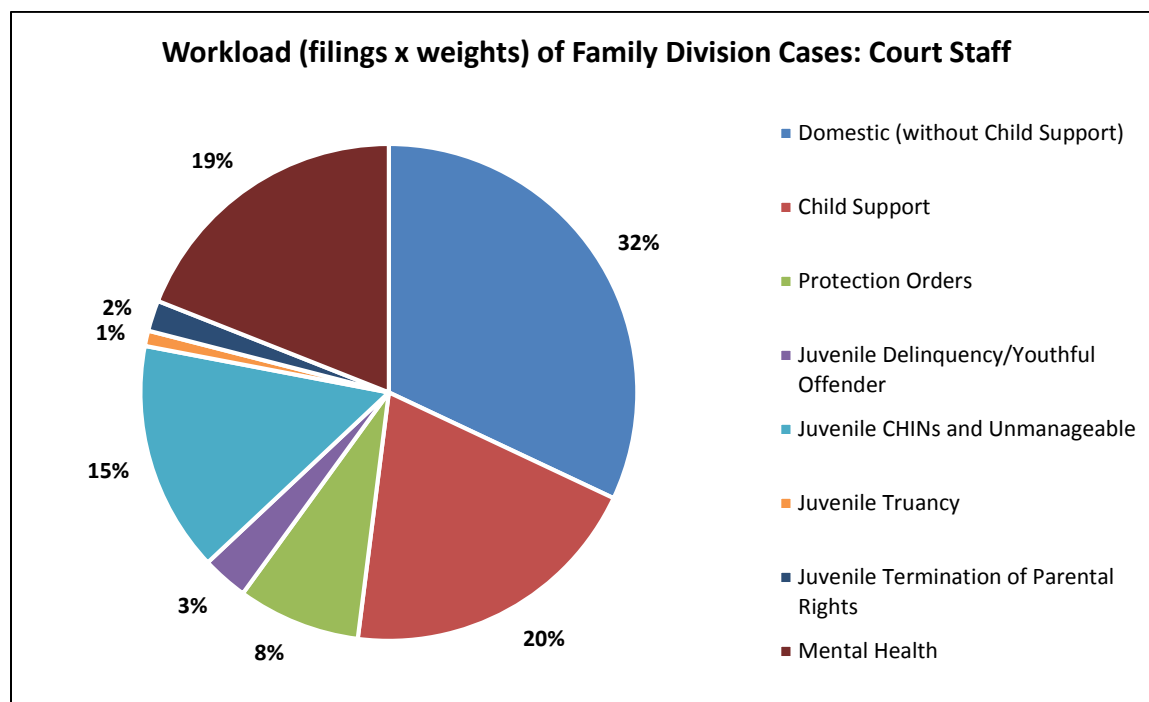
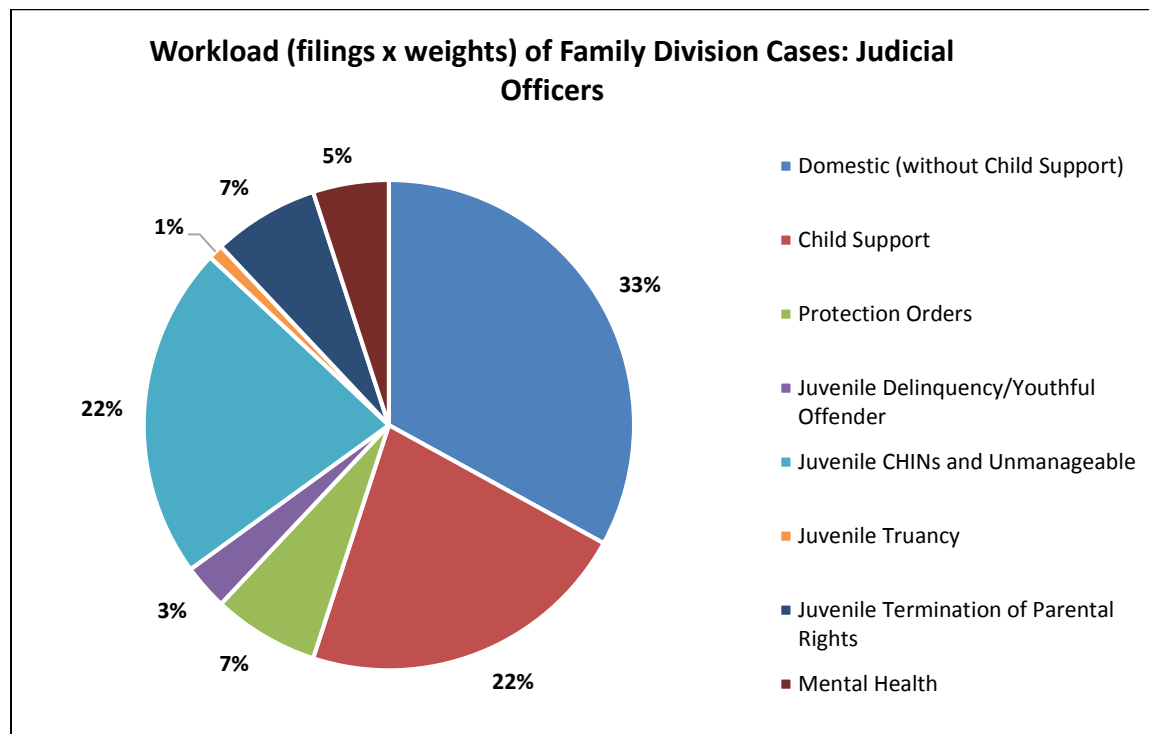
For statistical purposes Family Division cases are divided into three major categories: domestic, juvenile and mental health. Each of these categories is comprised of several different case types as shown below:

JUVENILE	<ul style="list-style-type: none"> • Child in Need of Care and Supervision – abuse/neglect, truancy, and beyond parental control • Delinquency (including youthful offenders) • Termination of Parental Rights
DOMESTIC	<ul style="list-style-type: none"> • Divorce/Dissolution • Parentage • Post Judgment Motions for Enforcement or Modification of final orders • Child Support Establishment and Motions for Enforcement or Modification of final orders • Protection Orders for Relief from Abuse and Exploitation of the elderly
MENTAL HEALTH	<ul style="list-style-type: none"> • Application for Involuntary Treatment (Hospitalization) • Application for Involuntary Medication

The chart below depicts the breakdown of the various case types in the family division based solely on numbers of cases filed.



The following charts reflect the relative workload associated with these cases from the perspective of judicial officer and staff resources.



Family Division: Juvenile

There are two major categories of juvenile cases:

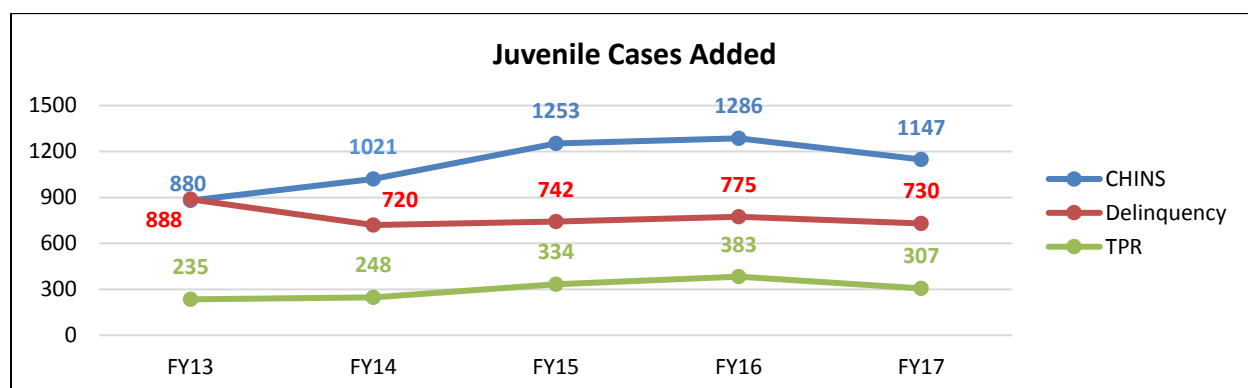
1. Cases involving children who need care and supervision (known as CHINS cases).
2. Cases involving children who have committed a delinquent act (known as delinquencies).

CHINS cases are divided into two subtypes: children who have been abused or neglected and children who are truant or beyond parental control.¹ The delinquency docket includes both youth charged with a delinquent act and youth transferred from adult criminal court as youthful offenders. State custody (i.e. the removal of a child from the custody of the child's parents) is a potential outcome in all juvenile cases and court records in all juvenile cases are confidential.

Juvenile cases often involve significant post judgment activity. This is particularly true of CHINS cases. If a child who is the subject of a CHINS proceeding is in state custody, multiple review hearings will occur in the family division including a post disposition review and numerous permanency reviews. The purpose of these review hearings is to ensure that the child moves towards a permanent resolution – usually either reunification with a parent or adoption – with as little unwarranted delay as possible. If parents are unable to either reunify or make significant progress towards reunification with the child within a reasonable amount of time, the State will then petition the court to terminate parental rights so that the child can be adopted. Termination of parental rights petitions are resource intensive and for statistical purposes are therefore tracked as a separate case type.

Trends

As indicated in the chart below, FY17 saw a decline in juvenile cases for the first time since FY14. The number of delinquency cases decreased 6% in the last year while the number of CHINS cases decreased 11%. Even more impactful, the number of termination of parental rights petitions decreased 20%. From a workload perspective, CHINS cases rank as one of the most labor-intensive case types not only in the family division, but in any division of the Superior Court.²

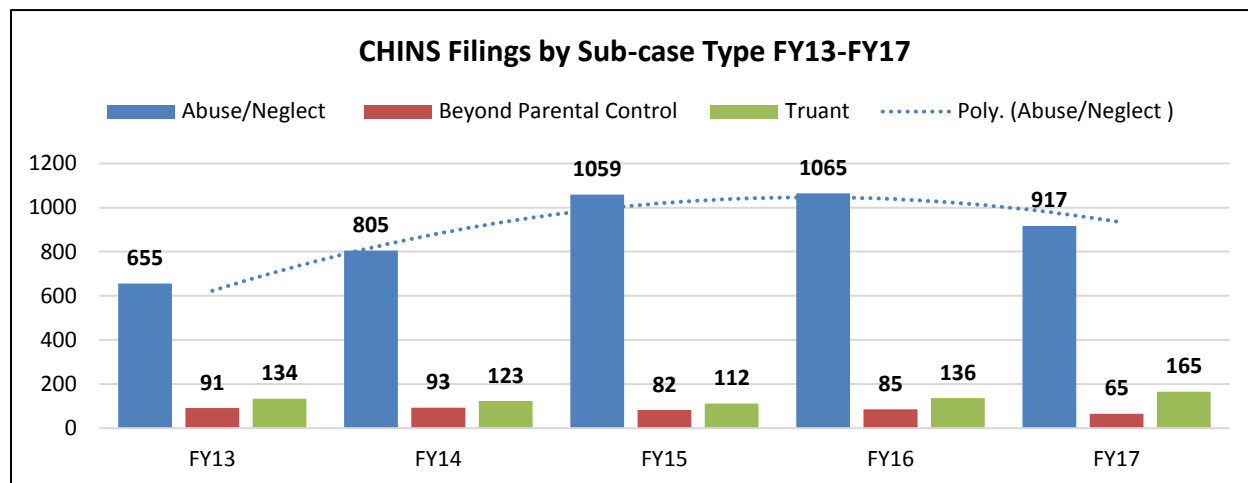


¹ Children beyond parental control are sometimes referred to as “unmanageable.” This category includes youth who have run away from home and youth who are chronically truant from school.

² According to the 2015 Weighted Caseload Study by the National Center for State Courts, of the work involved in juvenile cases, a CHINS abuse/neglect case on average requires nearly six times the amount of judicial resources and slightly more than 3 times the amount of staff work compared to the work load involved in disposing a delinquency case.

CHINS

Of the 1,147 CHINS cases filed in FY17, 917 were abuse/neglect cases, the remainder were beyond parental control or truant. The decrease in CHINS filings in the past year is primarily a result in a decline in abuse/neglect filings. The number of abuse/neglect filings declined 14%, while truancy cases rose 21%. The number of cases filed involving children beyond parental control fell 24%.



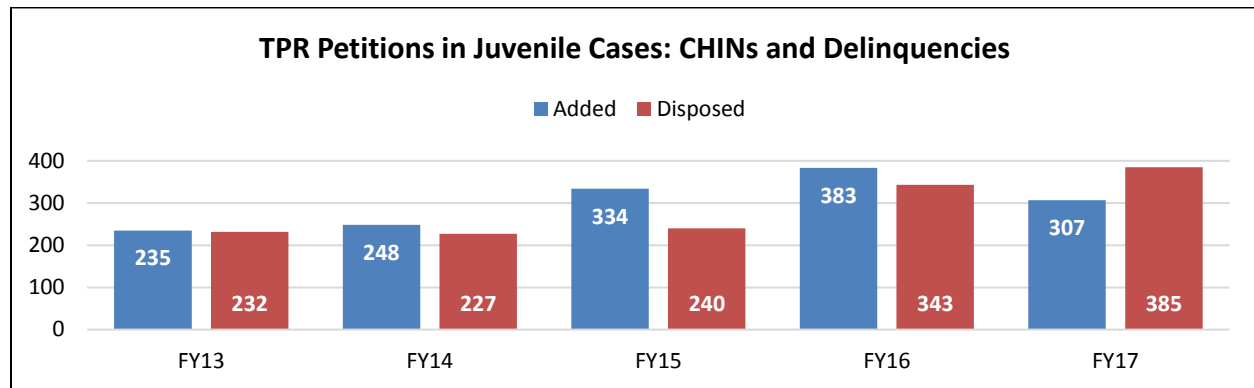
Delinquency

The overall number of case filings in the delinquency docket declined marginally (6%) in the last year. The largest increases were in the number of drug related and motor vehicle (excluding DWI/DWUI) offenses.

ADDED	FY13	FY14	FY15	FY16	FY17
Domestic Violence	63	58	72	59	60
Drug	106	50	50	40	52
Motor Vehicle -DWI/DUI	8	7	4	7	6
Motor Vehicle- Other	26	25	16	35	44
Other	0	0	0	0	0
Person	193	190	200	234	190
Property	138	104	99	127	119
Protection	8	3	4	7	3
Public Order	346	283	297	266	256
Grand Total	888	720	742	775	730

Termination of Parental Rights (TPR)

Although TPR petitions have decreased 20% in the last year, they remain significantly higher than five years ago (31%).

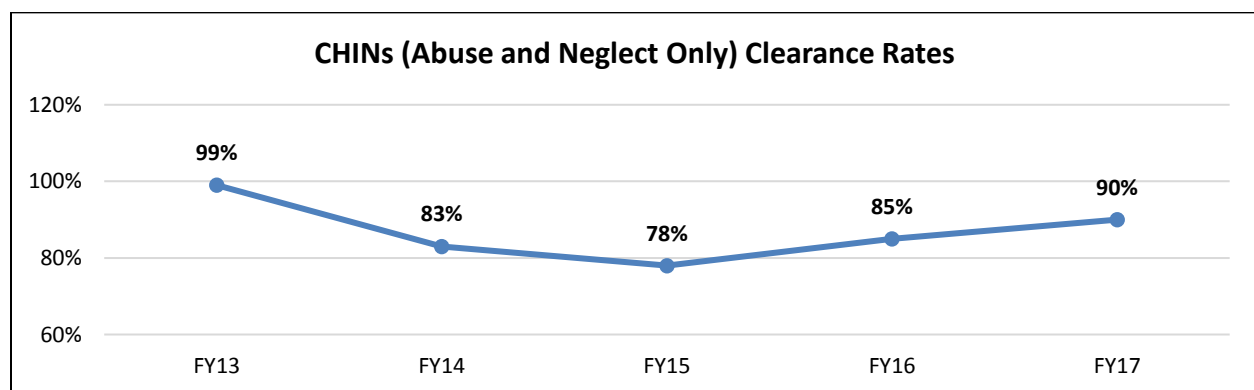


Clearance Rates

A clearance rate reflects the number of cases closed/disposed divided by the number of cases added/filed. If the clearance rate is 100%, the court is basically staying even. A clearance rate above 100% indicates that the Court is disposing more cases than it is adding and should reflect a decrease in backlogged cases. A clearance rate below 100% indicates that the Court has added more cases than it has disposed which means that the backlog of cases is increasing.

CHINS

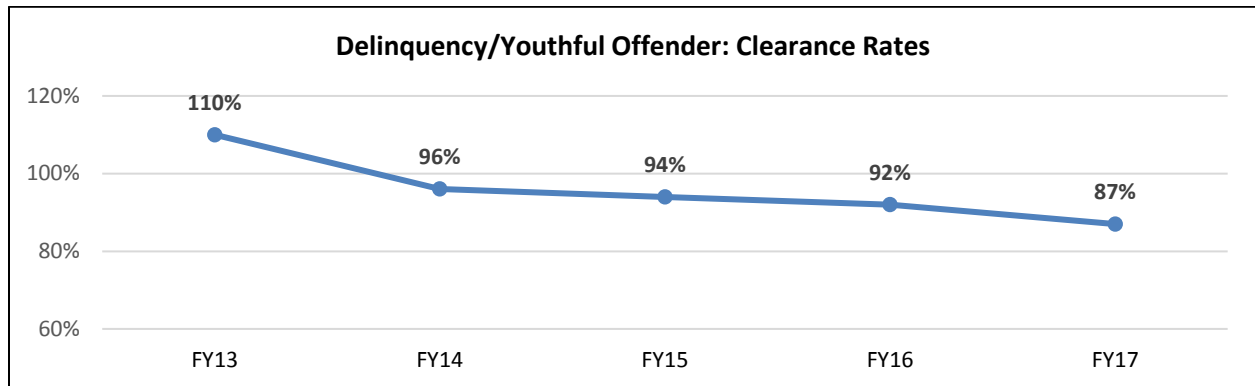
For the second year in a row, the clearance rate for abuse and neglect cases has risen. Although encouraging, the 90% clearance rate remains one of the lowest of any group of cases in any division of the superior court.³ As pointed out in the introduction to this section, CHINS cases are labor intensive for judges and court staff. They require numerous hearings and the stakes for the litigants are high. Not only are many of the children involved in these cases removed from the custody of their parents, there is always the threat of termination of parental rights if parents are unable to regain custody within a reasonable amount of time. Clearance rates below 100% is a source of concern. It means the development of a backlog of cases that will be difficult to overcome without a dramatic decline in the number of filings or an increase in resources.



³ The clearance rate for delinquency cases was 87% in FY17.

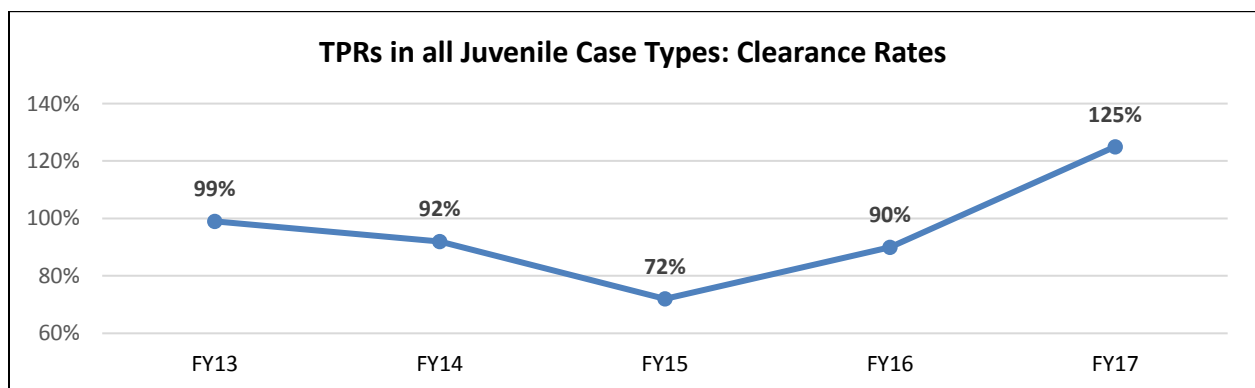
Delinquency

The clearance rate for delinquency cases has been steadily decreasing over the last five years. This is likely a reflection of the labor-intensive nature of the overall juvenile docket.



Termination of Parental Rights

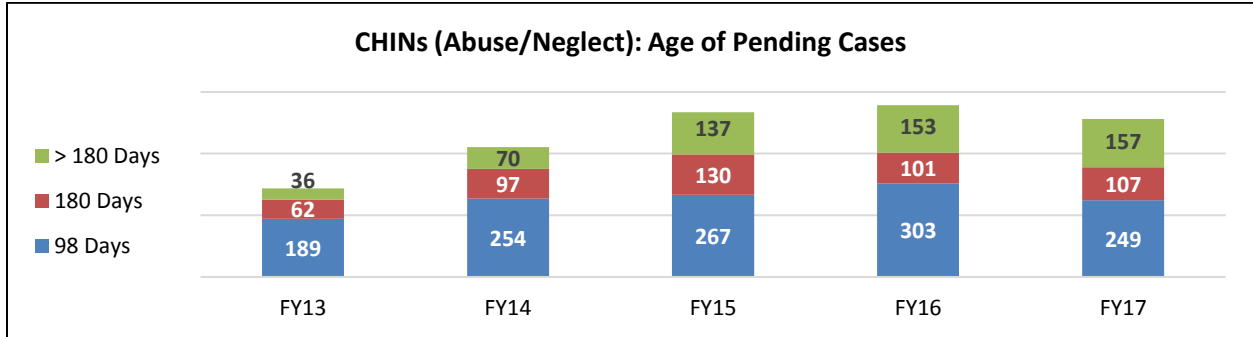
The clearance rate for termination of parental rights petitions rose dramatically in FY17, rising 39% over the previous year.



Age of Pending Cases

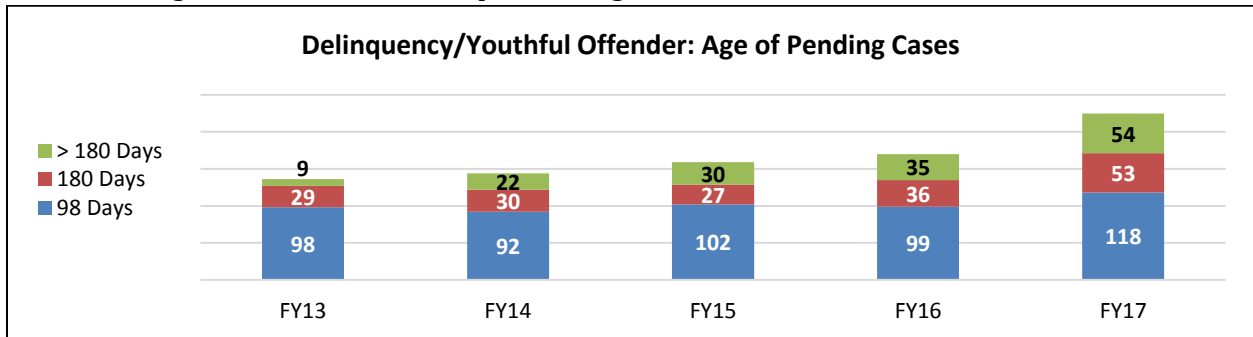
CHINS

The Supreme Court has established a disposition goal of 98 days for standard (i.e. non-complex) CHINS cases. The chart below shows the age of the cases pending on the last day of FY17. Although the total number of pending cases decreased in the last year, those cases older than the disposition goal increased slightly.



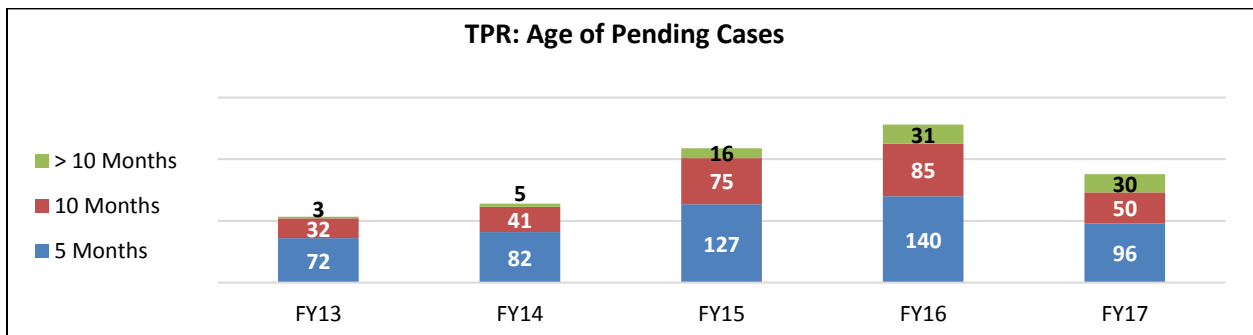
Delinquency

The disposition goal for delinquency cases is 98 days. There has been a 51% increase in the backlog of delinquency cases older than 98 days. This is likely due to resources being diverted to address the abuse and neglect and termination of parental rights caseloads.



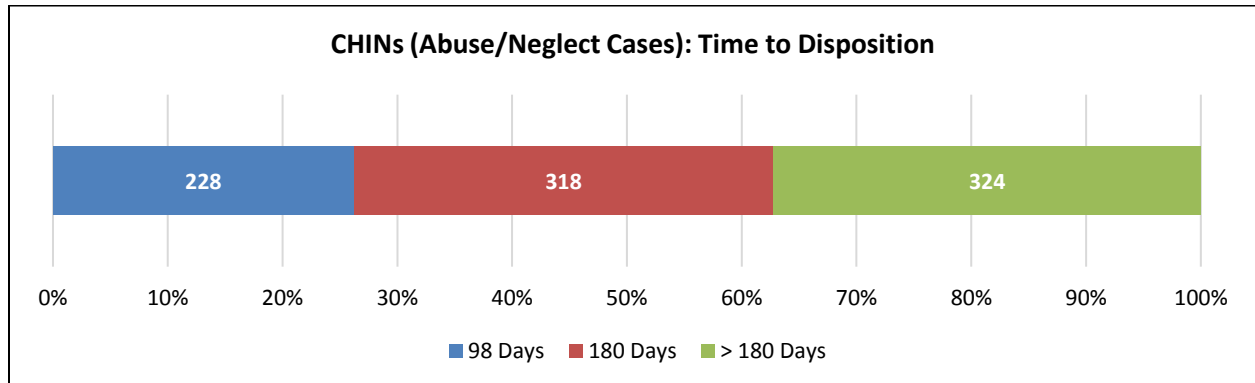
Termination of Parental Rights

The disposition goal for a non-complex termination of parental rights case is five months. The number of pending cases at the end of FY17 decreased 31% over the previous year, as did the number of cases over goal. This is a remarkable achievement given that the TPR caseload has increased more than 30 % since FY13.



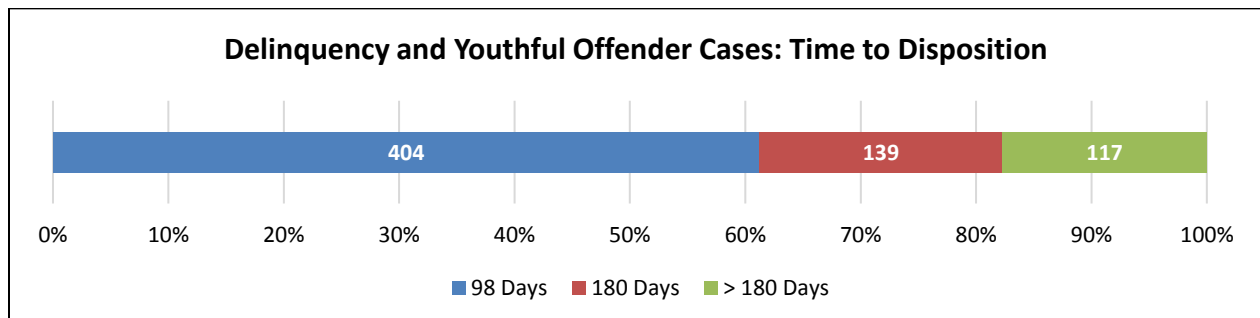
Time to Disposition

CHINS – Only about 26% of CHINS (abuse and neglect) cases were disposed within the 98-day disposition goal set by the Supreme Court. 37% of the disposed cases took longer than six months. *



* The chart indicates a total disposition count of 870 while previous tables and appendices indicate there are 823 dispositions- this difference of 47 reflects invalid or missing dispositions whose time to disposition cannot be identified.

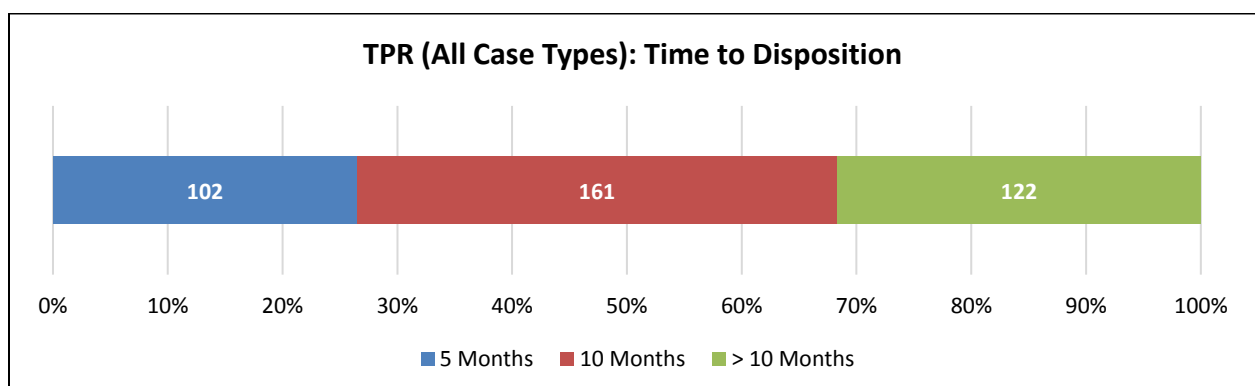
Delinquency- By contrast, 61% of the delinquency cases were resolved within the disposition goal of 98 days and less than 18% exceeded six months. *



* The chart indicates a total disposition count of 660 while previous tables and appendices indicate there are 636 dispositions- this difference of 24 reflects invalid or missing dispositions whose time to disposition cannot be identified.

Termination of Parental Rights

It continues to be difficult for the Superior Court to meet the time frame for TPRs set by the Supreme Court. 26% of TPR cases were resolved within the five-month time frame for standard cases.



Method of Disposition

CHINS (Abuse/Neglect, Truancy, Beyond Control of Parents)

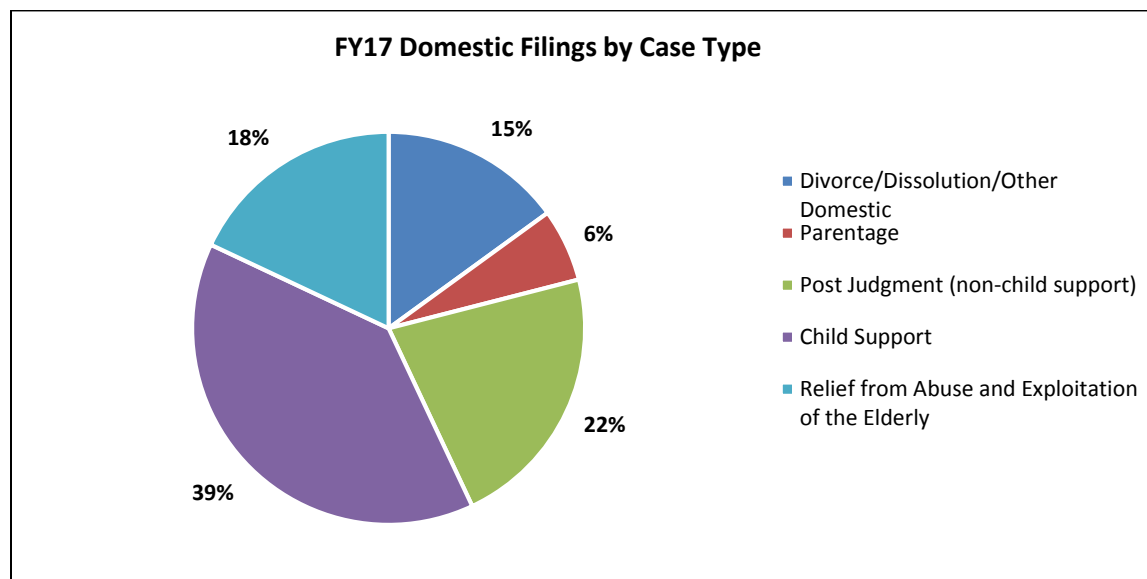
Out of the 996 CHINS cases disposed in FY17, 67% resulted in a finding that the child was a child in need of care and supervision. 33% were either dismissed by the Court, withdrawn prior to disposition, or had a change of venue.

Delinquency/Youthful Offender

Of the 636 delinquency cases disposed in FY17, 33% resulted in a finding of delinquency, 36% were dismissed, withdrawn or resulted in a change of venue, and 31% completed diversion satisfactorily.

Family Division: Domestic

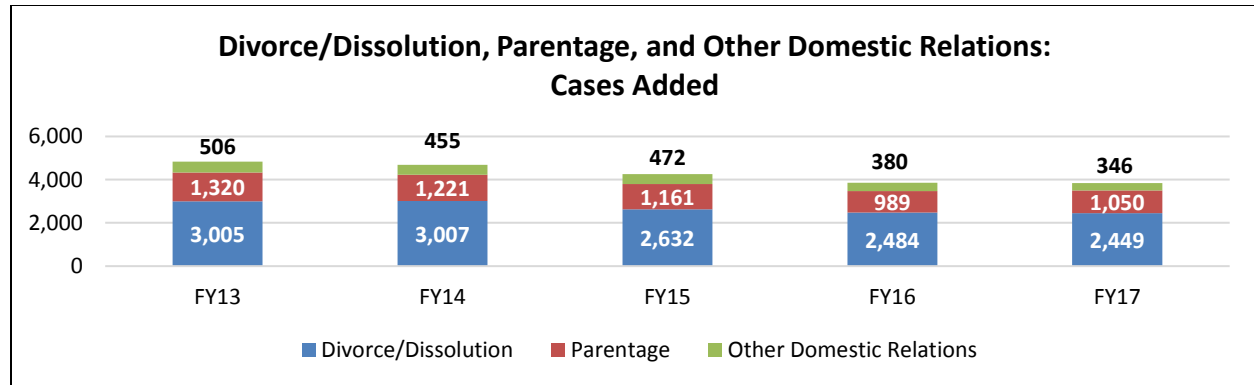
The domestic docket is made up of five different case groupings: initially filed divorce and civil union dissolution; initially filed parentage cases; cases re-opened because of a post judgment filing for enforcement or modification on an issue other than child support; child support cases including establishment, enforcement and modification of child support; and civil protection orders for relief from abuse or exploitation of the elderly. The distribution of the cases in FY17 based on filings is shown in the chart below:



Trends

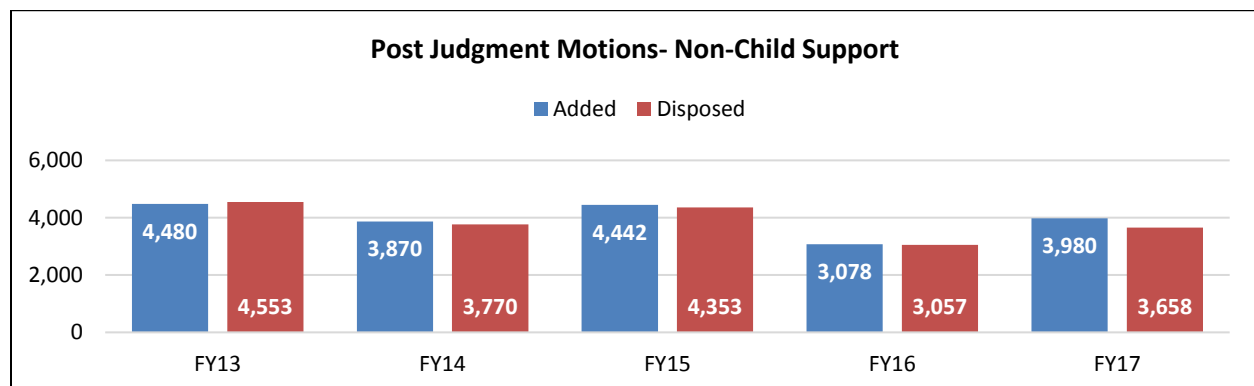
Divorce/Dissolution, Parentage, and Other Domestic Relations

The Divorce/Dissolution docket includes newly filed divorce and civil union dissolution cases. Divorce/dissolution filings have declined 19% in the last five years while parentage filings have decreased 20%. Other Domestic Relations, which includes cases relating to the recovery of debt by the Office of Child Support and Uniform Reciprocal Enforcement of Support Act cases (UIFSA), have increased 32%. In divorce or dissolution cases, there are often multiple issues that the parties or the court must resolve in addition to ending the divorce or civil union. Issues can include property division and spousal support, as well as issues of parental rights and responsibilities (custody), parent child contact (visitation) and child support if the case involves children. Parentage cases are cases where either a parent or the State is seeking to establish parentage for children whose parents were not married when the child was born. These cases also involve the resolution of issues related to parental rights and responsibilities, parent child contact and child support.



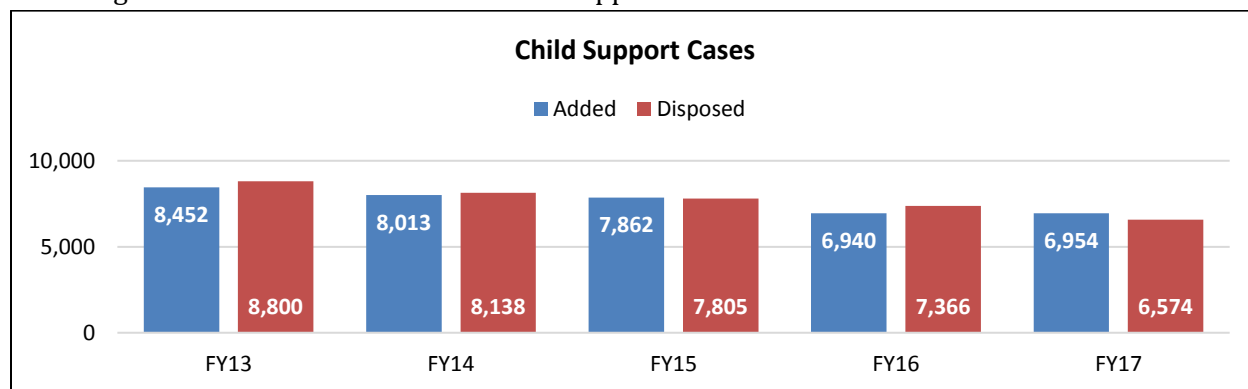
Post Judgment Motions for Enforcement and Modification (Non-Child Support)

Once a divorce or civil union dissolution is finalized, either of the parties may file what is known as a “post judgment” motion to either enforce or modify a provision of the final order. Property division cannot be modified post judgment, but provisions related to parental rights and responsibilities, parent child contact, child support and spousal maintenance can be modified upon a showing of a substantial change in circumstance. The figures shown in the chart below include all post judgment motions except motions to modify or enforce child support. Post judgment filings (non-child support) increased 29% in the past year; however, filings are 11% lower than 5 years ago.



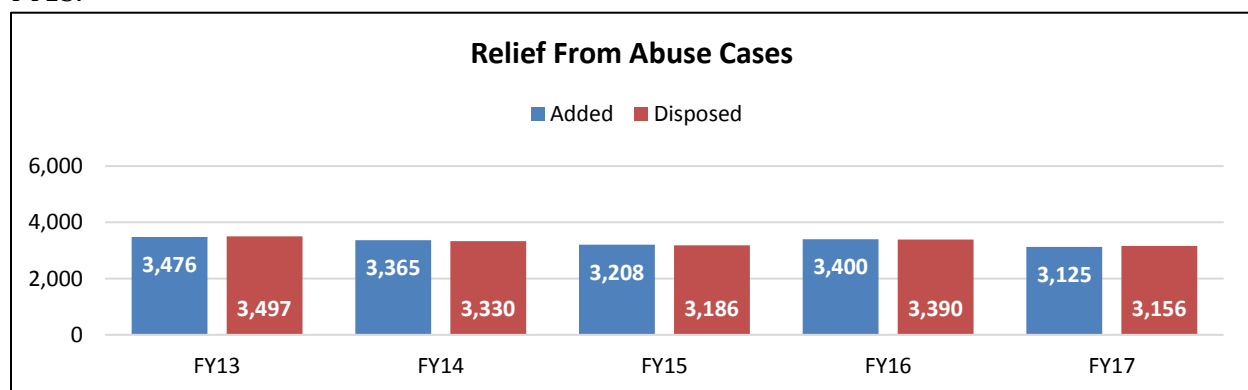
Child Support: Establishment, Enforcement and Modification

In Vermont, issues related to child support in divorce, dissolution or parentage cases are heard by magistrates as opposed to superior judges. Five magistrates cover the entire state. In FY17, about 35% of child support cases involved the establishment of an initial amount of child support. 65% involved post judgment motions to modify or enforce existing child support orders. There is a significant overlap between the cases in the child support docket and the cases in the divorce, parentage and post judgment dockets discussed above. Child support is established in virtually every divorce and dissolution case involving children and every parentage case. Many of the post-judgment motions to modify parental rights and responsibilities and/or parent child contact, if granted, will involve modifications of child support. 74% of the child support cases in FY17 were IV-D cases involving assistance from the Office of Child Support.⁴



Protection Orders for Relief from Abuse

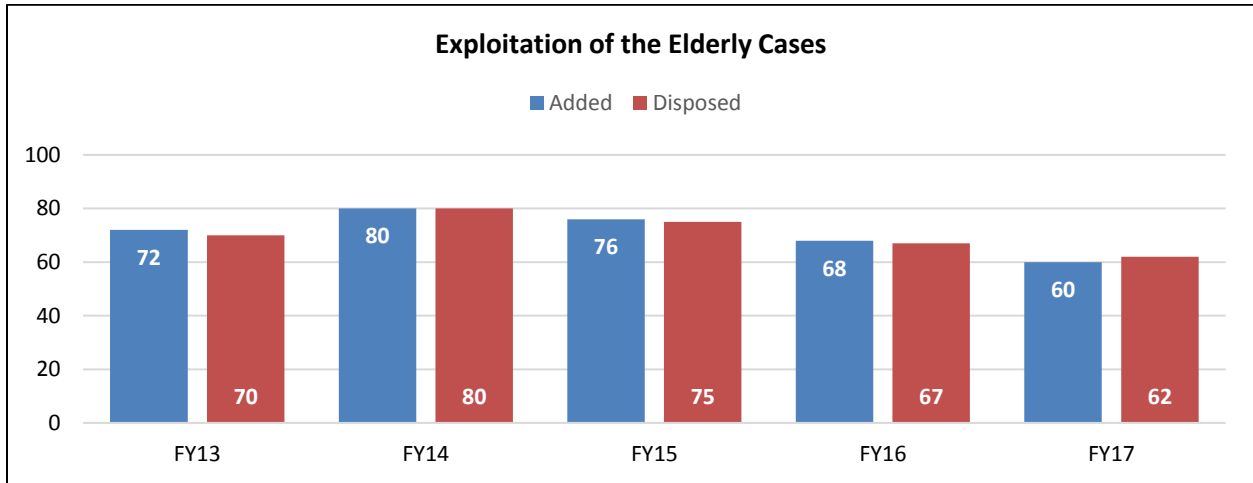
Civil protection orders that protect a household member from domestic violence, also known as orders for relief from abuse or RFA orders are an important part of the domestic docket. Typically, these cases have a very short life span that usually begins with an emergency temporary order that is issued ex parte often after-hours. At the time the temporary order is issued, a hearing is set within 10 days. At the hearing, the case is either dismissed or a final order is issued. There has been a gradual decline in the number of filings over the past five years with about 10% fewer filings in FY17 than in FY13.



⁴ OCS is the state agency responsible for establishing, collecting upon, enforcing, and modifying support orders for children who do not live with both parents. Services are available to both custodial and non-custodial parents.

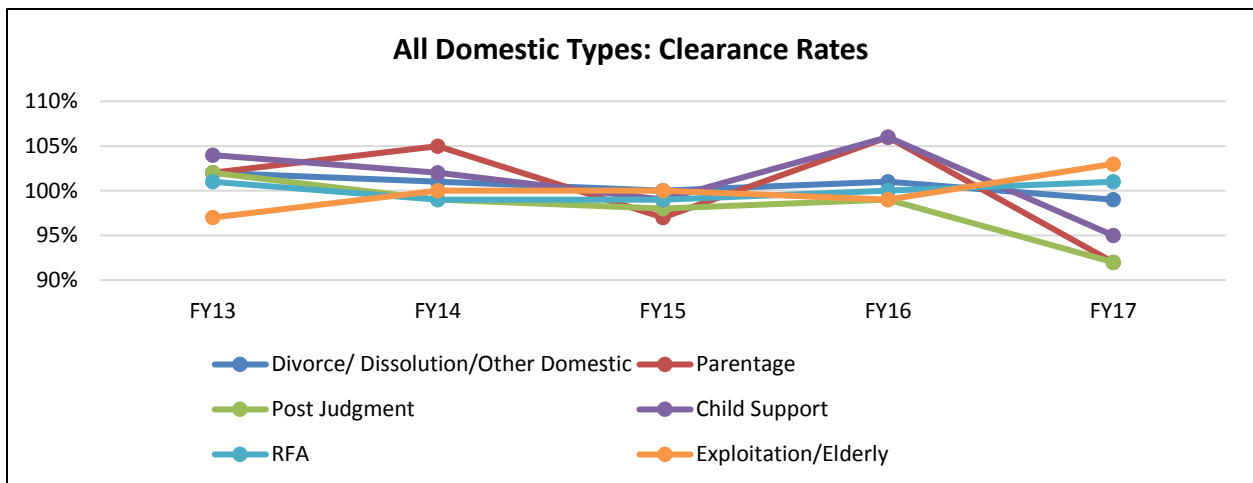
Exploitation of the Elderly

Although case filings involving exploitation of the elderly have been slowly declining since FY14, the number of cases has not changed significantly over the last five years.



Clearance Rates

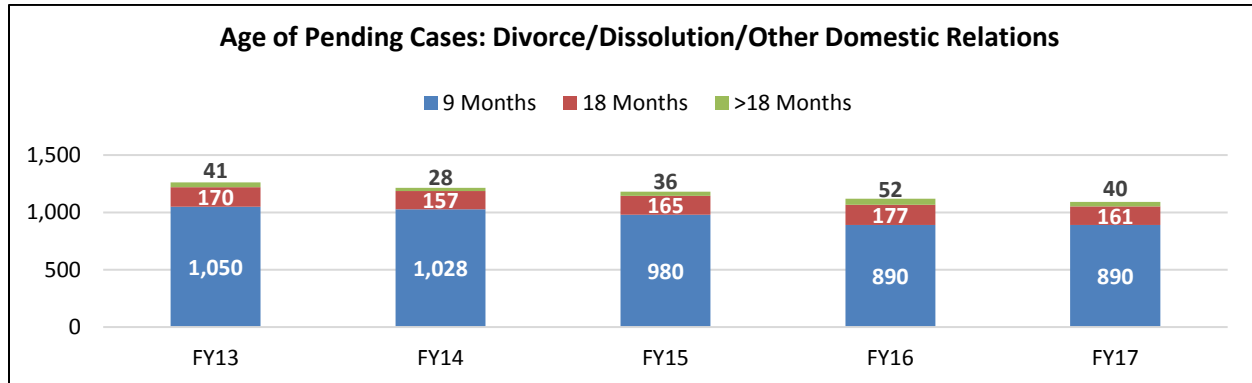
Clearance rates for divorce and protection orders have remained steady over the past five years. The case types showing the most fluctuation are parentage and child support. The clearance rate for parentage cases rose in FY16 but has since declined due to an increase in filings.



Age of Pending Cases

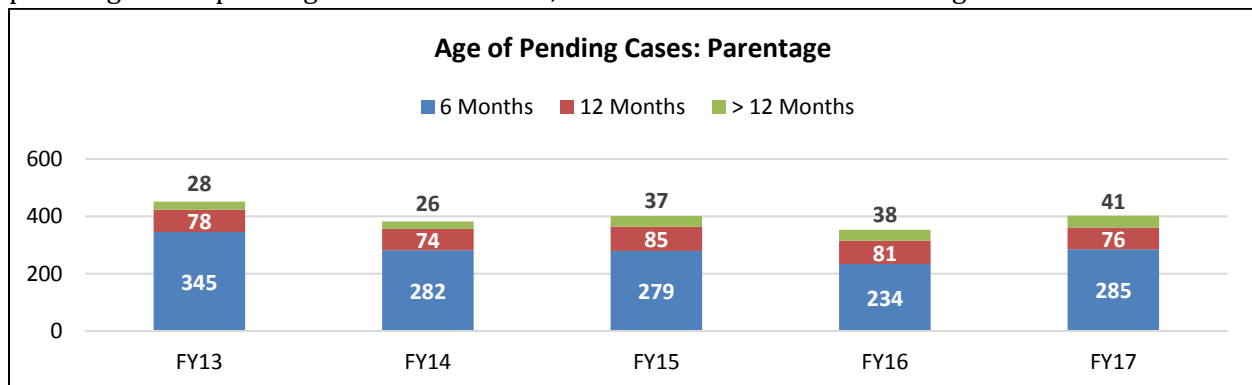
Divorce/Dissolution/Other Domestic Relations

The Supreme Court has set a disposition goal of nine months for a standard divorce/dissolution case. The number of pending divorce, dissolution and other domestic relations cases has decreased 3% since FY16. At the end of FY17, 82% of the pending cases were within the standard goal.



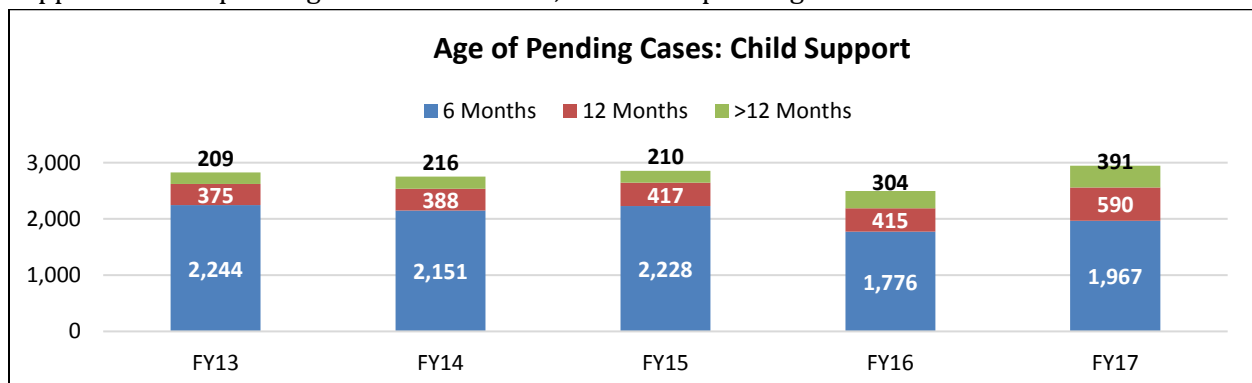
Parentage

The Supreme Court has set six months as the disposition goal for a standard (non-complex) parentage case. The number of pending parentage matters has increased 14% since FY16. Of the 402 parentage cases pending at the end of FY17, 71% were within the standard goal.



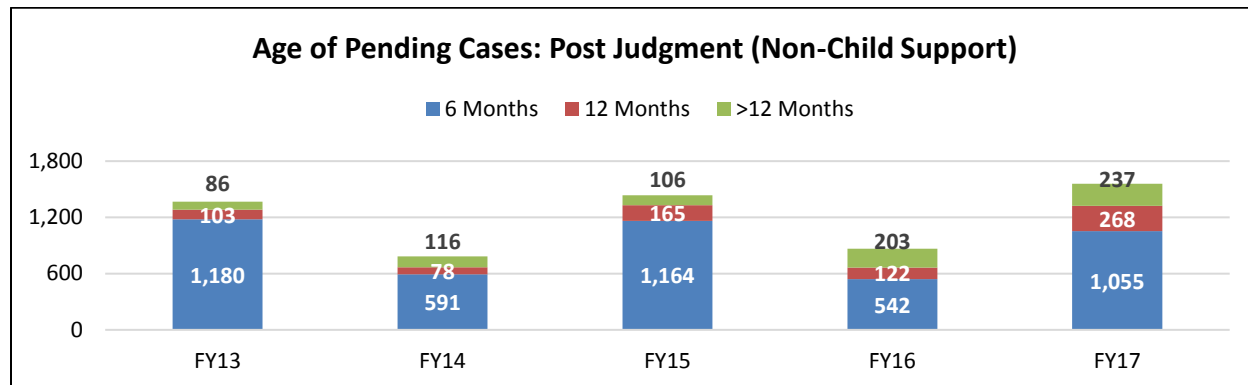
Child Support

The number of pending child support matters has increased 18% since FY16. Of the 2,948 child support matters pending at the end of FY17, 67% were pending less than 6 months.



Post Judgment – Non-Child Support

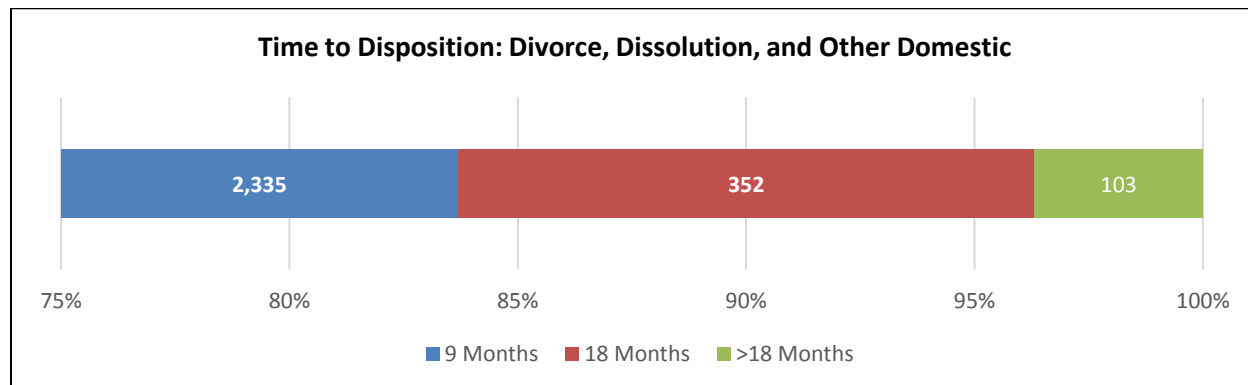
The number of pending post judgment non-child support matters have increased 80% in the last year. This is attributable to some degree to a 30% increase in post judgment motions filed. Of the 1560 post judgment matters pending at the end of FY17, 68% were pending less than 6 months.



Time to Disposition⁵

Divorce/Dissolution/Other Domestic

As stated above, the disposition goal for a standard divorce case is 9 months. 84% of divorce and dissolution cases were disposed within nine months from the date the opposing party was served and 96% were disposed within eighteen months.*

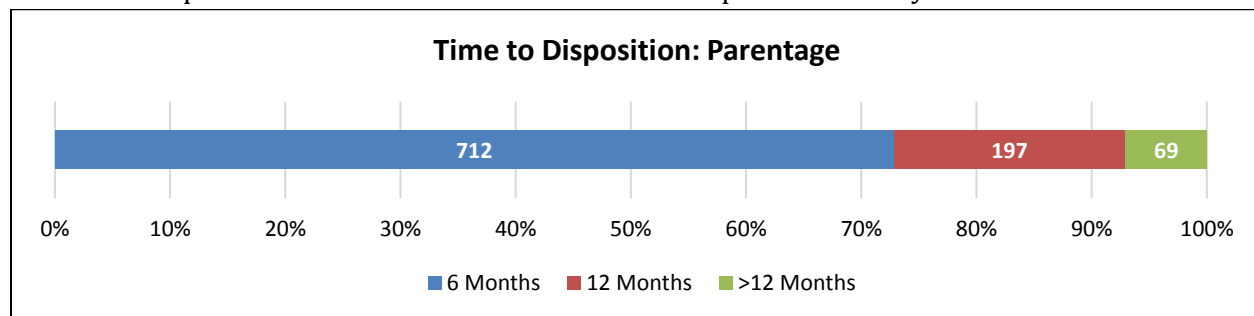


** The chart indicates a total disposition count of 2790 while previous tables and appendices indicate there are 2770 dispositions- this difference of 20 reflects invalid or missing dispositions whose time to disposition cannot be identified.

⁵ Time to disposition data is not available for child support cases and non-child support post judgment cases.

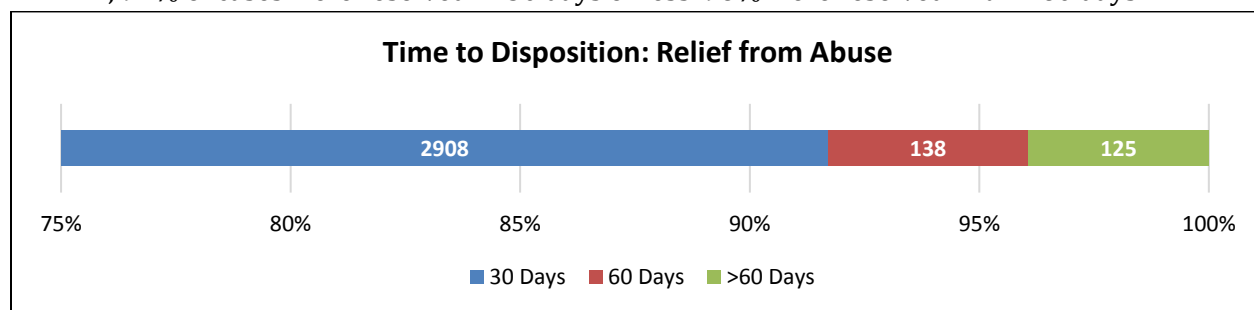
Parentage

The disposition goal for a standard parentage case is six months. Of the 978 cases disposed in FY17, 73% were disposed within six months and 93% were disposed within a year.



Protection Orders for Relief from Abuse

The Supreme Court has not set a goal for disposition of protection orders in relief from abuse cases. In FY17, 92% of cases were resolved in 30 days or less. 96% were resolved within 60 days.

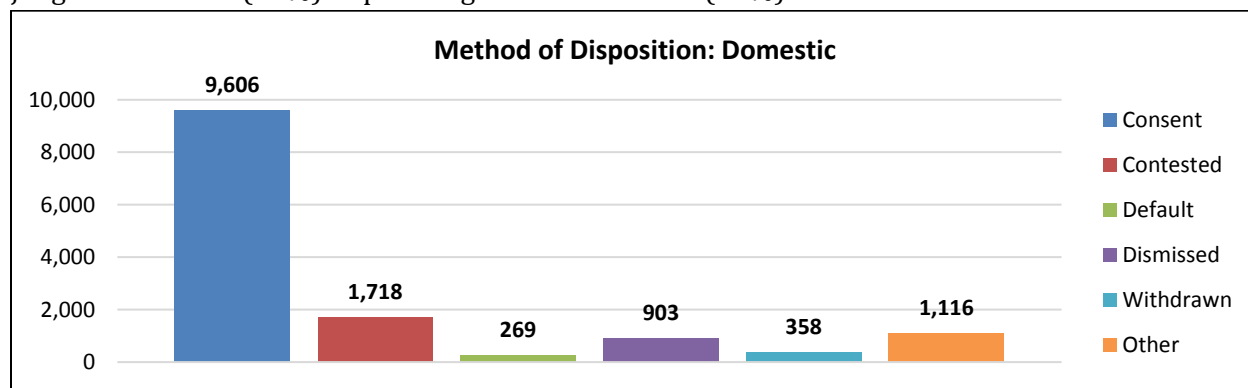


* The chart indicates a total disposition count of 3171 while previous tables and appendices indicate there are 3156 dispositions- this difference of 15 reflects invalid or missing dispositions whose time to disposition cannot be identified.

Method of Disposition

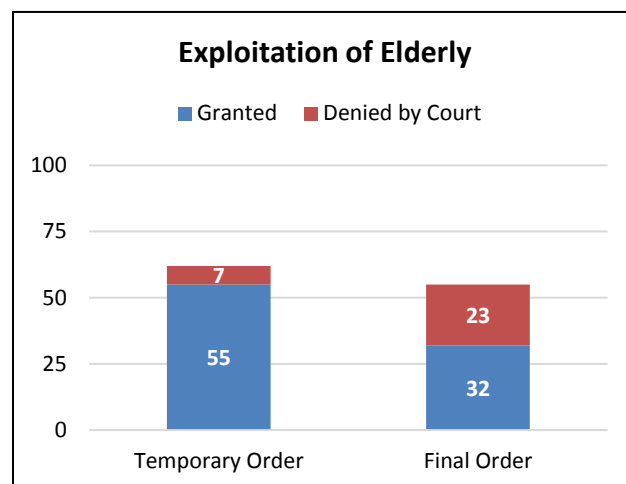
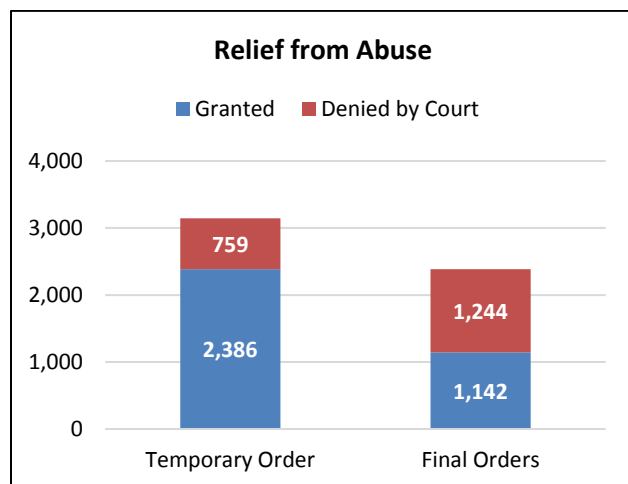
Divorce/parentage/post-judgment/child support

Approximately 69% of the cases disposed in the family division are resolved by agreement of the parties or result in a default judgment because one party does not participate. Contested cases that require a judgment by the court were more frequent in child support matters (49%) than in post judgment matters (33%) or parentage or divorce cases (18%).



Includes Divorce, Civil Dissolution, Parentage, Child Support, and Post-Judgment Non-Child Support

Protection Orders for Relief from Abuse A temporary order was granted in 76% of relief from abuse cases and in 89% of cases involving exploitation of the elderly. Of the 2,386 relief from abuse temporary orders granted, 52% were later dismissed or withdrawn. The remaining 48% were granted a final order. Of the 55 temporary orders granted that involved exploitation of the elderly, 42% were later dismissed or withdrawn. The remaining 58% were granted a final order.

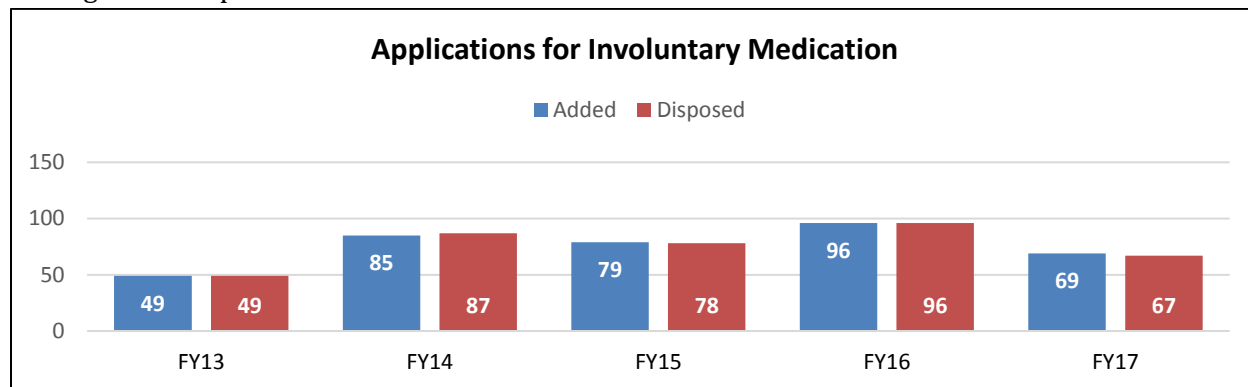


Family Division: Mental Health

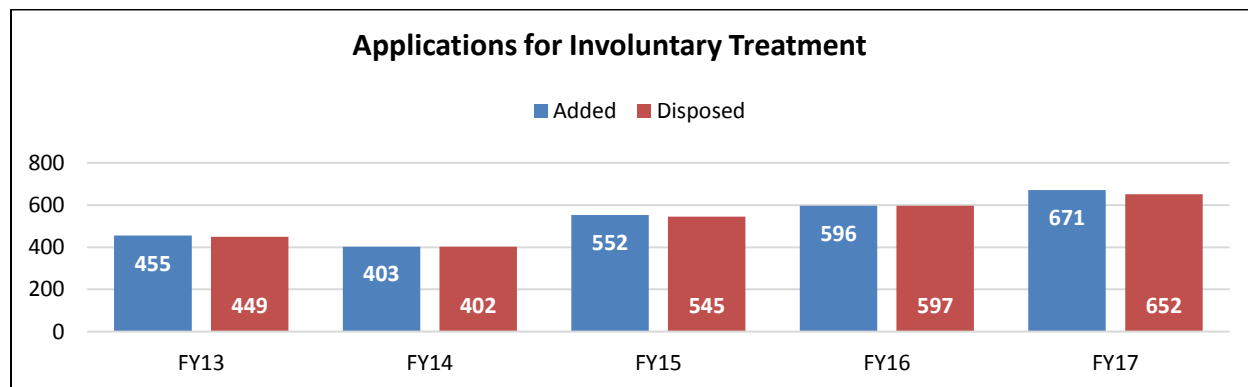
There are three types of Mental Health cases filed in the Family Division by the Department of Mental Health. The first is an application for involuntary treatment (sometimes referred to as an AIT), where the State is seeking a 90-day order from the Court that a person either be involuntarily placed in a designated psychiatric hospital or placed in the community on an order of non-hospitalization (often referred to as an ONH) because the person suffers from a mental illness and is a danger either to himself/herself or others. When involuntary hospitalization is requested, the applications are generally filed only in a county where there is a designated psychiatric hospital. If the Court issues an order for involuntary treatment, the State can request that the order be extended for up to a year by filing the second type of Mental Health Case known as an application for continued treatment. The third case type in the mental health docket is an application for involuntary medication. In these cases, the State is seeking to involuntarily medicate a person who is suffering from a mental illness. In almost all such cases, the person is hospitalized at a designated psychiatric hospital under an order for involuntary treatment.

Trends

While still exceeding the number of applications filed five years ago, the number of involuntary medication applications filed in FY17 dropped significantly compared to the previous year (28%). From a workload perspective, medication cases require a significant amount of judge time since they are almost always contested. They also place a significant burden on the family division units where a designated hospital is located.

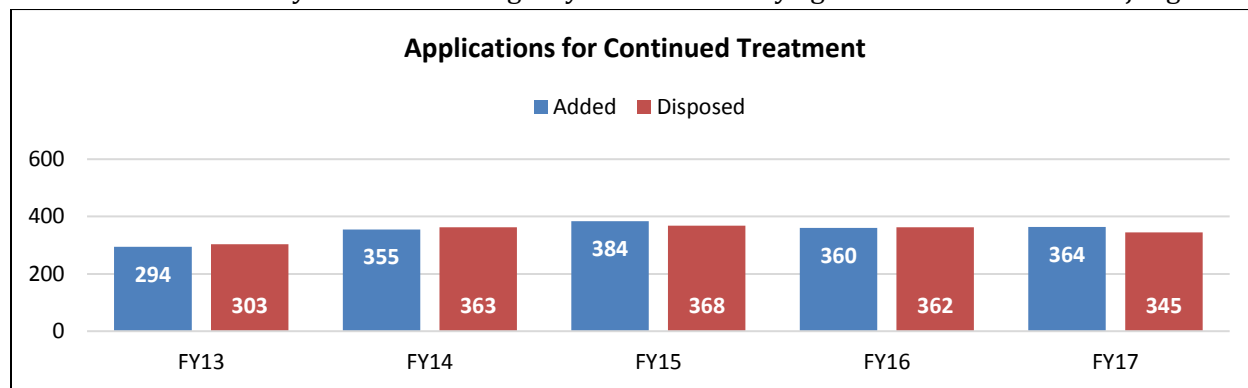


There were 671 applications for involuntary treatment in FY17, about 13% more than the prior year.



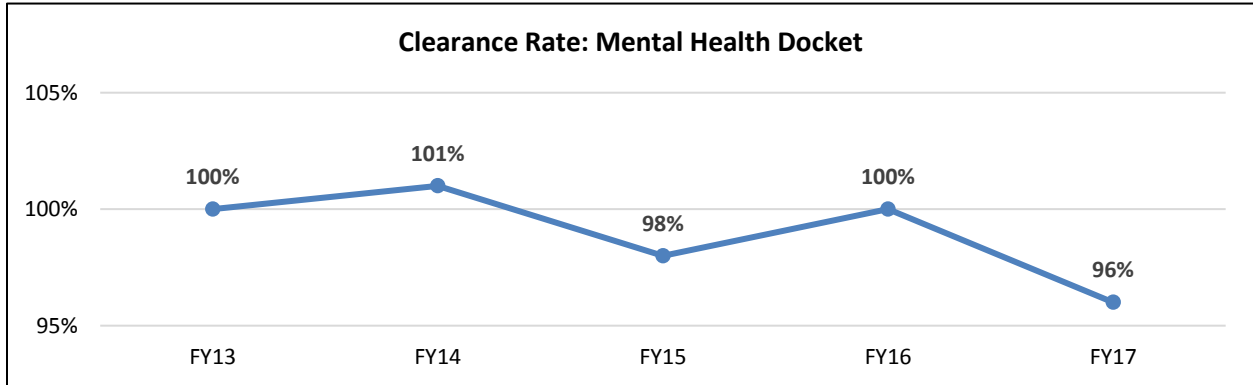
Applications for Continued Treatment

Applications for continued treatment remain relatively unchanged. There are few contested hearings on these applications since the majority involves persons living in the community receiving services from a local community mental health agency. Most resolve by agreement with a consent judgment.



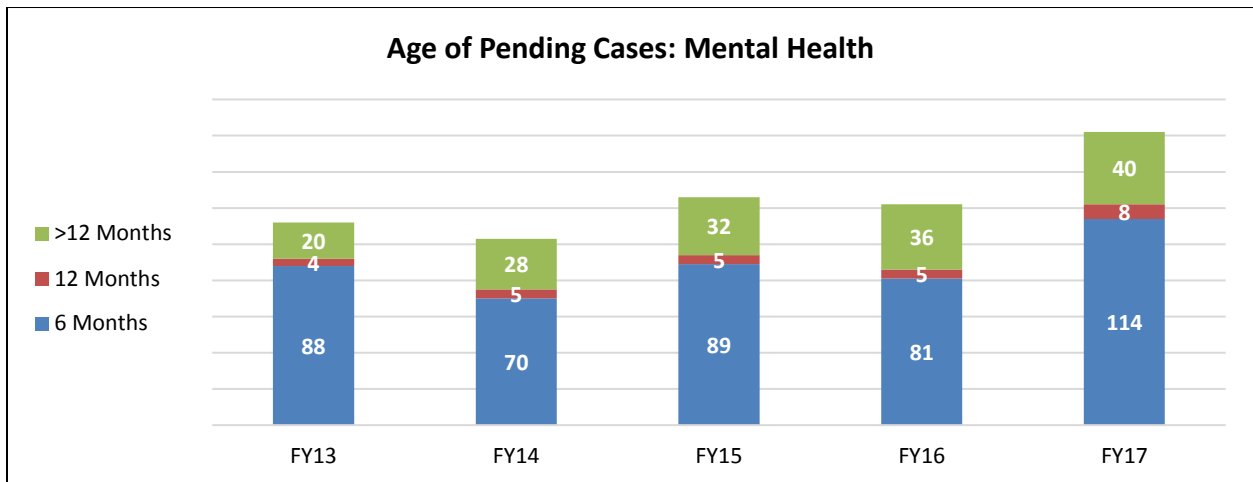
Clearance Rate

Mental Health cases, regardless of case type, are subject to tight statutory time frames. The overall clearance rate should be consistently at or above 100%; in other words, the number of cases disposed is equal to or exceeds the number of pending cases. The reduced clearance rate in FY17 is primarily due to increased filings in applications for involuntary treatment.



Age of Pending Caseload

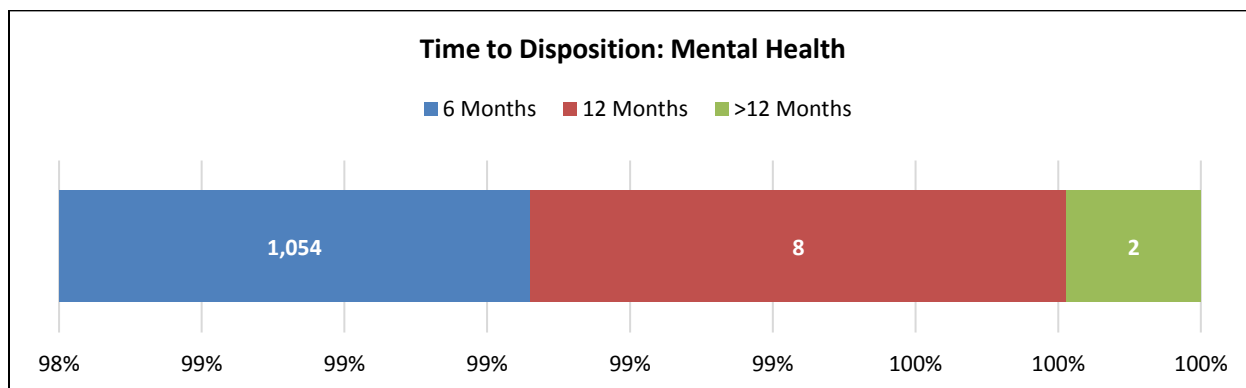
The number of mental health cases pending at end of year increased slightly in FY17. Of the 162 cases pending at the end of FY17, 70% were pending less than 6 months.



Includes Applications for Involuntary Treatment, Involuntary Medication and Continued Treatment

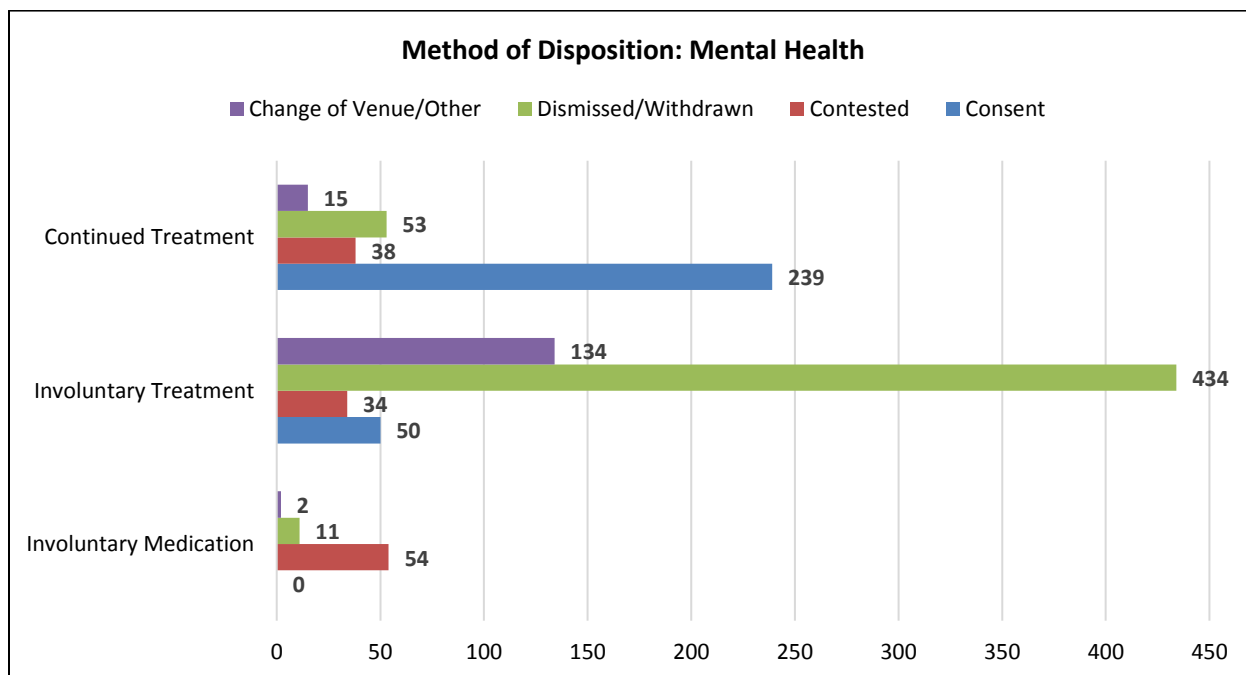
Time to Disposition

99% of all mental health cases were disposed in less than 6 months.



Method of Disposition

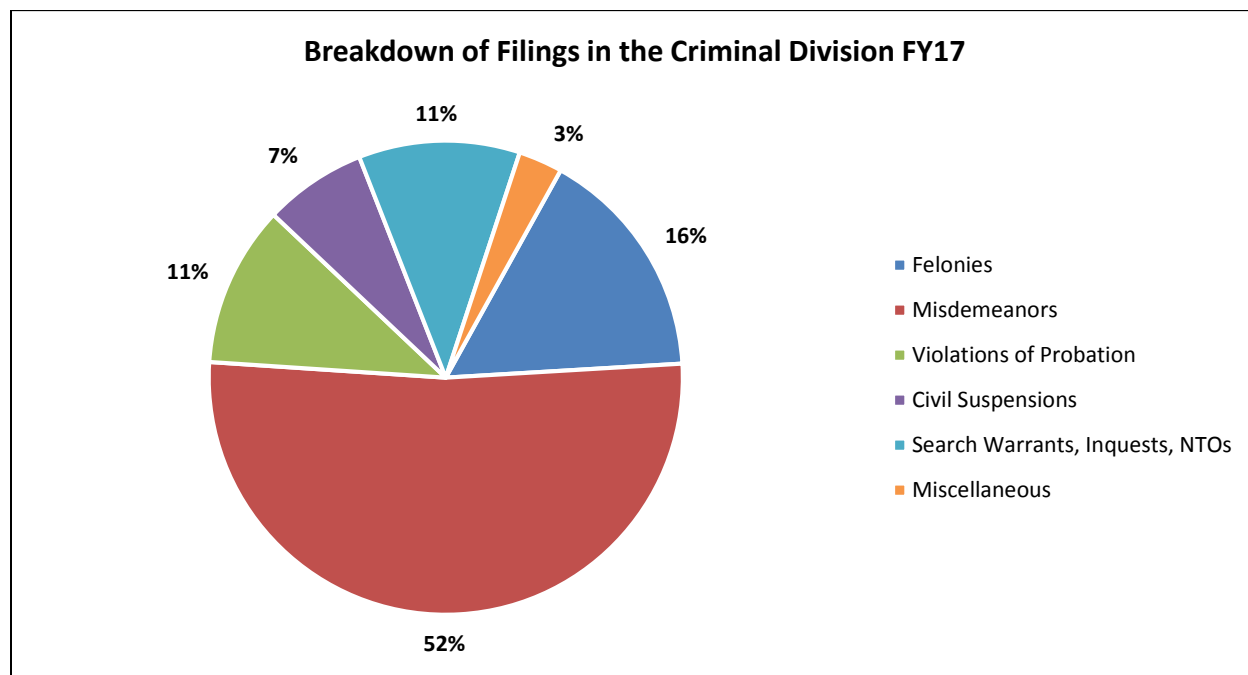
Although smaller in number in terms of cases filed, a high percentage (81%) of applications for involuntary medication require a contested hearing. By contrast, only 5% of applications for involuntary treatment are contested and 11% of applications for continued treatment are contested. Most of these latter cases are resolved by consent (69%) or dismissed by the State (15%). The clear majority of involuntary treatment cases (67%) are dismissed or withdrawn.



Criminal Division

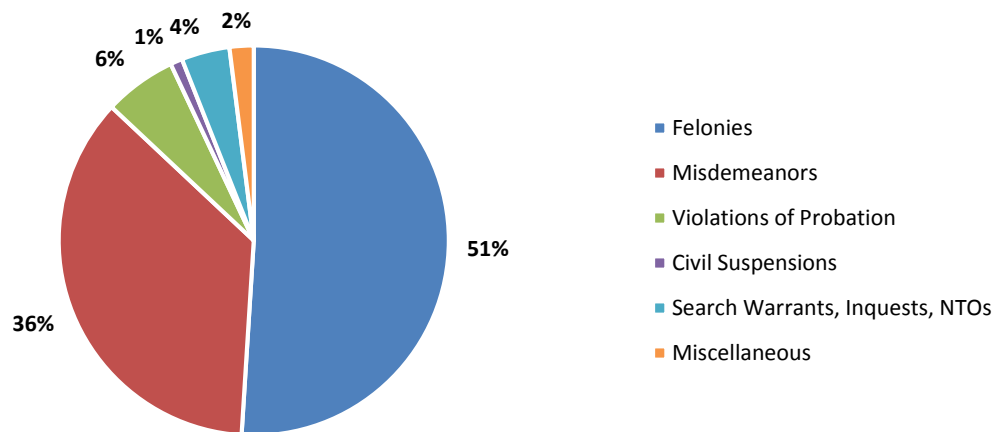
Statewide Data

The criminal division of the Superior Court handled approximately 17,000 felonies, misdemeanors, and violations of probation. In addition, the Criminal Division also handled 1,506 civil suspension matters, 2,368 requests for search warrants, inquests, and non-testimonial orders and 613 miscellaneous matters related to fish and game, traffic tickets, and municipal ordinances. The chart below depicts the distribution based on the number of case filings during FY17.

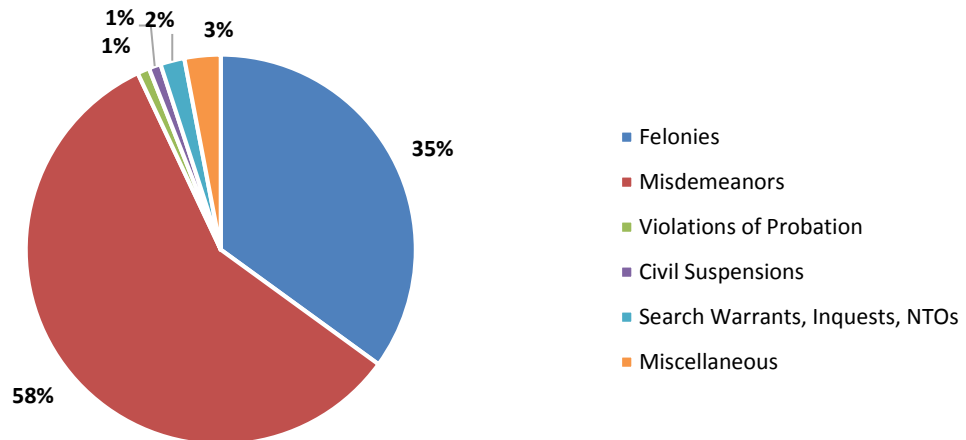


While misdemeanor offenses far outweigh the other categories based on number of filings, the adjudication of felony offenses is the most labor intensive from a workload perspective. It should also be noted that the numbers reported for cases added and cases disposed represent charges, not defendants. If cases added and cases disposed were based on the number of defendants, the number would be much smaller.

Workload (weights x filings) for Criminal Division: Judicial Officers



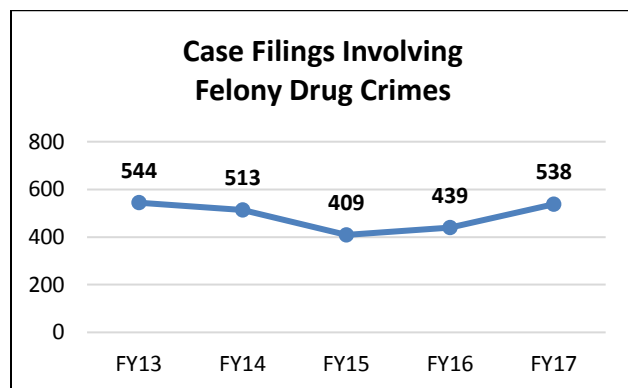
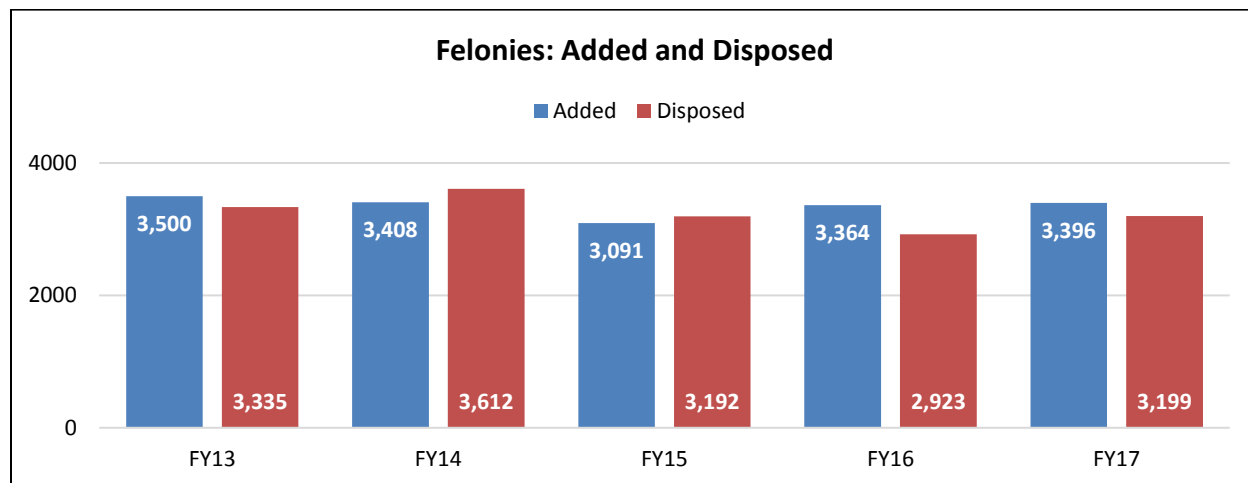
Workload (weights x filings) for Criminal Division: Court Staff



Trends

Felonies

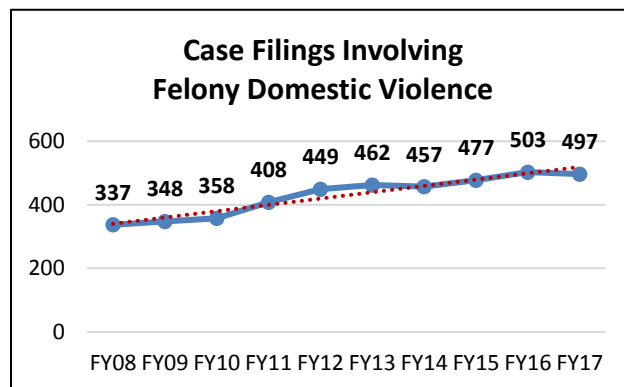
A crime is considered a felony offense in Vermont if the maximum sentence that can be imposed is more than 2 years. The chart below indicates the trends over the past five years in cases added and disposed.



Although the number of felony domestic violence cases decreased slightly in the past year, case filings in this area are 47% higher than they were a decade ago.

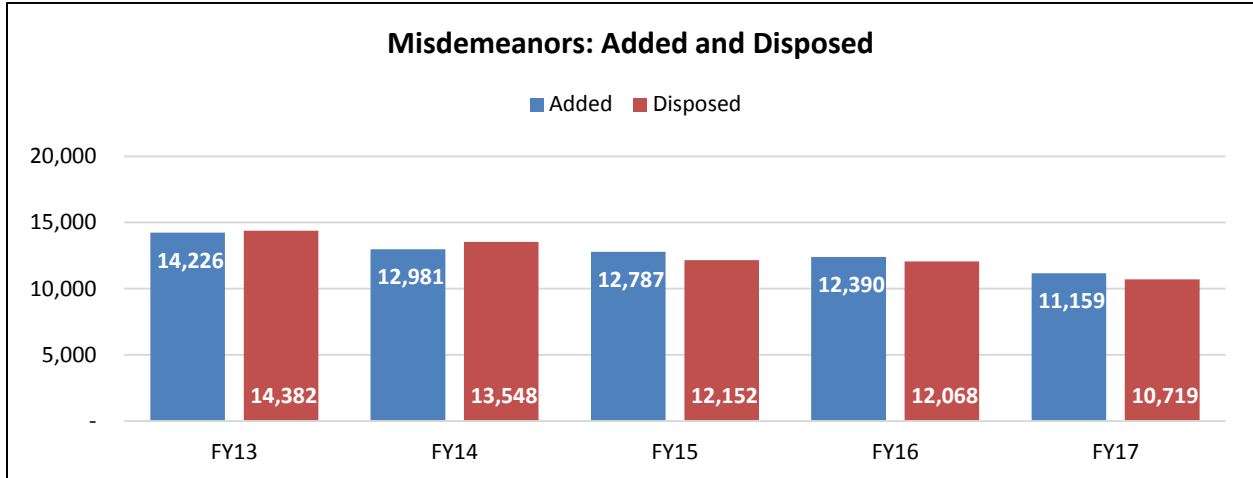
Overall, felony filings have risen nearly 10% in the last year. This increase is primarily due to an increase in filings involving drug crimes (23%) which have begun to rebound in the last few years. There was also a slight increase in public order crimes (5%).

Filings of all other felony case types decreased in FY17.

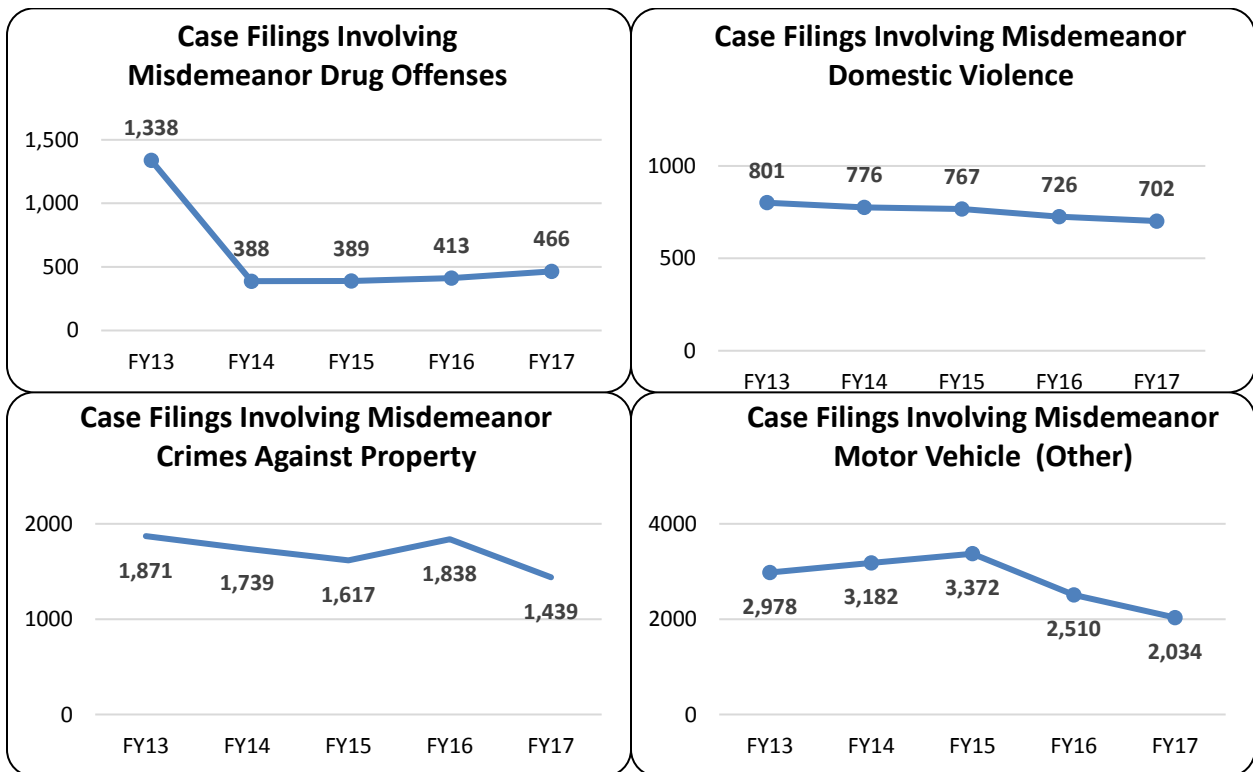


Misdemeanors

A crime is considered a misdemeanor in Vermont if the maximum sentence that can be imposed is 2 years or less. The chart below shows the number of charges added and disposed between FY13 and FY17.

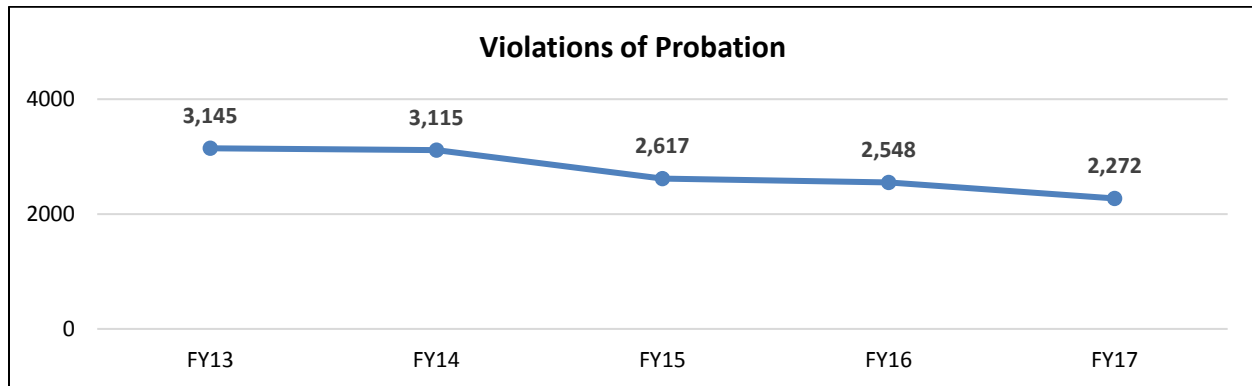


Overall, misdemeanor filings declined 10% in the last year. Drug offenses are the only misdemeanor case type for which filings increased (13%). Crimes against property decreased 22%, while motor vehicle offenses (excluding DWI/DUI) decreased 19%. Misdemeanor domestic violence case filings declined 3% from the previous year and 12% over the last five years.



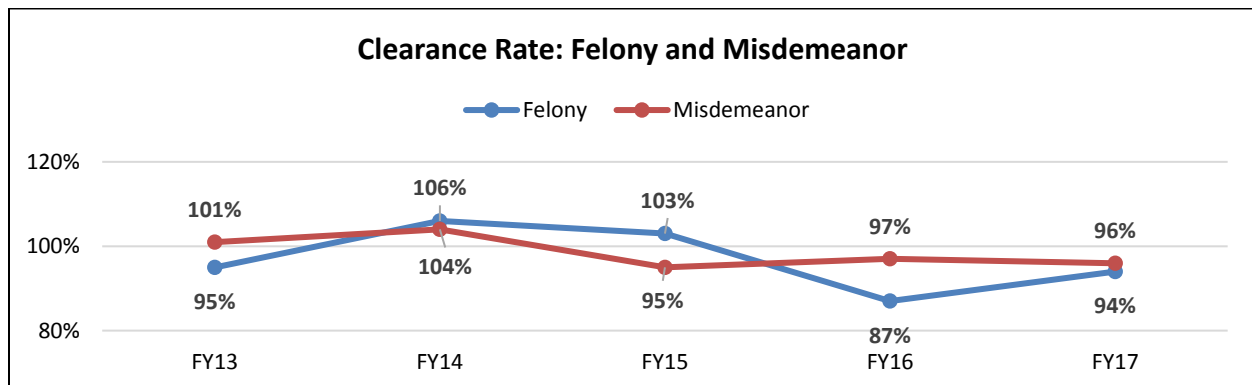
Violation of Probation

Filings of violations of probation in FY17 declined 11% from the previous year and 28% over the last 5 years.



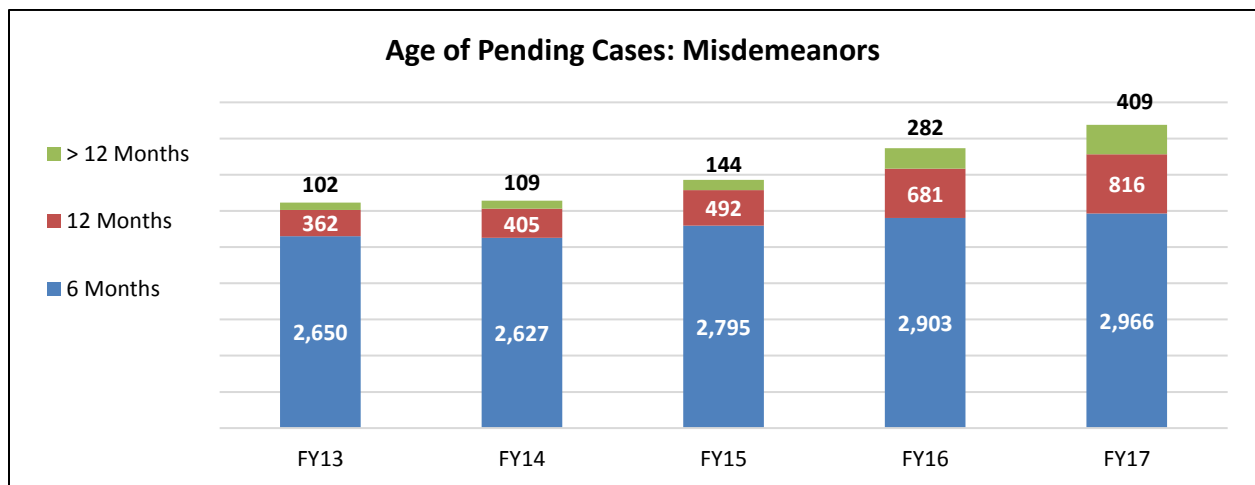
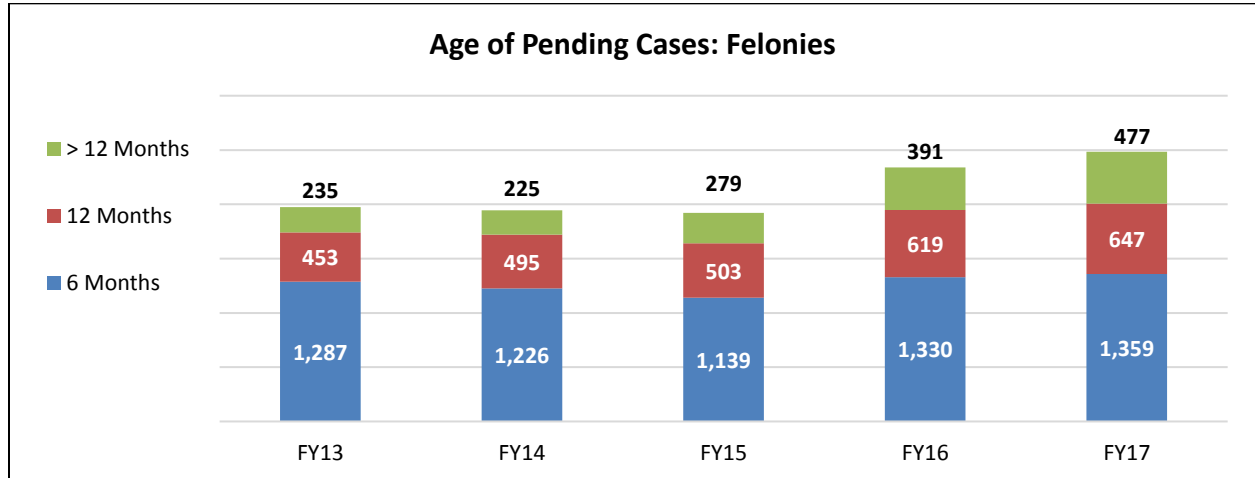
Clearance Rate (Cases Disposed / Cases Filed): Five Year Trend

The clearance rate for felony and misdemeanor cases in FY17 was 94% and 96% respectively. While the clearance rate for misdemeanors showed a slight decrease (1%), the felony clearance rate increased 7% over the previous year. This is noteworthy, given that felony filings increased nearly 10% in FY17.



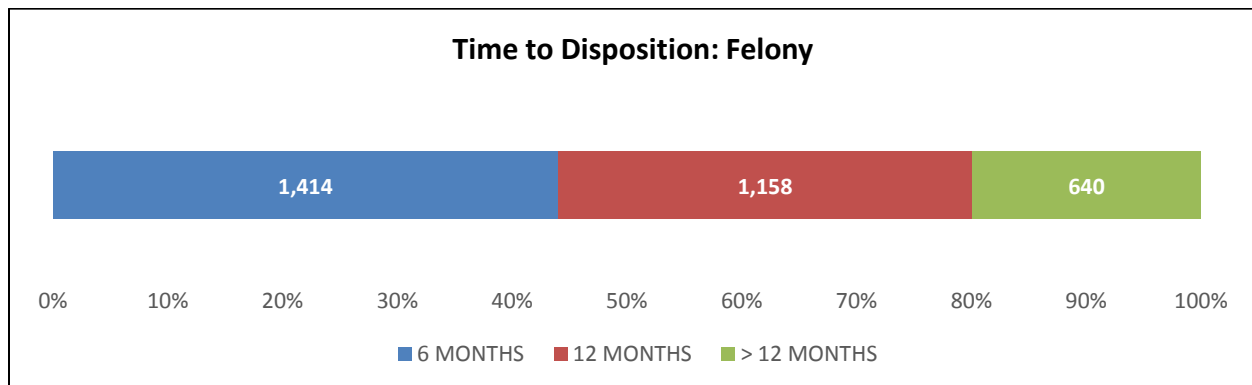
Age of Pending Cases – All Criminal Cases

Another way to look at the data is to look at the number and age of the cases that are pending on the last day of the fiscal year. For both felony and misdemeanor cases, the number of cases pending over six months continues to rise, with 45% of felonies and 29% of misdemeanors pending over 6 months.



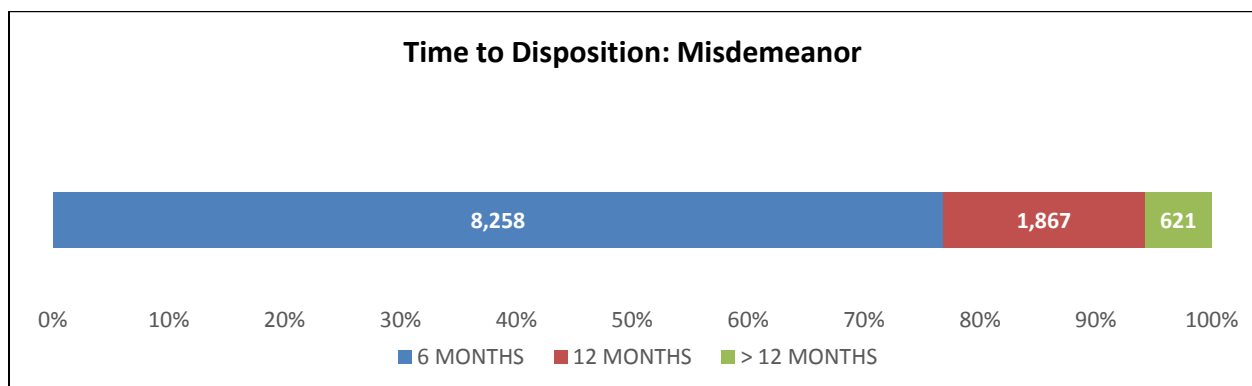
Time to Disposition

Felonies – The Supreme Court has set 6 months as the disposition time standard for a standard (non-complex) felony case. In FY17, 44% of all felony cases met this time standard. 80% were resolved within one year. 20% took over a year to resolve. *



*The chart indicates a total disposition count of 3212 while previous tables and appendices indicate there are 3199 dispositions- this difference of 13 reflects invalid or missing dispositions whose time to disposition cannot be identified.

Misdemeanors – The disposition time standard for a standard misdemeanor is four months. In FY17, 77% of all misdemeanor cases were resolved within six months of filing.⁴ 94% were resolved within a year, 6% took over one year to resolve. *



*The chart indicates a total disposition count of 10,746 while previous tables and appendices indicate there are 10,719 dispositions – this difference of 27 reflects invalid or missing dispositions whose time to disposition cannot be identified.

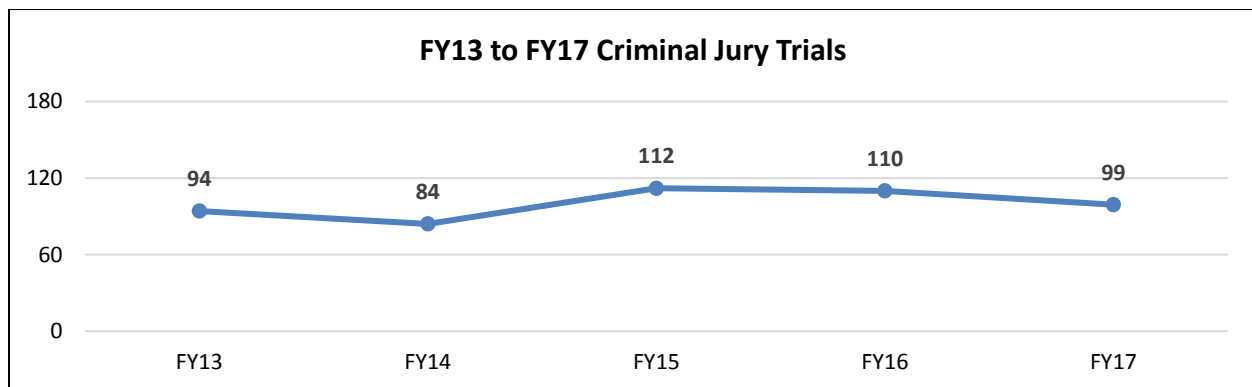
⁴ Chart reflects misdemeanor cases resolved within 6 months of filing. It is not an indicator of cases meeting the time standard of four months.

Method of Disposition – All Criminal Cases

Most criminal cases in Vermont resolve either by plea bargain or by dismissal. For felonies, less than two percent of the cases are disposed because of a trial by jury (1.6%) or by court (.22%). For misdemeanors, less than 1% of cases are disposed because of trial by jury (.44%) or by court (.07%)

	Plea	Court Trial to Verdict	Jury Trial to Verdict	Dismissed	Transferred	Total
Felonies	2,315	7	52	770	55	3,199
Misdemeanors	6,267	8	47	4,302	95	10,719

Over the past five years, the number of jury trials in criminal cases in Vermont has fluctuated, with the largest decrease occurring in FY14. In FY17, the number of jury trials decreased 10% over the previous year.

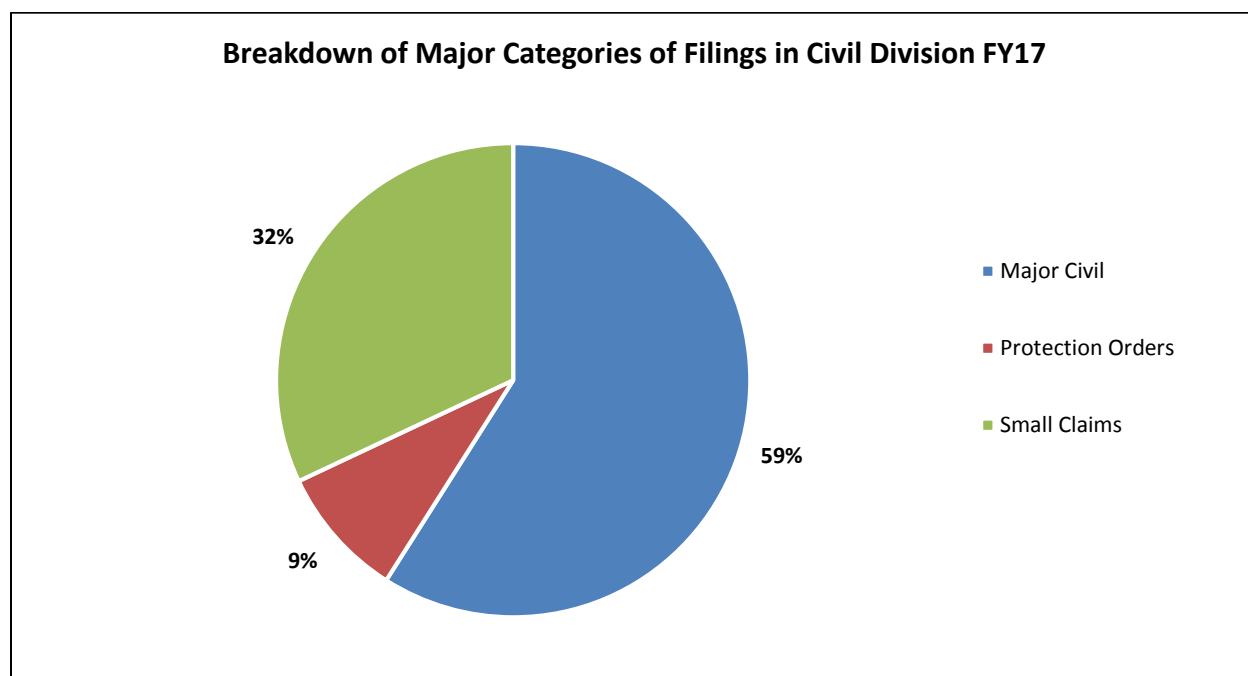


Civil Division

Statewide Data

For statistical purposes, civil case types are divided into three categories: Major Civil; Small Claims; and Civil Protection Orders against Stalking or Sexual Assault. Measured by the number of filings, major civil cases represent 59% of all cases filed, small claims represent about 32% and civil protection orders 9%. However, in terms of judicial and staff work load, the bulk of the work in the civil division involves the major civil cases.⁶

Filing trends over the last five years indicate a decline in most civil case types. This is most evident in small claims; however, the number of protection orders filed continues to rise, increasing 29% over the last five years.

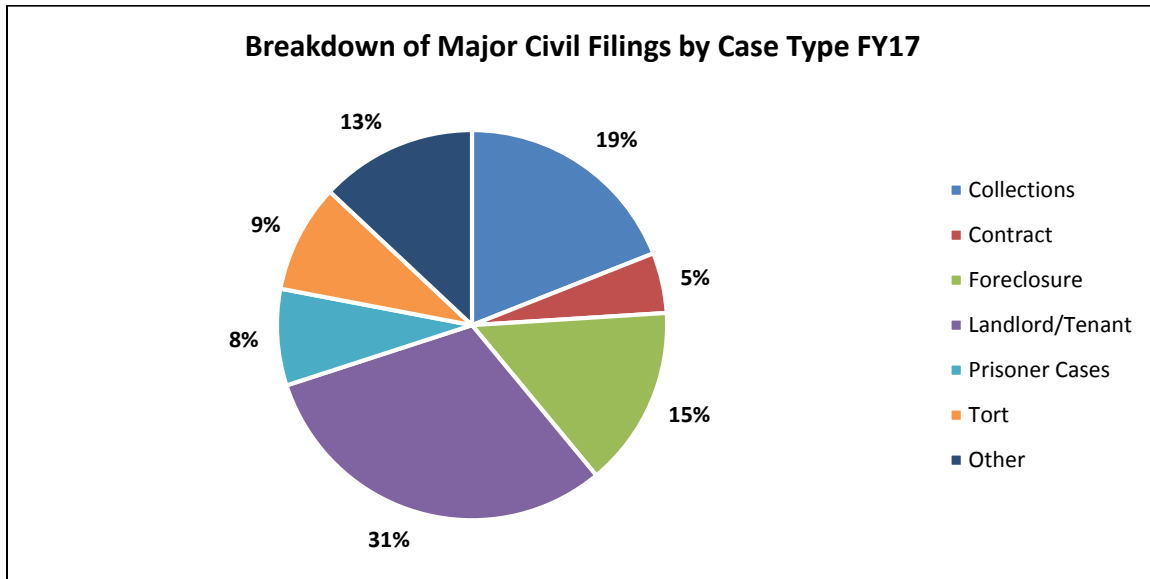


⁶ According to the 2015 Weighted Caseload Study by the National Center for State Courts of the work involved in civil cases, a major civil case on average requires slightly more than six times the amount of judicial resources and about 3 times the amount of staff work compared to the work load involved in disposing a small claims case.

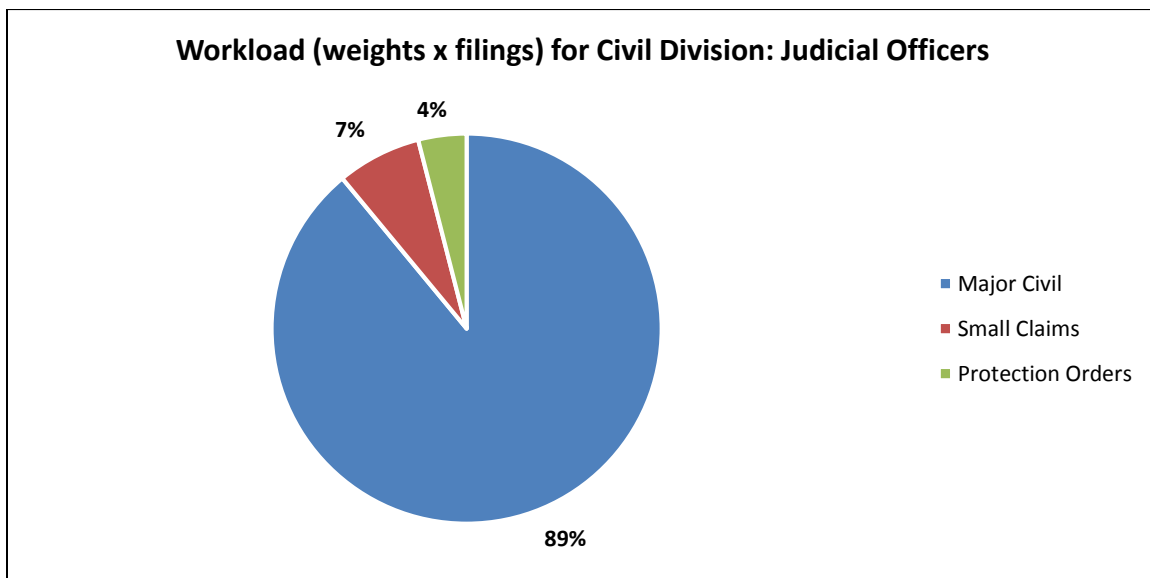
Cases Added, Disposed and Pending at the End of the Fiscal Year: Trends

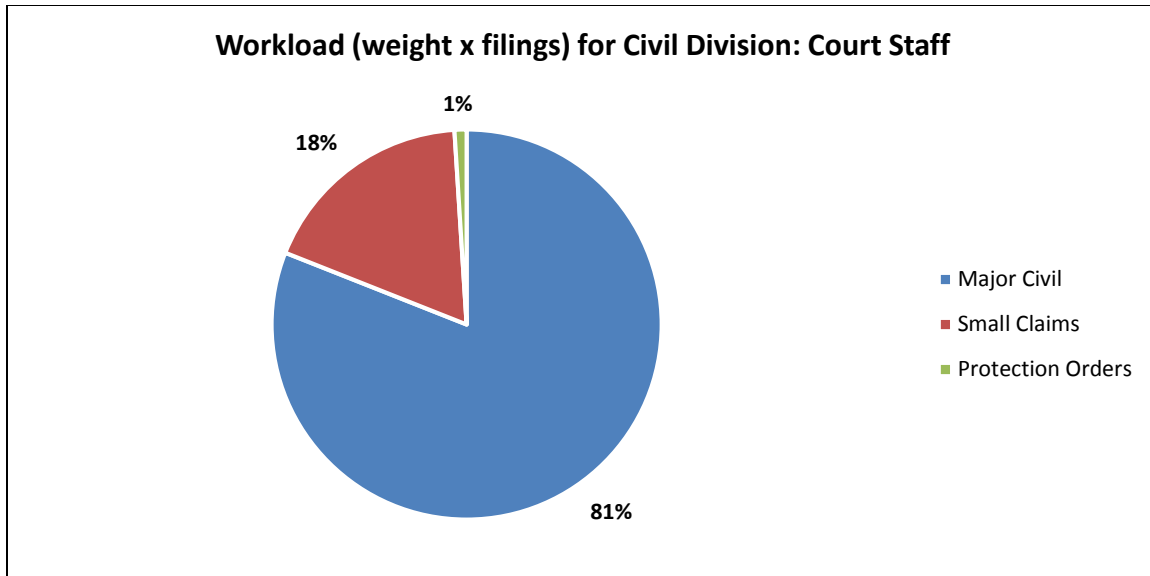
Major Civil Cases

Major civil includes all case types filed in the civil division except for small claims and civil protection orders. Sub-case types in this category include: collections, landlord tenant, foreclosure, tort, prisoner cases, contracts, claims against government, employment, declaratory relief, appeals and other miscellaneous civil case types.

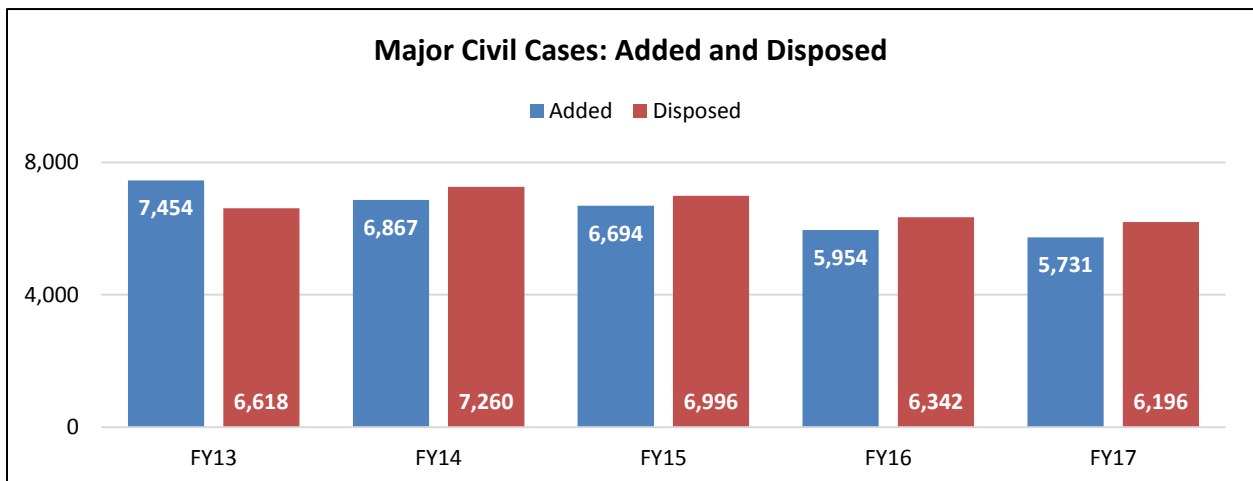


“Other” includes appeals, claims against government, declaratory relief, employment, government enforcement, and real property.



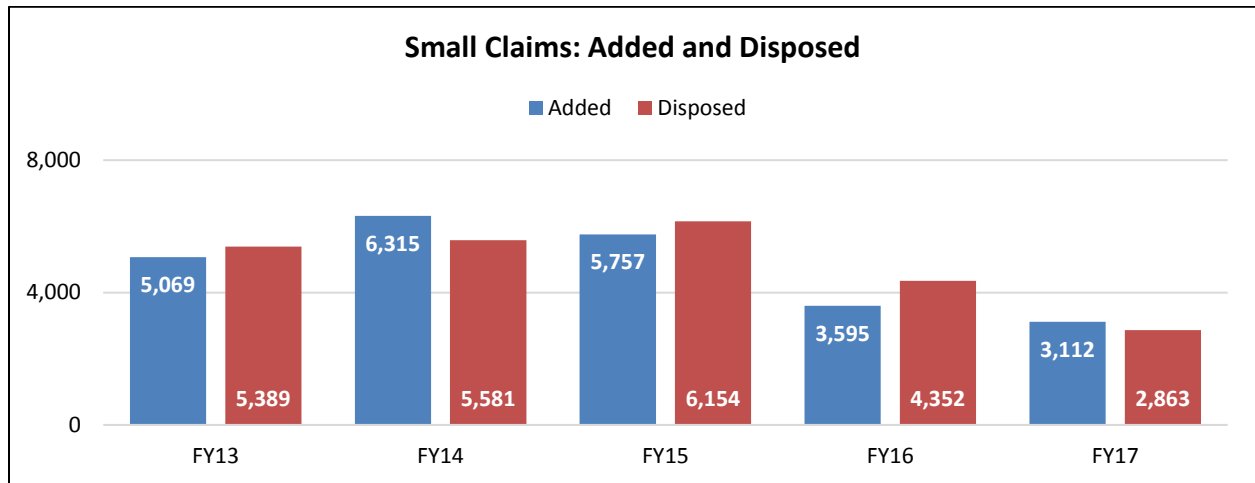


FY17 saw a 4% decrease in major civil cases as compared to FY16, mostly because of fewer collections, foreclosures, and prisoner cases. FY17 was a productive year in the civil division with the number of major civil cases disposed significantly higher than the number of cases added.



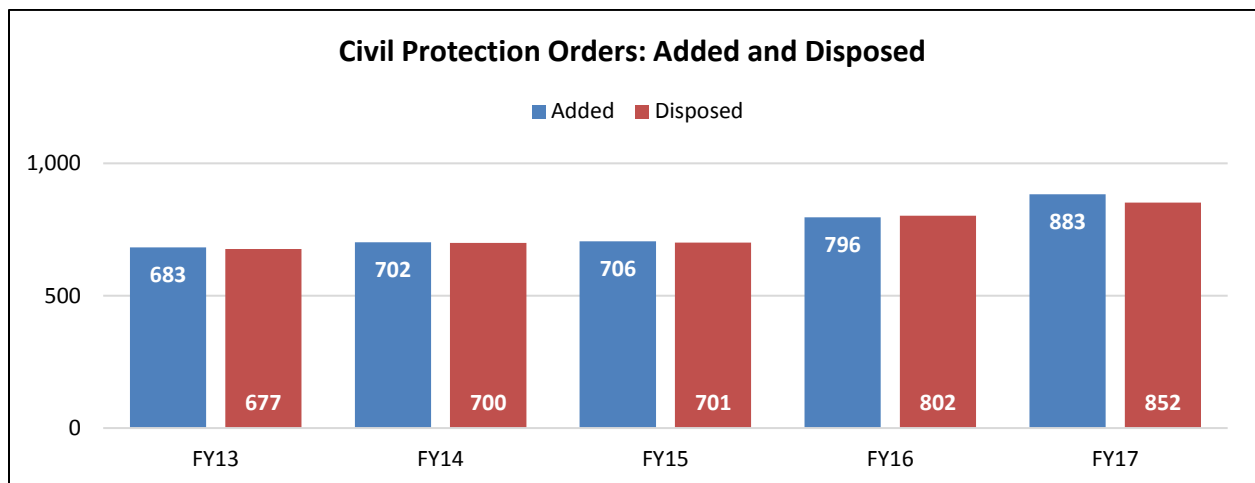
Small Claims

Small claims filings decreased in FY17 by almost 13% as compared to FY16 and 51% as compared to FY14.



Civil Protection Orders

Requests for civil protection orders (against Stalking and Sexual Assault) have increased 11% since FY16 and 29% since FY13.

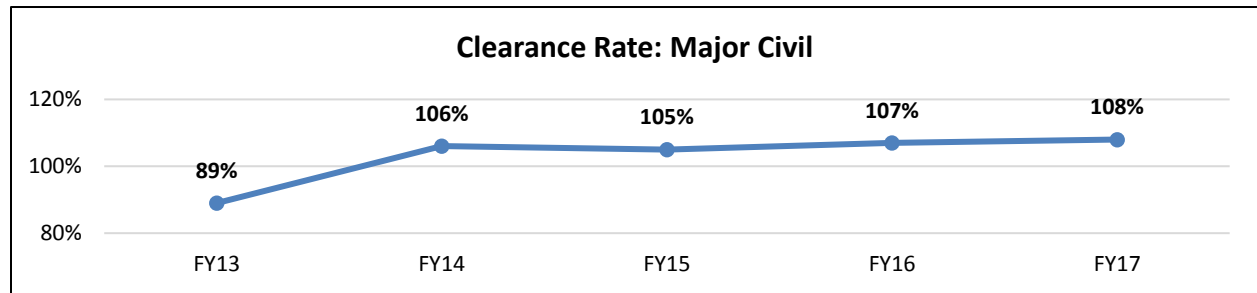


Clearance Rates

A clearance rate reflects the number of cases closed or disposed divided by the number of cases added or filed. If the clearance rate is 100%, the court is basically staying even. A clearance rate above 100% indicates that the Court is disposing more cases than it is adding and should reflect a decrease in backlogged cases. A clearance rate below 100% indicates that the Court has added more cases than it has disposed and will reflect an increase in backlogged cases.

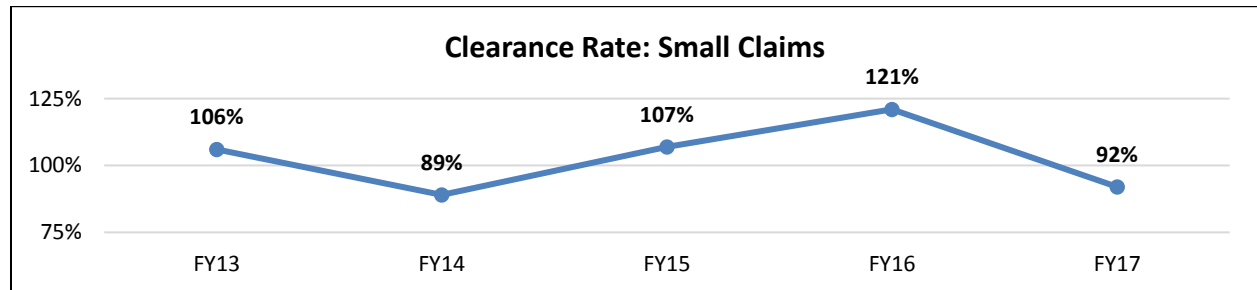
Major Civil Cases

The number of major civil cases disposed was significantly higher than the number of cases added in FY16, resulting in a clearance rate of 108%.



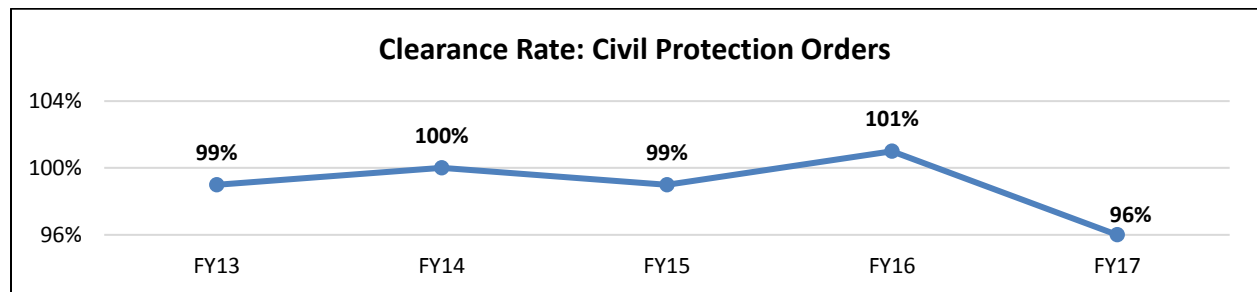
Small Claims

The clearance rate in small claims was not as favorable, falling from 121% in FY16 to 92% in FY17.



Civil Protection Orders

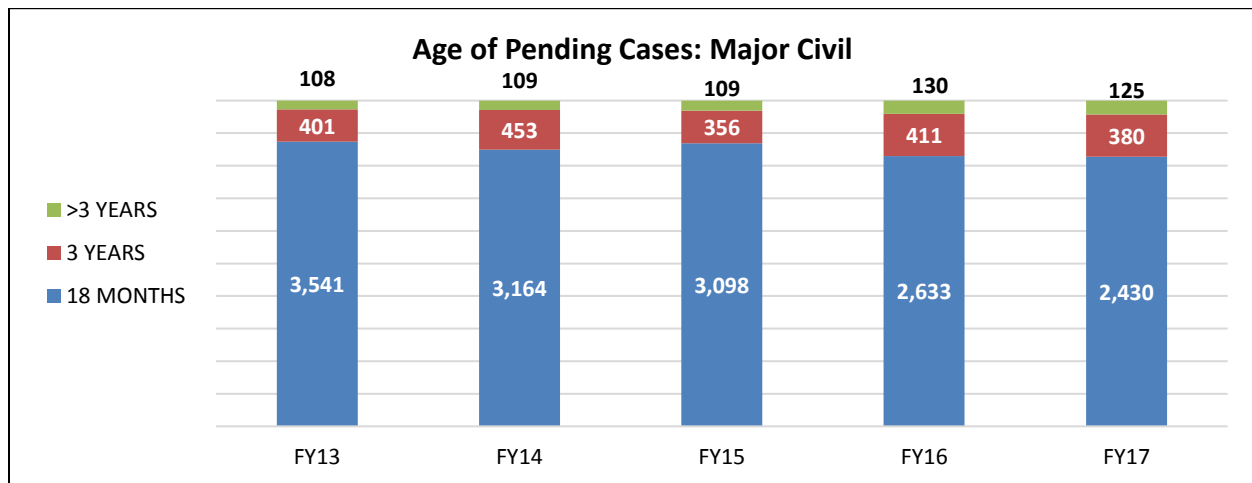
The clearance rate for civil protection orders for FY17 was 96%, in other words the number of cases added slightly exceeded the number of cases disposed.



Age of Pending Cases

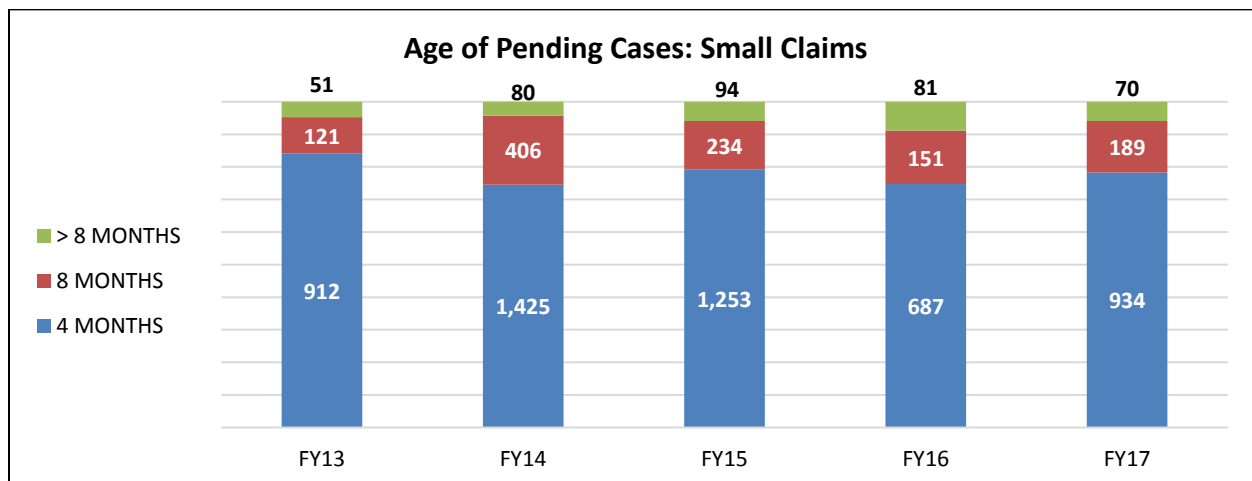
Major Civil Cases

It is difficult to measure performance based on the age of civil cases because there is so much variation in the average time to disposition from one case type to the next. For tort and employment cases, the disposition goal set by the Supreme Court for standard cases is 18 months for a standard case and 24 months for a complex case. At the shorter end, the goal for landlord tenant cases is three months for standard cases and six months for complex cases. It is only when data on the age of pending cases and time to disposition is broken down by case type and sub-case type that accurate conclusions can be drawn with respect to court performance.



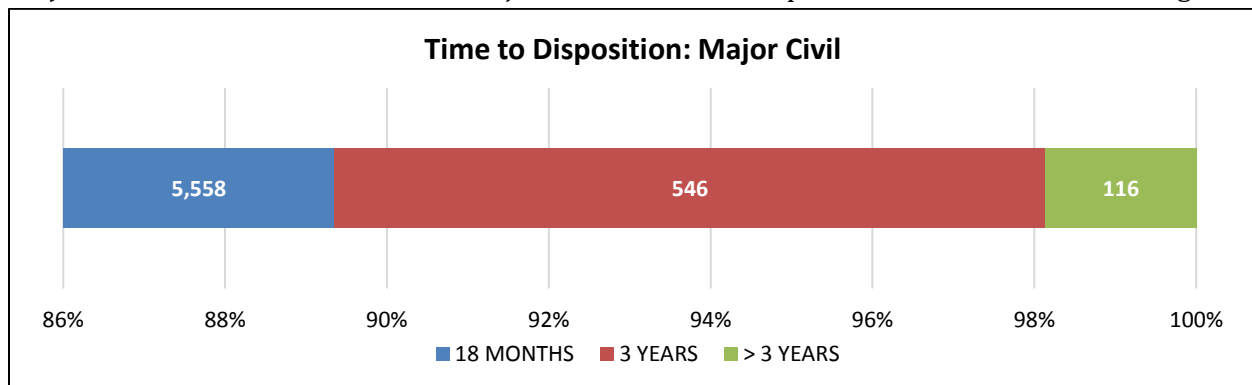
Small Claims

The number of pending cases rose 30% in the last year. The Supreme Court has set a disposition goal of 4 months for small claims cases. At the end of FY17, 78% of cases were pending less than 4 months.



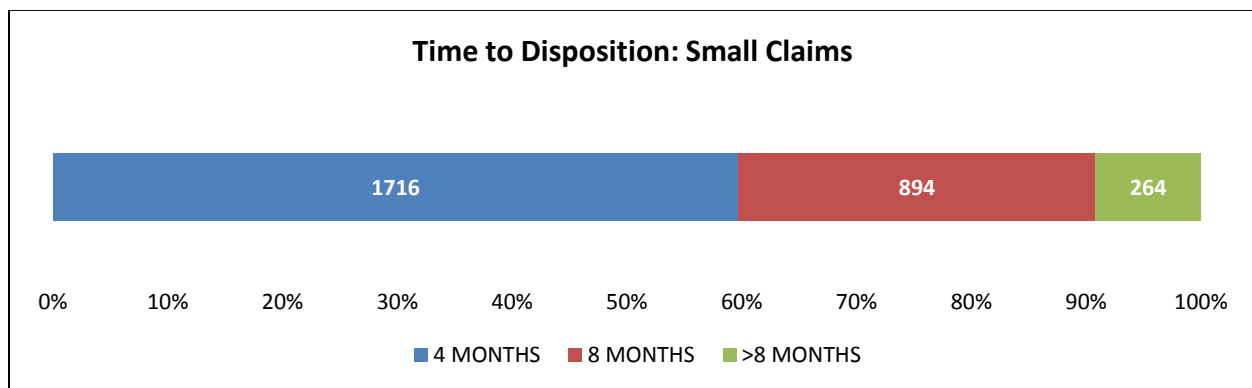
Time to Disposition

Major Civil Cases - In FY17, 89% of major civil cases were disposed within 18 months of filing. *



*The chart indicates a total disposition count of 6220 while previous tables and appendices indicate there are 6196 dispositions- this difference of 24 reflects invalid or missing dispositions whose time to disposition cannot be identified.

Small Claims- In FY17, 60% of small claims cases were disposed within 4 months of filing. *



*The chart indicates a total disposition count of 2874 while previous tables and appendices indicate there are 2863 dispositions- this difference of 11 reflects invalid or missing dispositions whose time to disposition cannot be identified.

Method of Disposition

Major Civil Cases

Out of 6,196 cases disposed in FY17, only 657 or 11% required either a jury or a court trial. Another 6%, were resolved through summary judgment, a decision that usually requires a significant written decision by the trial court. 31% of the cases were resolved by agreement of the parties, 52% were dismissed by the court or withdrawn by parties and less than 1% of the cases were transferred to another court location (change of venue).

Fiscal Year	Jury Trial	Court Trial	Summary Judgment	Default Judgment	Consent Judgment	Dismissed by Court	Withdrawn	Change of Venue/Other	Grand Total
2017	23	634	367	1,452	495	1,397	1,795	33	6,196

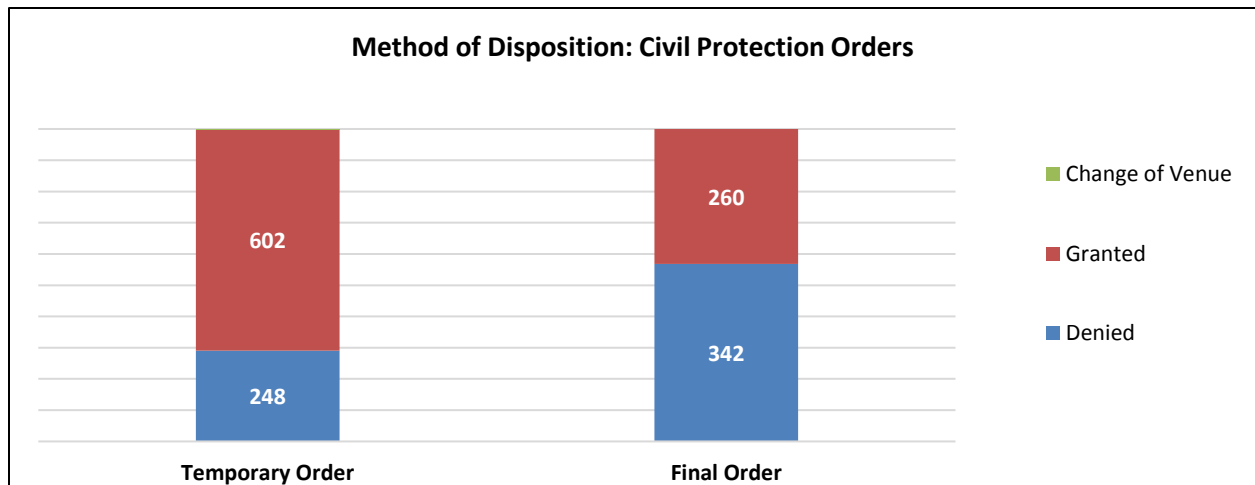
Small Claims

Out of the 2,863 cases disposed in FY17, 43% were resolved by agreement of the parties. Another 43% were dismissed by the court or withdrawn by the plaintiff. 14% required a contested hearing.

Fiscal Year	Jury Trial	Court Trial	Summary Judgment	Default Judgment	Consent Judgment	Dismissed by Court	Withdrawn	Change of Venue/Other	Grand Total
2017	0	415	0	456	743	793	445	11	2,863

Civil Protection Orders

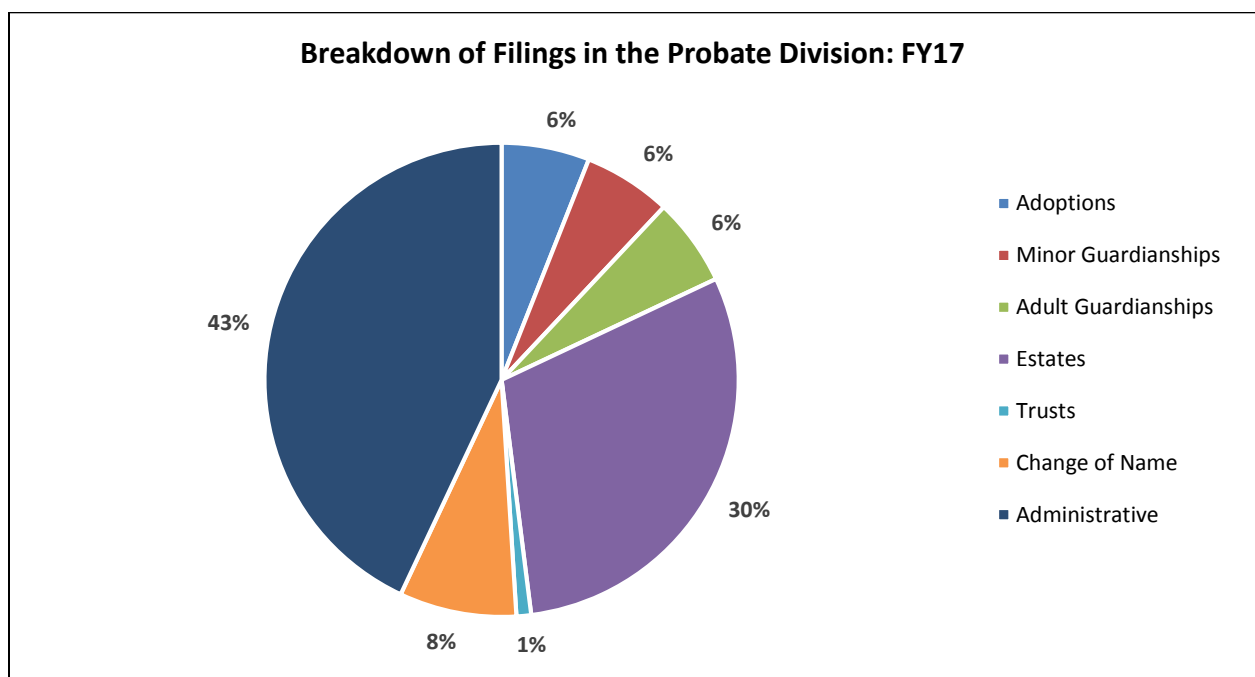
Of the 852 cases disposed in FY17, a temporary restraining order was granted in 71% of the cases, but a final order was granted in only 43%. Requests for civil protection orders to protect against sexual assault represent a very small minority of these cases and temporary and final orders are usually granted. Most complaints in this area are based on a claim that the defendant is “stalking” the plaintiff.



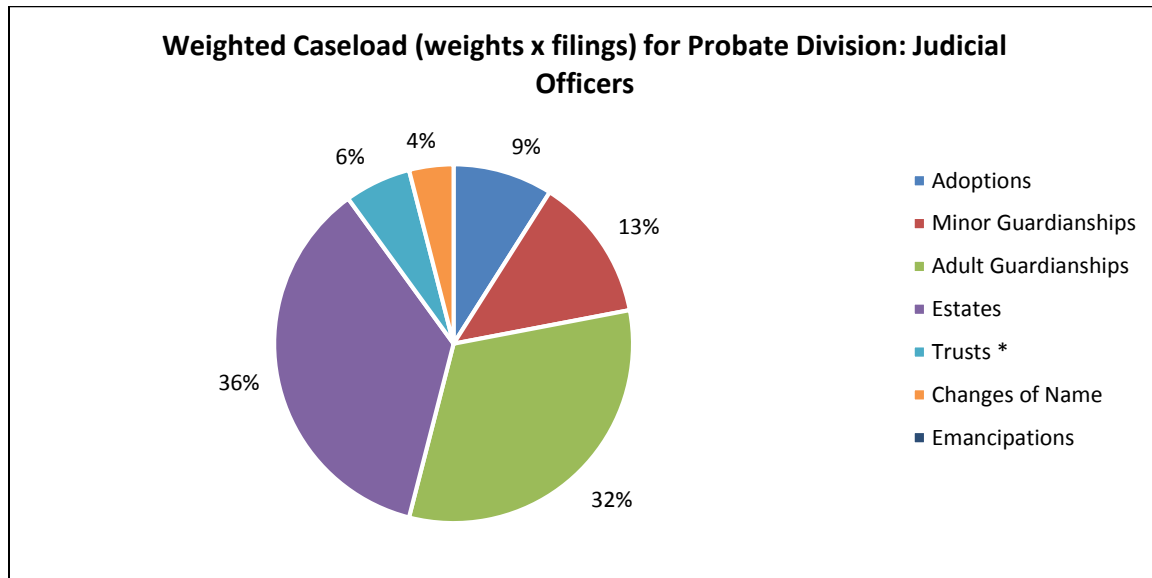
Probate Division

Introduction

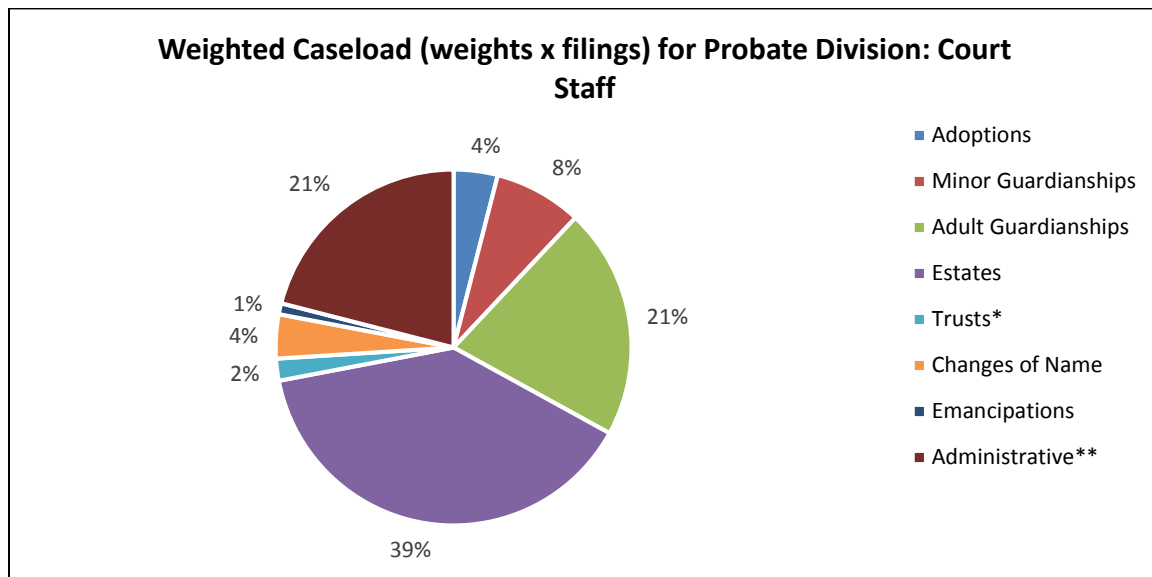
There are five major case types heard by the probate division. These include: adoptions, minor and adult guardianships, estates, and trusts. In addition, the probate division handles some smaller case types such as change of name, as well as many functions that are, for the most part, administrative such as changes to birth and death certificates, requests by an out of state minister to perform a marriage in Vermont, etc. The distribution of the major case types based on number of filings is shown in the chart below. The distribution in terms of number of filings does not reflect the relative workload for the judge and probate staff.



Weighted Caseload with FY17 Filings



*Reflects trusts pending



* Reflects trusts pending

**Administrative case types include conveyance to clear title or discharge mortgage; letters to DMV; uniform gifts to minors; vital records; cemetery; disposal of dead bodies; pre-marriage requests; and wills filed for safekeeping.

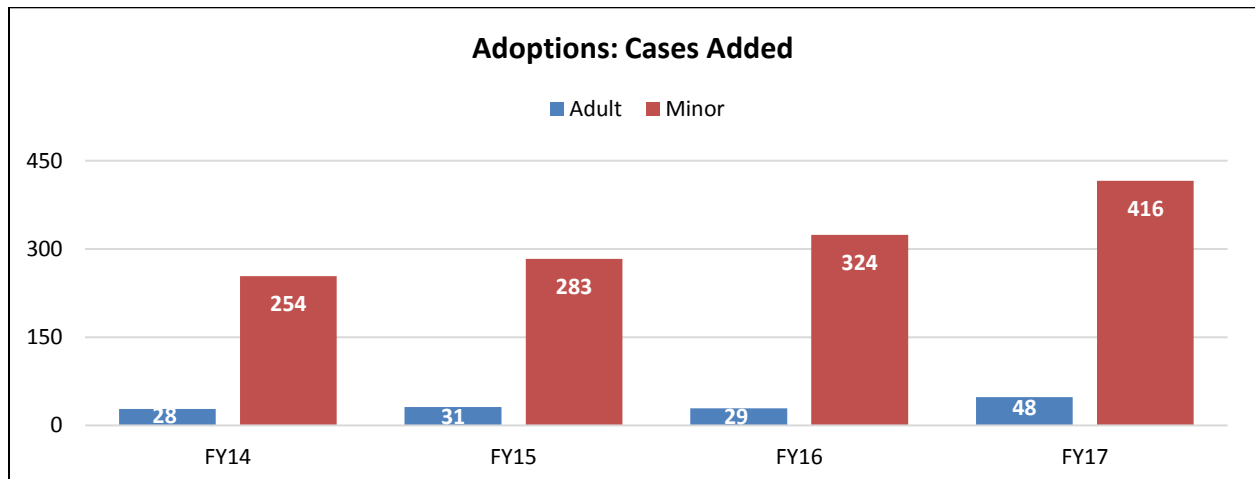
A Note about Probate Statistical Data

Prior to the unification of the Vermont Superior Court, probate cases were not on the court's case management system (VTADS). Records of filings and dispositions were maintained by hand or, in later years, electronically using a spread sheet. The process of loading all active probate cases into the court's case management system began in FY13 and is still ongoing. Until all the open probate cases are in the case management system, we can only provide limited data. For example, data on other NCSC measurements such as age of pending cases and age of case at disposition will not be available until all cases are in the case management system. In addition, the Supreme Court needs to adopt disposition goals for each of the major probate case types to create a benchmark for gauging the timeliness of disposition.

Adoption

Trends

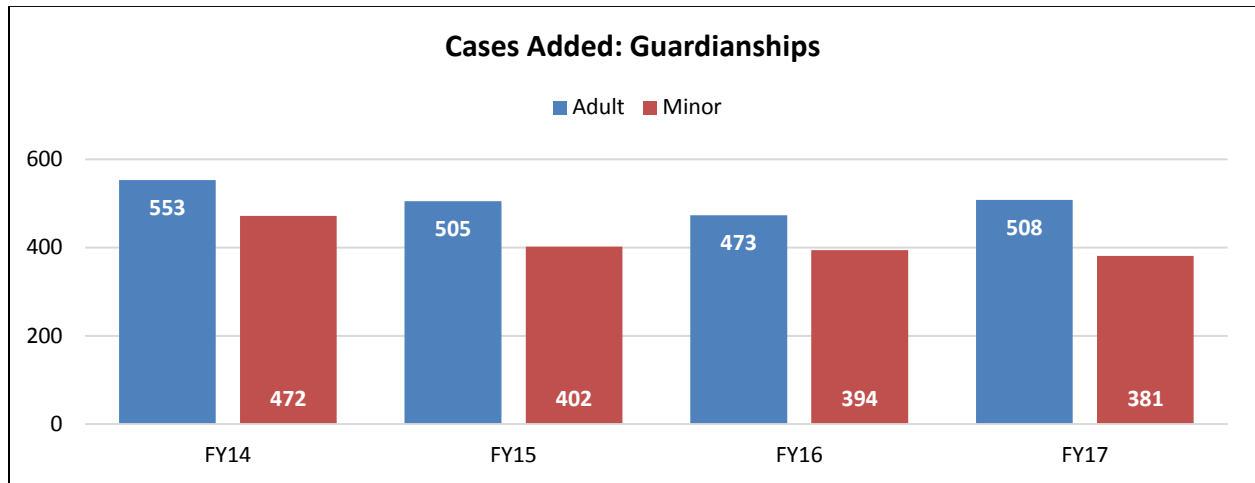
Adoption data includes cases involving the adoption of adults as well as the adoption of minors, although adoption of minors is by far the larger of the two categories. There were 28% more minor adoption petitions filed in FY17 as compared to FY16; however, when contrasted to four years ago, minor adoptions have risen 64%.



Minor and Adult Guardianships

Trends

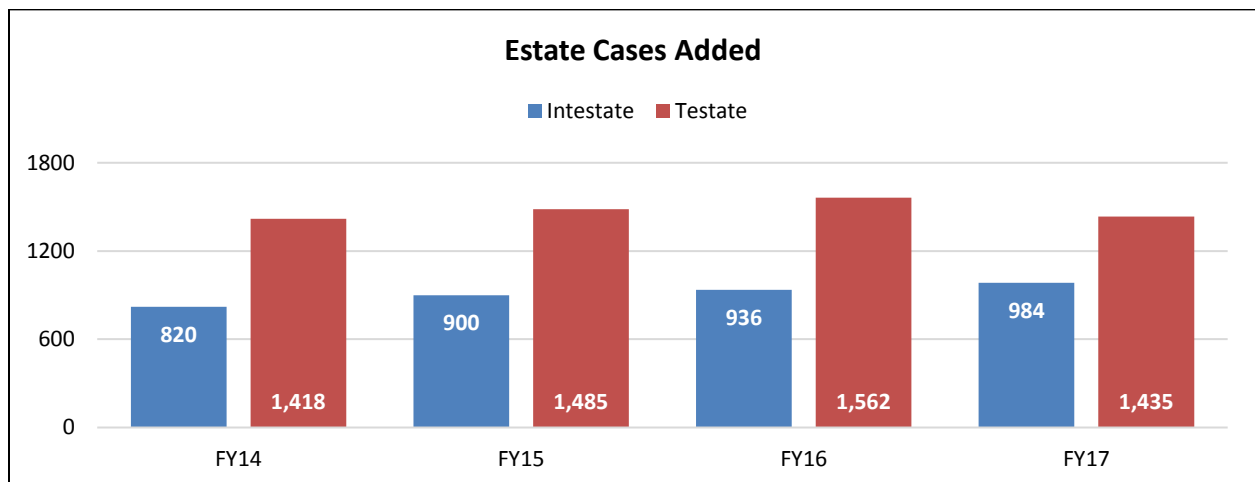
The number of adult guardianship petitions rose slightly in the last year, while the number of minor guardianships declined. When contrasted to four years ago, guardianships have declined 13%.



Estates

Trends

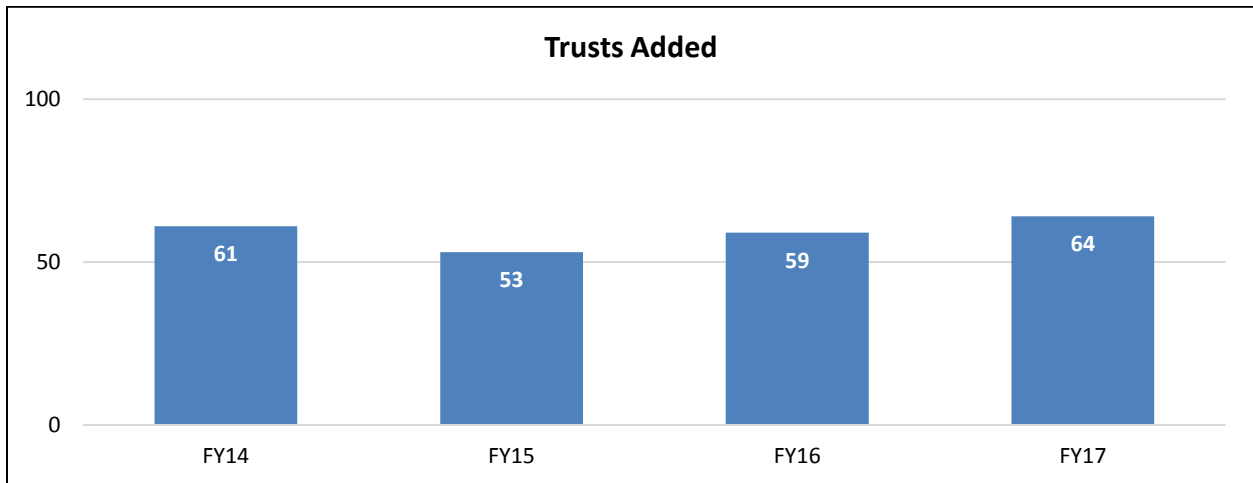
The probate court handles several different types of estates. An intestate estate is the estate of someone who died without having made a will. A testate estate is the estate of someone who left a will. The number of estate cases filed in Vermont declined slightly in FY17, mostly because of fewer testate cases. The number of intestate cases has been steadily growing over the last few years, increasing 20% since FY14.



Trusts

Trends

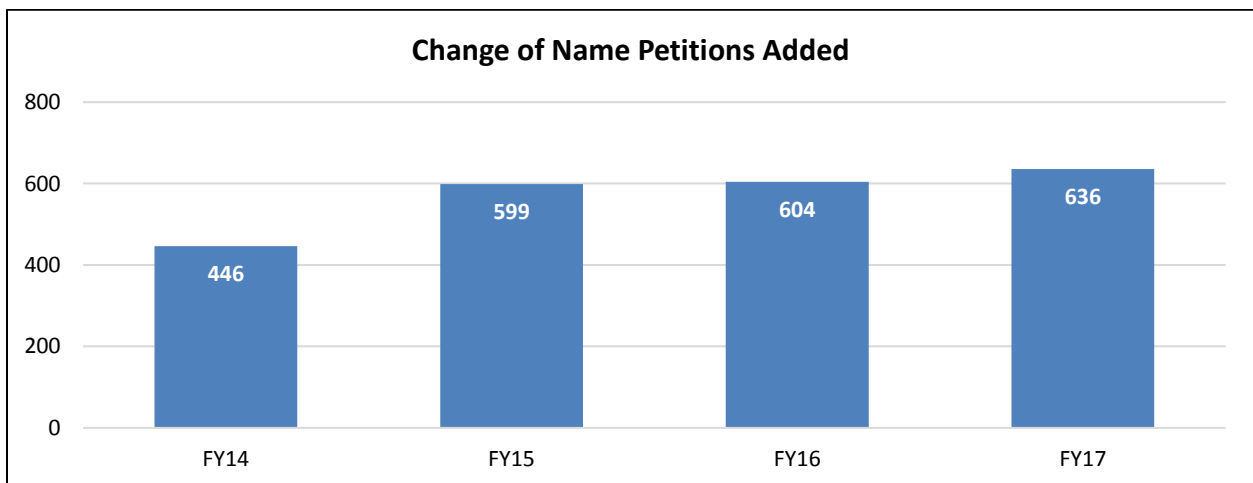
Although there was a jump in the number of trust filings in Vermont following the passage of the Uniform Trust Code (14A V.S.A. §101 et seq.), the number of filings have stabilized and remained relatively unchanged over the last four years.



Change of Name

Trends

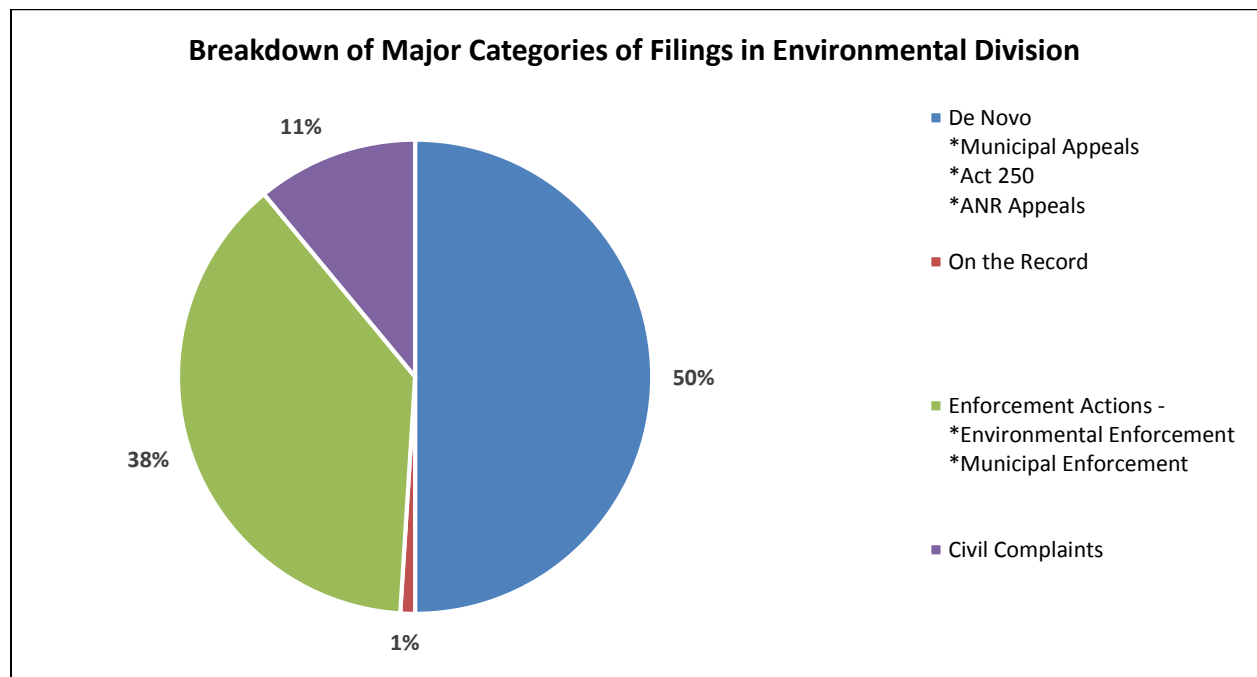
The number of petitions for a change of name has been increasing over the last four years. In FY17, 636 petitions for a change of name were filed in the probate division. This is an increase of 43% since FY14.



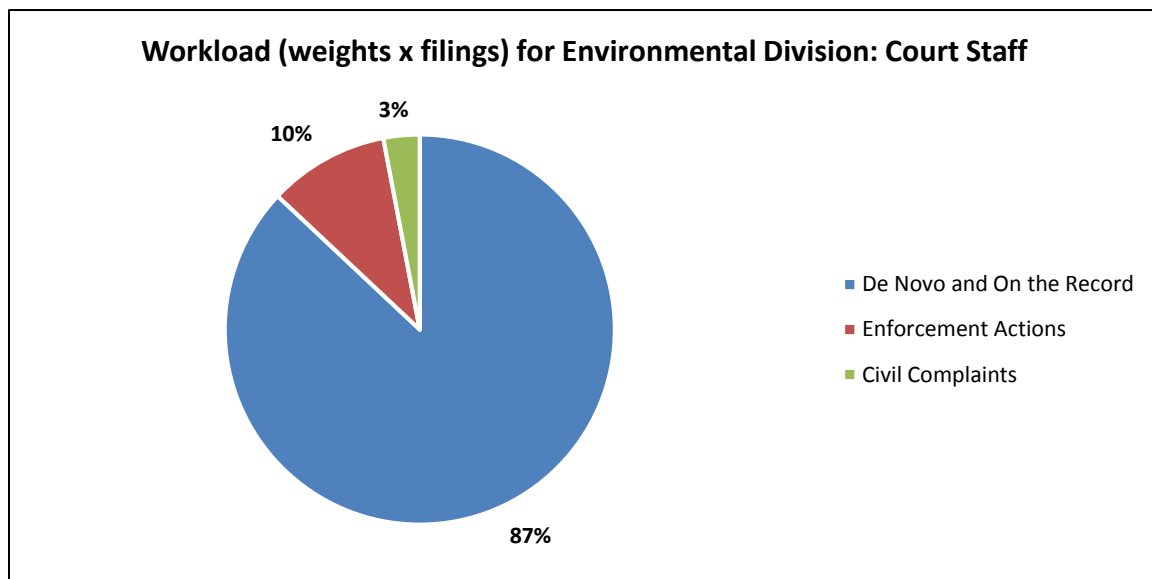
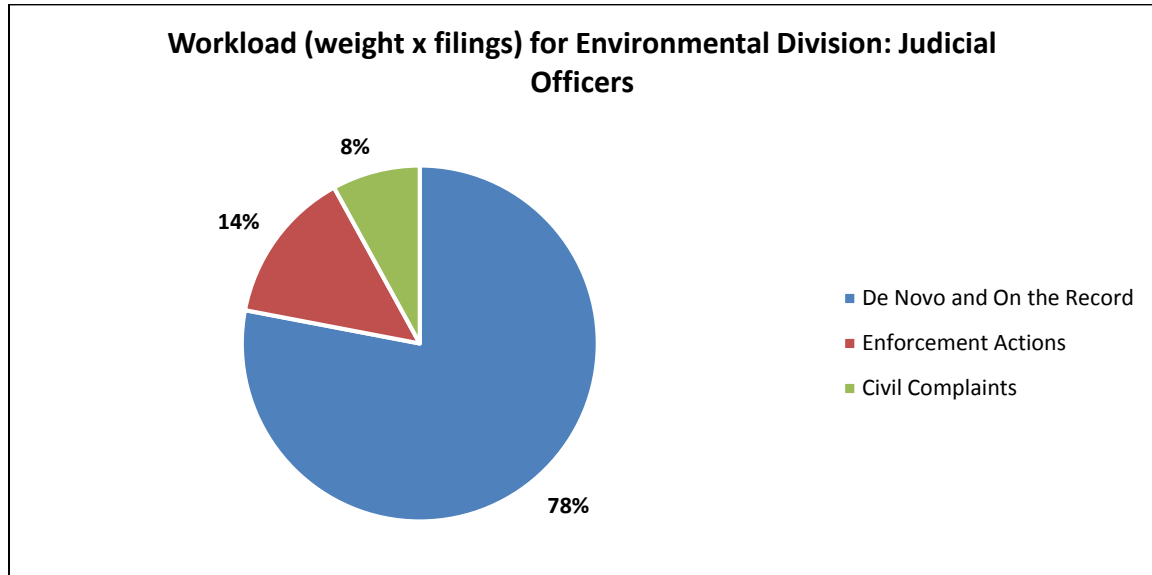
Environmental Division

The environmental division of the superior court is a statewide court responsible for hearing and deciding cases that fall into five general categories:

- 1) Requests to enforce administrative orders issued by various state land use and environmental enforcement agencies;
- 2) Environmental enforcement proceedings from various municipalities;
- 3) Appeals from municipal zoning boards, development review boards and planning commissions; (4) Appeals from land use determinations made by the various Act 250 district commissions and jurisdictional determinations by the Act 250 district coordinators;
- 4) Tickets for environmental violations such as unlawful burning, dumping in a stream or lake, or failing to abide by a permit condition or AMP (acceptable management practice).

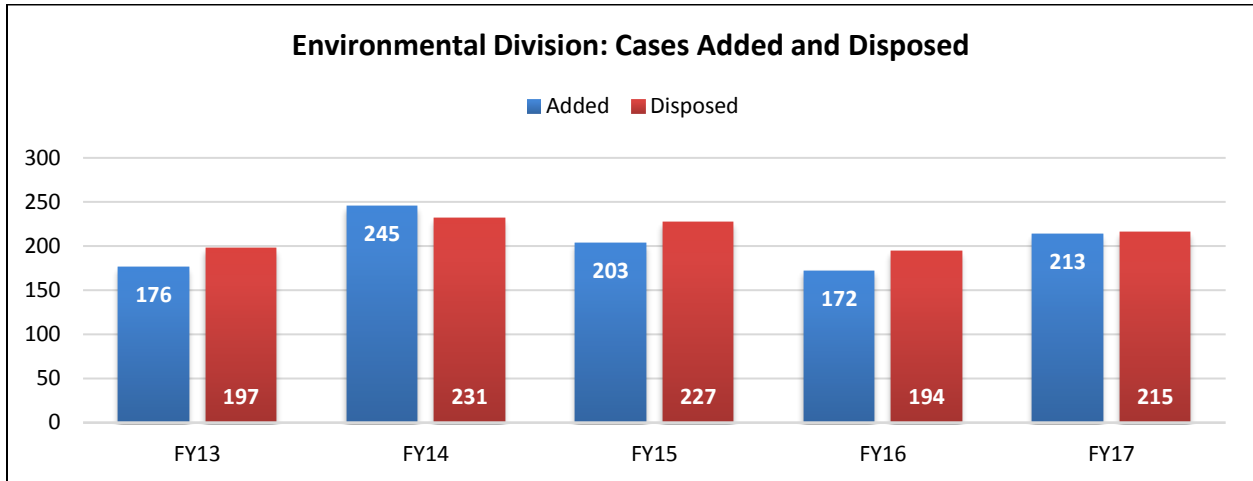


WEIGHTED CASELOAD WORKLOAD WITH FY17 FILINGS



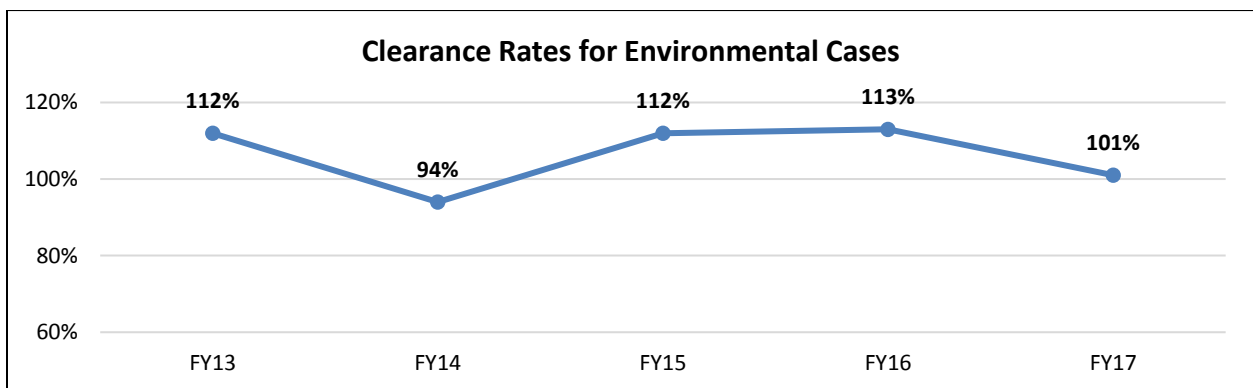
Trends

As indicated by the chart below, filings in the environmental division increased 24% from the previous year, primarily in the areas of environmental enforcement actions and municipal de novo appeals. The number of dispositions also increased (by 11%).



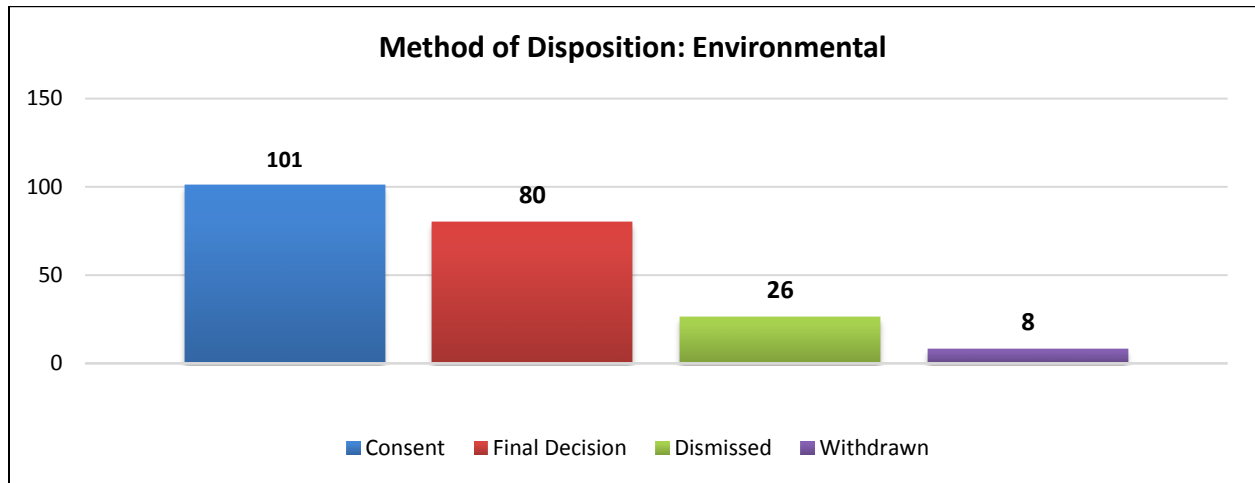
Clearance Rate

The chart below measures the clearance rate for all environmental division cases from 2013 through 2017. While the clearance rate in FY14 fell below 100%, it has rebounded in the past three years.



Method of Disposition

Approximately 47% of the cases disposed in the environmental division are resolved by agreement of the parties. Final decisions were issued by the court in 37% of the cases. 16% were dismissed or withdrawn by parties.

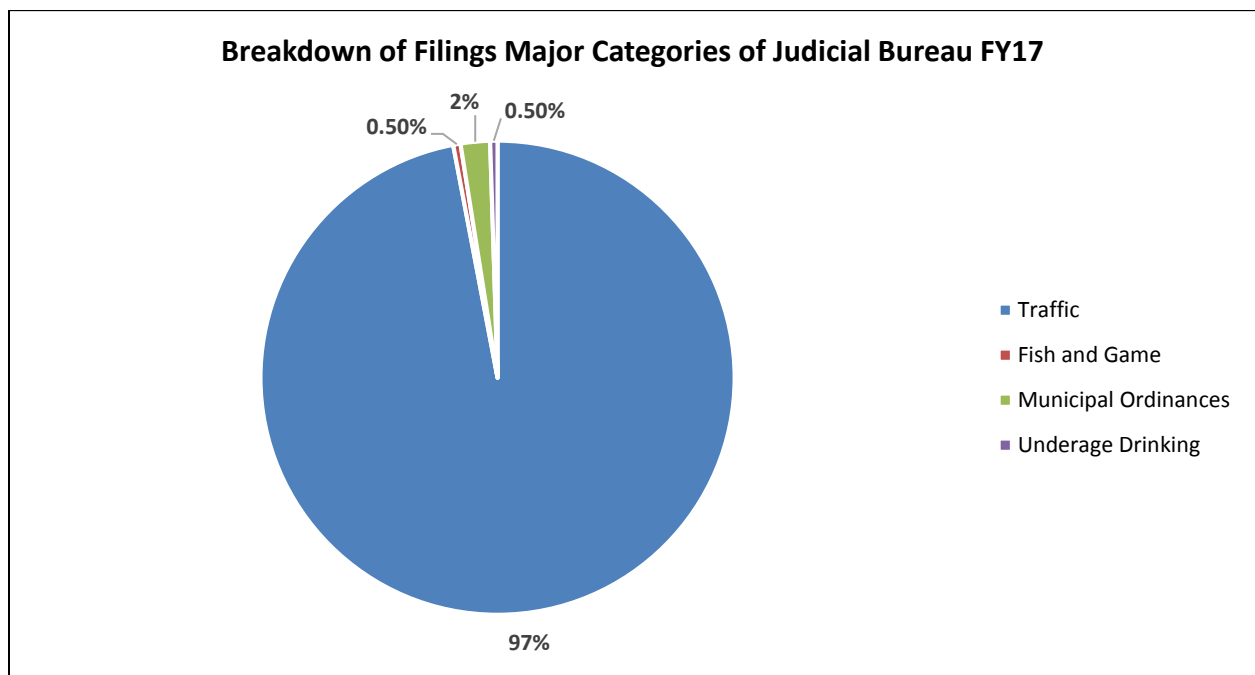


Judicial Bureau

The Judicial Bureau has statewide jurisdiction over civil violations. Police and other government officials have authority to charge civil violations, including for example:

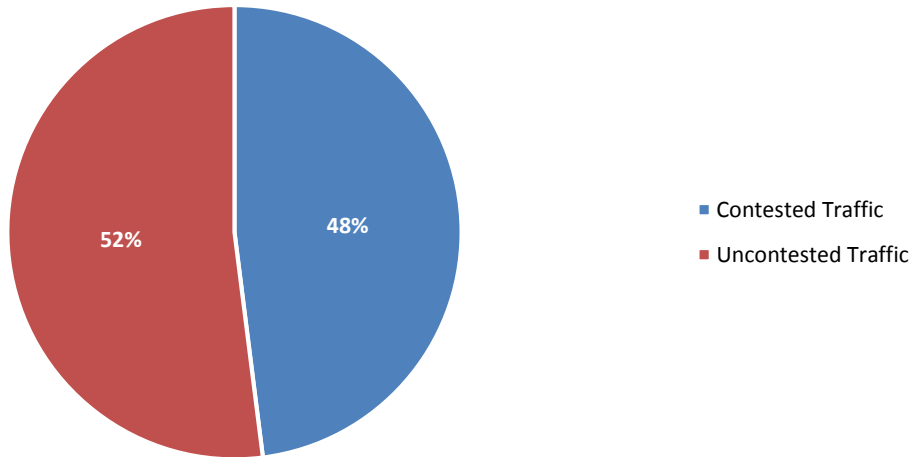
- Title 23
 - Traffic violations
- Municipal ordinance violations
- Title 10
 - Fish and wildlife violations
- Burning and waste disposal violations
- Environmental violations
- Lead hazard abatement violations
- Cruelty to animal violations
- Titles 2, 5, 7, 9, 10, 13, 16, 18, 19, 20, 21, 24 includes but not limited to:
 - violations for: Motor carrier, railroads, alcohol, tobacco, marijuana, scrap metal, water rules, waste transportation, humane treatment of animals, hazing, environmental mitigation, labor, littering and illegal dumping

The Judicial Bureau processed over 90,000 civil violation complaints in 2017. The clear majority of these were traffic tickets.

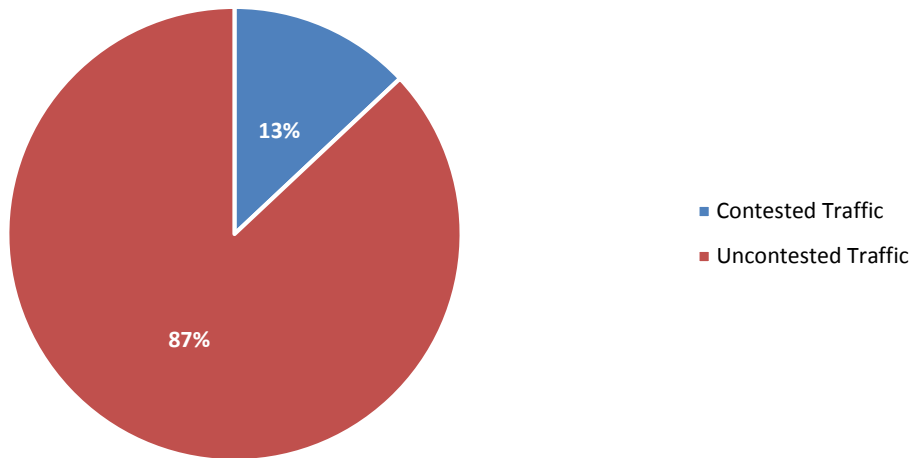


Weighted Caseload Workload with FY17 Filings

Workload (weight x filings) for Judicial Bureau: Judicial Officers

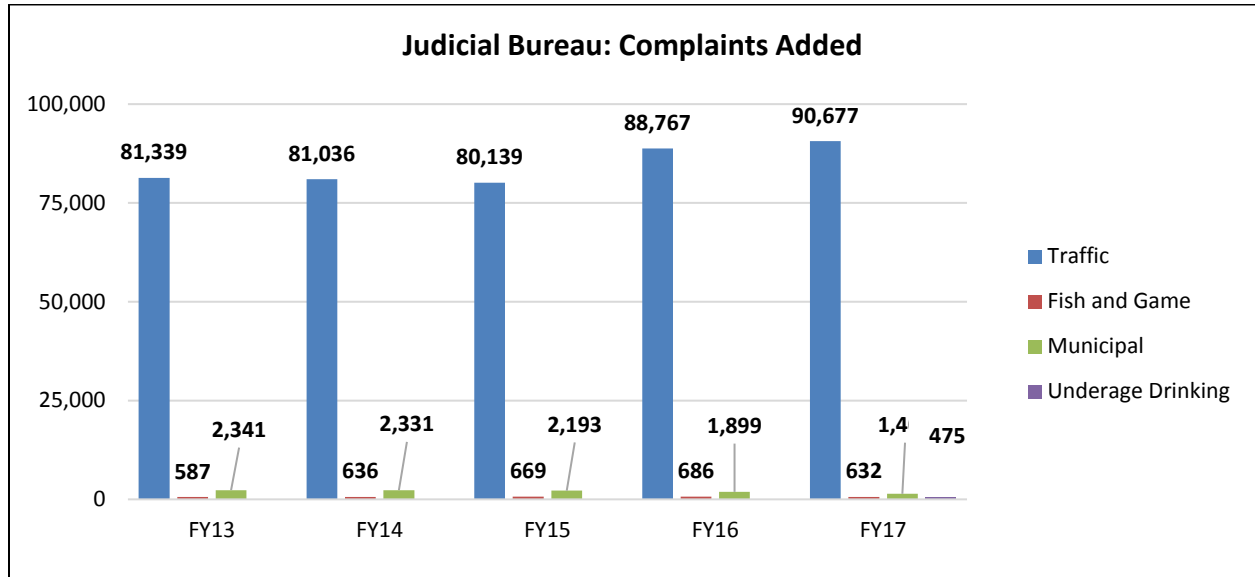


Workload (weights x filings) for Judicial Bureau: Court Staff



Trends

As indicated by the chart below, traffic filings in the Judicial Bureau were the highest in five years. Municipal and fish and game violations filings both decreased slightly in FY17. Overall, Judicial Bureau filings have increased 11% since FY13.



**Vermont Supreme Court
July 1, 2016 - June 30, 2017**

TYPES OF APPEALS FILED AND CLOSED

<u>Types of Appeals</u>	<u>Filed Appeals</u>	<u>Closed Appeals</u>	<u>Manner of Disposition</u>	<u>Appeals</u>	<u>Original Proceedings</u>
Bail	25	20	Written Opinions	104	3
Civil	254	235	Full Court Mem. (5 Justices)	7	4
Criminal	56	71	Panel Mem. (3 Justices)	134	0
Habeas	2	1	Lack of Progress	41	1
Juvenile	49	51	Stipulation/Withdrawal	50	0
Post Convictions	17	6	Misc. Mem.	48	23
Small Claims	0	0			
			Total Closed	384	31
Totals	403	384			
			<u>Presentation of Cases Considered</u>		
Board of Bar Examiners	3	2	Oral Argument	170	
Disciplinary Matters	13	7	Submitted on Briefs	86	
Extraordinary	6	5			
Habeas	0	0	Total	256	
Other	0	1			
5(b)	11	11	<u>Original Proceedings</u>		
5.1	4	3	Oral Argument	1	
6(b)	2	2	Submitted on Pleadings	30	
Totals	39	31	Total	31	
Grand Total of Appeals	442	415			
<u>Origin of Appeals</u>					
Boards, etc.	58	43			
Civil Division	129	117			
Criminal Division	87	92			
Environmental Division	14	14			
Family Division	113	115			
Probate Division	2	3			
Totals	403	384			

VERMONT SUPREME COURT
July 1, 2016 - June 30, 2017

OPINIONS

Number of Opinions Written

Chief Justice Reiber	18	Also wrote two dissenting opinions.
Associate Justice Dooley	20	Also wrote two dissenting opinions, and one concurring opinion.
Associate Justice Skoglund	23	Also wrote two dissenting opinions.
Associate Justice Robinson	23	Also wrote three dissenting opinions, two concurring and dissenting opinions, and one concurring opinion.
Associate Justice Eaton	20	
Associate Justice Carroll	1	
Per Curiam	2	
Total	107	

Results in Appeals
Closed by Written Opinions

Results in Original
Proceedings Closed by
Written Opinions

Affirmed	57		1	
Affirmed in part, struck in part and remanded in part	1			
Affirmed in part; reversed in part	7			
Affirmed in part; vacated in part	3			
Dismissed	3		1	
Reversed	10			
Reversed and remanded	23			
Other			1	
Totals	104		3	

**Vermont Supreme Court
July 1, 2016 - June 30, 2017**

CASES PENDING AS OF JULY 1, 2016

213

	Age of Appeals Pending	
	Less than 6 months	142
	6 to 12 months	59
	1 to 1 ½ years	31
	1 ½ to 2 years	0
	2 to 2 ½ years	6
	2 ½ to 3 years	0
	Over 3 years	2
	TOTAL	240

RECONCILIATION	
----------------	--

[illegible]

Family Division

1. Juvenile: Children in Need of Care and Supervision

Fiscal Year	ADDED	DISPOSED	PENDING	CLEARANCE
2013	880	872	368	99%
2014	1,021	882	514	88%
2015	1,253	1,008	616	82%
2016	1,286	1,102	643	87%
2017	1,147	996	631	92%

CHINS by Case Type

ADDED	Fiscal Year				
	2013	2014	2015	2016	2017
Abuse and Neglect	655	805	1,059	1,065	917
Beyond Parental Control	91	93	82	85	65
Truant	134	123	112	136	165
Grand Total	880	1,021	1,253	1,286	1,147

CHINS – Method of Disposition

Fiscal Year	Needs Supervision	Delinquent	Dismissed by Court	Diversion Complete	Withdrawn	Change of Venue
2013	643	0	52	0	166	11
2014	635	0	63	0	171	13
2015	708	0	69	0	204	27
2016	750	0	103	0	219	30
2017	666	0	73	0	243	14

2. Juvenile – Delinquency / Youthful Offender

Fiscal Year	ADDED	DISPOSED	PENDING	CLEARANCE
2013	888	979	136	110%
2014	720	694	144	96%
2015	742	699	159	94%
2016	775	712	170	92%
2017	730	636	225	87%

Delinquency: Filings by Case Type

ADDED	Fiscal Year				
VTADS Sub-Module	2013	2014	2015	2016	2017
Delinquency	816	666	700	732	699
Youthful Offender	72	54	42	43	31
Grand Total	888	720	742	775	730

Delinquency filings by NCSC case type

ADDED	Fiscal Year				
NCSC Case Type	2013	2014	2015	2016	2017
Domestic Violence	63	58	72	59	60
Drug	106	50	50	40	52
Motor Vehicle - DWI/DUI	8	7	4	7	6
Motor Vehicle - Other	26	25	16	35	44
Other	0	0	0	0	0
Person	193	190	200	234	190
Property	138	104	99	127	119
Protection	8	3	4	7	3
Public Order	346	283	297	266	256
Unknown	0	0	0	0	0
Grand Total	888	720	742	775	730

Delinquency: Method of Disposition

Fiscal Year	Needs Supervision	Delinquent	Dismissed by Court	Diversion Complete	Withdrawn	Change of Venue
2013	0	384	44	283	248	20
2014	0	309	29	168	177	11
2015	0	245	34	206	206	8
2016	0	259	37	188	210	18
2017	0	212	42	194	178	10

3. Juvenile – Termination of Parental Rights

Fiscal Year	ADDED	DISPOSED	PENDING	CLEARANCE
2013	235	232	107	99%
2014	248	227	128	92%
2015	334	240	218	72%
2016	383	343	256	90%
2017	307	385	176	125%

4. Domestic (initial filing)

Fiscal Year	ADDED	DISPOSED	PENDING	CLEARANCE
2013	4,831	4,937	1,712	104%
2014	4,683	4,770	1,595	103%
2015	4,265	4,226	1,582	100%
2016	3,853	3,943	1,472	103%
2017	3,845	3,738	1,493	98%

Domestic Filings by Case Type

Added	Fiscal Year				
NCSC Case Type	2013	2014	2015	2016	2017
Dissolution/Divorce	3,005	3,007	2,632	2,484	2,449
Domestic Relations - Other	506	455	472	380	346
Parentage	1,320	1,221	1,161	989	1,050
Grand Total	4,831	4,683	4,265	3,853	3,845

Domestic Method of Disposition

Fiscal Year	Contested Judgment	Consent Judgment	Default Judgment	Dismiss by Court	Withdrawn	Change of Venue
2013	381	2,964	365	690	483	54
2014	342	2,941	373	658	420	36
2015	322	2,578	297	602	380	47
2016	351	2,348	282	545	377	40
2017	308	2,283	269	475	358	45

5. Domestic – Child Support

Fiscal Year	ADDED	DISPOSED	PENDING	CLEARANCE
2013	8,452	8,800	2,828	104%
2014	8,013	8,138	2,755	102%
2015	7,862	7,805	2,855	99%
2016	6,940	7,366	2,495	106%
2017	6,954	6,574	2,948	95%

Child Support: Filings by Case Type

Fiscal Year	Establish IV-D	Establish Not IV-D	Modify/Enforce IV-D	Modify/Enforce Not IV-D	Total
2013	1,497	1,590	4,664	701	8,452
2014	1,304	1,556	4,446	707	8,013
2015	1,259	1,458	4,570	575	7,862
2016	1,002	1,436	3,982	520	6,940
2017	1,086	1,348	4,045	475	6,954

Child Support: Method of Disposition

Fiscal Year	Uncontested	Contested	Dismissed	Other	Total
2013	6,281	1,309	466	744	8,800
2014	5,906	1,224	398	610	8,138
2015	4,413	883	693	608	6,597
2016	5,160	1,201	345	660	7,366
2017	4,824	836	299	605	6,574

6. Domestic – Post Judgment –non child support

Fiscal Year	ADDED	DISPOSED	PENDING	CLEARANCE
2013	4,480	4,553	1,369	102%
2014	3,807	3,770	785	99%
2015	4,442	4,353	1,435	98%
2016	3,078	3,057	867	99%
2017	3,980	3,658	1,560	92%

Post Judgment: Method of Disposition

Fiscal Year	Granted Uncontested	Dismissed	Granted Contested	Change of Venue/Other	Disposed
2013	2,810	205	885	653	4,553
2014	2,759	86	688	237	3,770
2015	2,776	185	823	569	4,353
2016	2,212	77	534	234	3,057
2017	2,489	129	574	466	3,658

7. Domestic – Protective Order for Relief from Abuse (RFA) [Exploitation cases not included]

Fiscal Year	ADDED	DISPOSED	PENDING	CLEARANCE
2013	3,476	3,497	99	101%
2014	3,365	3,330	143	99%
2015	3,208	3,186	147	99%
2016	3,400	3,390	151	100%
2017	3,125	3,156	113	101%

RFA: Method of Disposition

Fiscal Year	Temporary Order Denied	Temporary Order Granted	Final Order Denied	Final Order Granted	Change of Venue
2013	767	2,718	1,604	1,114	12
2014	782	2,538	1,446	1,092	10
2015	775	2,394	1,290	1,104	17
2016	873	2,504	1,351	1,153	13
2017	759	2,386	1,244	1,142	11

8. Mental Health

Fiscal Year	ADDED	DISPOSED	PENDING	CLEARANCE
2013	798	801	112	100%
2014	843	852	103	101%
2015	1,015	991	126	98%
2016	1,052	1,055	122	100%
2017	1,104	1,064	162	96%

Mental Health: Filings by Case Type

Filed	Fiscal Year				
Case Type	2013	2014	2015	2016	2017
Application for Involuntary Medication	49	85	79	96	69
Application for Involuntary Treatment	455	403	552	596	671
Continued Treatment	294	355	384	360	364
Grand Total	798	843	1,015	1,052	1,104

Mental Health: Method of Disposition

Fiscal Year	Contested Judgment	Consent Judgment	Dismiss by Court	Withdrawn	Change of Venue
2013	74	309	13	388	17
2014	147	372	9	293	31
2015	153	404	19	353	62
2016	165	338	11	446	95
2017	126	289	13	485	151

Criminal Division

1. Felonies

Fiscal Year	ADDED	DISPOSED	PENDING	CLEARANCE
2013	3,500	3,335	1,975	95%
2014	3,408	3,612	1,946	106%
2015	3,091	3,192	1,921	103%
2016	3,364	2,923	2,340	87%
2017	3,396	3,199	2,483	95%

Felony Filings by National Center for State Courts (NCSC) case type

Filings	Fiscal Year				
NCSC Case Type	2013	2014	2015	2016	2017
Domestic Violence	462	457	477	503	497
Drug	544	513	409	439	538
Motor Vehicle - DWI/DUI	299	331	262	302	280
Motor Vehicle - Other	113	105	131	151	142
Other	0	0	0	0	0
Person	607	611	634	704	685
Property	868	873	679	749	719
Protection	91	79	65	65	64
Public Order	516	439	432	449	470
Unknown	0	0	0	0	0
Weapon	0	0	2	2	1
Grand Total	3,500	3,408	3,091	3,364	3,396

Felonies: Method of Disposition

Fiscal Year	Plea	Court Trial	Jury Trial	Dismiss	Transfer
2013	2,545	1	45	694	50
2014	2,625	3	39	898	47
2015	2,418	6	57	675	36
2016	2,142	4	53	684	40
2017	2,315	7	52	770	55

2. Misdemeanors

Fiscal Year	ADDED	DISPOSED	PENDING	CLEARANCE
2013	14,226	14,382	3,114	101%
2014	12,981	13,548	3,141	104%
2015	12,787	12,152	3,431	95%
2016	12,390	12,068	3,866	97%
2017	11,159	10,719	4,191	96%

Misdemeanors filings by NCSC case type

Filings	Fiscal Year				
NCSC Case Type	2013	2014	2015	2016	2017
Domestic Violence	801	776	767	726	702
Drug	1,338	388	389	413	466
Motor Vehicle - DWI/DUI	2,813	2,714	2,650	2,644	2,486
Motor Vehicle - Other	2,978	3,182	3,372	2,510	2,034
Other	0	0	0	0	1
Person	980	957	966	937	867
Property	1,871	1,739	1,617	1,838	1,439
Protection	324	291	264	338	285
Public Order	3,119	2,933	2,760	2,982	2,878
Unknown	0	0	0	0	0
Weapon	2	1	2	2	1
Grand Total	14,226	12,981	12,787	12,390	11,159

Misdemeanor: Method of Disposition

Fiscal Year	Plea	Court Trial	Jury Trial	Dismiss	Transfer
2013	9,501	20	49	4,721	91
2014	8,591	13	45	4,809	90
2015	7,844	18	55	4,136	99
2016	7,105	12	57	4,764	130
2017	6,267	8	47	4,302	95

Civil Division

1. Major Civil

Fiscal Year	ADDED	DISPOSED	PENDING	CLEARANCE
2013	7,454	6,618	4,050	89%
2014	6,867	7,260	3,726	106%
2015	6,694	6,996	3,563	105%
2016	5,954	6,342	3,174	107%
2017	5,731	6,196	2,935	108%

Major Civil by Case Type

Cases Added	Fiscal Year				
Case Type	2013	2014	2015	2016	2017
Appeal	185	134	163	166	130
Claim Against Government	24	35	26	35	36
Collections	1,637	1,871	1,631	1,156	1,057
Contract	272	256	278	238	292
Declaratory Relief	116	140	134	116	93
Employment	38	33	36	29	18
Foreclosure	2,023	1,236	1,218	1,025	883
Govt Enforcement	29	55	41	51	56
Landlord/Tenant	1,678	1,791	1,807	1,690	1,782
Miscellaneous	520	389	405	410	367
Prisoner Cases	353	412	434	522	452
Real Property	63	50	62	65	68
Tort	516	465	459	451	497
Grand Total	7,454	6,867	6,694	5,954	5,731

Major Civil: Method of Disposition

Fiscal Year	Jury Trial	Court Trial	Summary Judgment	Default Judgment	Consent Judgment	Dismiss by Court	Withdrawn	Change of Venue
2013	17	566	549	1,717	532	1,303	1,894	40
2014	28	685	584	1,840	643	1,516	1,939	25
2015	22	749	505	1,646	551	1,540	1,948	35
2016	29	680	347	1,495	530	1,442	1,775	44
2017	23	634	367	1,452	495	1,397	1,795	33

2. Small Claims

Fiscal Year	ADDED	DISPOSED	PENDING	CLEARANCE
2013	5,069	5,389	1,084	106%
2014	6,315	5,581	1,911	89%
2015	5,757	6,154	1,581	107%
2016	3,595	4,352	919	121%
2017	3,112	2,863	1,193	92%

Small Claims: Method of Disposition

Fiscal Year	Jury Trial	Court Trial	Summary Judgment	Default Judgment	Consent Judgment	Dismiss by Court	Withdrawn	Change of Venue
2013	3	801	0	734	1,862	1,128	846	15
2014	3	740	0	620	2,337	1,122	748	11
2015	0	808	0	826	2,119	1,572	811	18
2016	0	539	0	566	1,017	1,634	581	15
2017	0	415	0	456	743	793	445	11

3. Civil Protection against Stalking and Sexual Assault

Fiscal Year	ADDED	DISPOSED	PENDING	CLEARANCE
2013	683	677	31	99%
2014	702	700	34	100%
2015	706	701	44	99%
2016	796	802	33	101%
2017	883	852	51	98%

Civil Protection: Method of Disposition

Fiscal Year	Temporary Order Denied	Temporary Order Granted	Final Order Denied	Final Order Granted	Change of Venue
2013	209	465	315	150	3
2014	287	412	252	160	1
2015	273	428	254	174	0
2016	339	458	252	206	5
2017	248	602	342	260	2

Probate Division

ADDED			
VTADS Sub-Module	Case Type	Fiscal Year	Total
Adoption	Adoption-Adult	2014	28
		2015	31
		2016	29
		2017	48
	Adoption-Child	2014	254
		2015	283
		2016	324
		2017	416
Guardianship	Guardianship–Adult	2014	553
		2015	505
		2016	473
		2017	508
	Guardianship–Juvenile	2014	472
		2015	402
		2016	394
		2017	381
	Guardianship-Unknown ("Unknown" = Permanent Guardianships)	2014	21
		2015	17
		2016	41
		2017	58
Estate	Intestate	2014	820
		2015	900
		2016	936
		2017	984
	Testate	2014	1,418
		2015	1,485
		2016	1,562
		2017	1,435
Trust	Trust	2014	61
		2015	53
		2016	59
		2017	64
Change of Name	Change of Name	2014	446
		2015	599
		2016	604
		2017	636
Emancipation	Emancipation	2014	10
		2015	8
		2016	12
		2017	10
Administrative	Administrative	2014	2,121
		2015	3,141
		2016	3,460
		2017	3,406

Environmental Division

Fiscal Year	ADDED	DISPOSED	CLEARANCE-RATE
2013	176	197	112%
2014	245	231	94%
2015	203	227	112%
2016	172	194	113%
2017	213	215	101%

Environmental Cases Added by Case Type

Case Type	FY13	FY14	FY15	FY16	FY17
ANR/NRB Enforcement	53	55	42	46	64
Municipal Appeal	76	104	73	59	71
Municipal Enforcement	15	11	22	15	16
Act 250	20	12	15	11	20
ANR De Novo Appeal	12	12	8	9	17
Civil Complaints	0	51	41	28	24
Other	0	0	2	4	1
Grand Total	176	245	203	172	213

Environmental: Method of Disposition

Fiscal Year	Settled By Consent Order of Assurance	Final Decision	Dismissed by Court	Withdrawn	Grand Total
2013	80	86	21	10	197
2014	107	95	17	12	231
2015	78	107	23	19	227
2016	52	94	19	10	194
2017	101	80	26	8	215

Judicial Bureau

Fiscal Year	Traffic	Fish & Game	Municipal	Year Total
2013	81,339	587	2,341	84,267
2014	81,036	636	2,331	84,003
2015	80,139	669	2,193	83,001
2016	88,767	686	1,899	91,352
2017	94,485 3808 were later voided	632	1,403	92,712 (does not include voided tickets)

Family Division

Juvenile: Children in Need of Care and Supervision

Fiscal Year	ADDED	DISPOSED	PENDING	CLEARANCE
2013	37	33	18	89%
2014	57	49	27	86%
2015	79	55	44	70%
2016	70	55	56	79%
2017	79	65	62	82%

CHINS: Filings by Case Type

ADDED	Fiscal Year				
	2013	2014	2015	2016	2017
Abuse and Neglect	29	47	69	64	69
Beyond Parental Control	6	7	9	5	7
Truant	2	3	1	1	3
Grand Total	37	57	79	70	79

CHINS: Method of Disposition

Fiscal Year	Needs Supervision	Delinquent	Dismissed by Court	Diversion Complete	Withdrawn	Change of Venue
2013	31	0	0	0	2	0
2014	44	0	2	0	1	2
2015	43	0	4	0	7	1
2016	38	0	7	0	9	1
2017	50	0	2	0	12	1

Juvenile: Delinquency

Fiscal Year	ADDED	DISPOSED	PENDING	CLEARANCE
2013	53	52	8	98%
2014	49	46	12	94%
2015	60	55	13	92%
2016	52	48	12	92%
2017	50	44	22	88%

Delinquency: Filings by Case Type

ADDED	Fiscal Year				
VTADS Sub-Module	2013	2014	2015	2016	2017
Delinquency	52	49	59	51	49
Youthful Offender	1	0	1	1	1
Grand Total	53	49	60	52	50

Delinquency: Filings by NCSC
Case Type

ADDED	Fiscal Year				
NCSC Case Type	2013	2014	2015	2016	2017
Domestic Violence	3	2	3	1	3
Drug	9	16	10	9	8
Motor Vehicle - DWI/DUI	0	1	0	0	1
Motor Vehicle - Other	1	0	1	4	6
Other	0	0	0	0	0
Person	15	7	8	15	8
Property	8	8	6	9	5
Protection	0	0	0	0	0
Public Order	17	15	32	14	19
Unknown	0	0	0	0	0
Grand Total	53	49	60	52	50

Delinquency: Method of
Disposition

Fiscal Year	Needs Supervision	Delinquent	Dismissed by Court	Diversion Complete	Withdrawn	Change of Venue
2013	0	26	2	16	8	0
2014	0	25	1	12	8	0
2015	0	17	5	30	3	0
2016	0	16	0	29	3	0
2017	0	17	5	15	7	0

Juvenile: Termination of Parental Rights

Fiscal Year	Added	Disposed	Pending	Clearance
2013	18	24	0	133%
2014	11	11	0	100%
2015	26	18	8	69%
2016	20	20	8	100%
2017	11	12	7	109%

Domestic: Divorce/Parentage (initial filing)

Fiscal Year	Added	Disposed	Pending	Clearance
2013	230	240	6	104%
2014	242	262	10	108%
2015	189	197	11	104%
2016	196	197	8	101%
2017	189	171	22	90%

Domestic: Filings by Case Type

Added	Fiscal Year				
NCSC Case Type	2013	2014	2015	2016	2017
Dissolution/Divorce	157	156	121	139	126
Domestic Relations - Other	32	27	30	20	18
Parentage	41	59	38	37	45
Grand Total	230	242	189	196	189

Domestic: Method of Disposition

Fiscal Year	Contested Judgment	Consent Judgment	Default Judgment	Dismiss by Court	Withdrawn	Change of Venue
2013	17	157	12	28	19	7
2014	20	180	1	30	28	3
2015	14	138	6	21	14	4
2016	14	130	8	27	18	0
2017	14	123	7	12	14	1

Domestic: Child Support

Fiscal Year	Added	Disposed	Pending	Clearance
2013	372	393	137	106%
2014	355	388	103	109%
2015	340	328	122	96%
2016	294	329	88	112%
2017	326	294	120	90%

Child Support: Filings by Case Type

Fiscal Year	Establish IV-D	Establish Not IV-D	Modify/Enforce IV-D	Modify/Enforce Not IV-D	Total
2013	40	103	183	46	372
2014	55	95	161	44	355
2015	34	89	183	34	340
2016	33	80	145	36	294
2017	33	80	179	34	326

Child Support: Method of Disposition

Fiscal Year	Uncontested	Contested	Dismissed	Other	Total
2013	237	29	39	88	393
2014	252	30	31	75	388
2015	212	27	18	71	328
2016	223	37	16	53	329
2017	208	25	24	37	294

Domestic – Post Judgment –non child support

Fiscal Year	Added	Disposed	Pending	Clearance
2013	187	194	64	104%
2014	192	198	40	103%
2015	182	163	55	90%
2016	164	159	61	97%
2017	194	177	72	91%

Post Judgment: Method of Disposition

Fiscal Year	Granted Uncontested	Dismissed	Granted Contested	Change of Venue/Other	Disposed
2013	93	9	18	74	194
2014	130	6	44	18	198
2015	109	4	36	14	163
2016	93	6	39	21	159
2017	110	16	16	35	177

Domestic – Protective Order for Relief from Abuse (RFA)

Fiscal Year	Added	Disposed	Pending	Clearance
2013	162	162	5	100%
2014	141	143	4	101%
2015	181	179	5	99%
2016	187	188	3	101%
2017	151	147	6	97%

RFA: Method of Disposition

Fiscal Year	Temporary Order Denied	Temporary Order Granted	Final Order Denied	Final Order Granted	Change of Venue
2013	48	114	70	44	0
2014	40	103	53	50	0
2015	52	125	69	56	2
2016	48	140	68	72	0
2017	36	111	55	56	0

Mental Health

Fiscal Year	Added	Disposed	Pending	Clearance
2013	13	13	6	100%
2014	21	24	3	114%
2015	15	13	5	87%
2016	15	17	3	113%
2017	24	21	6	88%

Mental Health: Filings by Case Type

Filed	Fiscal Year				
Case Type	2013	2014	2015	2016	2017
Application for Involuntary Medication	0	3	0	0	0
Application for Involuntary Treatment	0	0	5	8	13
Continued Treatment	13	18	10	7	11
Grand Total	13	21	15	15	24

Mental Health: Method of Disposition

Fiscal Year	Contested Judgment	Consent Judgment	Dismiss by Court	Withdrawn	Change of Venue
2013	0	11	0	0	2
2014	1	16	0	3	4
2015	1	5	0	3	4
2016	0	6	0	5	6
2017	0	6	1	5	9

Criminal Division

Felonies

Fiscal Year	Added	Disposed	Pending	Clearance
2013	177	156	124	88%
2014	148	163	106	110%
2015	124	136	94	110%
2016	102	102	97	100%
2017	106	118	80	111%

Felonies: Filed by NCSC case type

Filings	Fiscal Year				
NCSC Case Type	2013	2014	2015	2016	2017
Domestic Violence	16	15	22	7	16
Drug	41	26	13	8	12
Motor Vehicle - DWI/DUI	23	16	14	16	22
Motor Vehicle - Other	7	4	11	8	9
Other	0	0	0	0	0
Person	26	28	27	19	20
Property	47	36	19	21	17
Protection	4	2	6	3	5
Public Order	13	21	12	20	5
Unknown	0	0	0	0	0
Weapon	0	0	0	0	0
Grand Total	177	148	124	102	106

Felonies: Method of disposition

Fiscal Year	Plea	Court Trial	Jury Trial	Dismiss	Transfer
2013	126	0	5	18	7
2014	137	0	2	22	2
2015	118	0	2	15	1
2016	79	0	1	21	1
2017	88	0	2	20	8

Misdemeanors

Fiscal Year	Added	Disposed	Pending	Clearance
2013	767	826	159	108%
2014	528	617	132	117%
2015	492	480	128	98%
2016	397	415	167	105%
2017	419	355	201	85%

Misdemeanors: Filed by NCSC case type

Filings	Fiscal Year				
NCSC Case Type	2013	2014	2015	2016	2017
Domestic Violence	41	26	18	28	24
Drug	156	16	10	8	9
Motor Vehicle - DWI/DUI	167	146	152	142	150
Motor Vehicle - Other	155	156	139	67	67
Other	0	0	0	0	0
Person	40	28	31	23	20
Property	81	64	49	53	46
Protection	15	6	6	15	8
Public Order	112	86	87	61	95
Unknown	0	0	0	0	0
Weapon	0	0	0	0	0
Grand Total	767	528	492	397	419

Misdemeanors: Method of disposition

Fiscal Year	Plea	Court Trial	Jury Trial	Dismiss	Transfer
2013	578	2	1	236	9
2014	436	1	5	170	5
2015	400	2	1	76	1
2016	278	1	7	120	9
2017	256	0	2	92	5

Civil Division

Major Civil

Fiscal Year	ADDED	DISPOSED	PENDING	CLEARANCE
2013	324	324	131	100%
2014	263	283	156	108%
2015	263	273	143	104%
2016	227	258	94	114%
2017	192	215	87	112%

Civil: Added by case type

Cases Added	Fiscal Year				
Case Type	2013	2014	2015	2016	2017
Appeal	9	8	6	4	2
Claim Against Government	1	1	0	0	0
Collections	70	84	75	70	35
Contract	23	13	12	15	24
Declaratory Relief	6	3	7	2	3
Employment	1	2	1	0	1
Foreclosure	89	47	52	38	37
Govt Enforcement	0	1	0	2	0
Landlord/Tenant	57	63	65	49	53
Miscellaneous	23	9	14	8	15
Prisoner Cases	7	8	8	11	4
Real Property	2	2	6	4	2
Tort	36	22	17	24	16
Grand Total	324	263	263	227	192

Civil: Method of disposition

Fiscal Year	Jury Trial	Court Trial	Summary Judgment	Default Judgment	Consent Judgment	Dismiss by Court	Withdrawn	Change of Venue
2013	1	28	18	86	35	39	116	1
2014	2	41	21	62	40	34	78	5
2015	1	21	22	63	28	40	96	2
2016	5	24	19	81	42	24	63	0
2017	2	13	15	56	25	26	78	0

Small Claims

Fiscal Year	ADDED	DISPOSED	PENDING	CLEARANCE
2013	222	260	41	117%
2014	256	235	66	92%
2015	236	253	61	107%
2016	138	180	26	130%
2017	120	93	57	78%

Small Claims: Method of disposition

Fiscal Year	Jury Trial	Court Trial	Summary Judgment	Default Judgment	Consent Judgment	Dismiss by Court	Withdrawn	Change of Venue
2013	0	36	0	35	91	60	37	1
2014	0	39	0	15	106	42	31	2
2015	0	31	0	25	74	80	43	0
2016	0	25	0	13	39	69	34	0
2017	0	18	0	10	29	21	15	0

Civil Protection against Stalking and Sexual Assault

Fiscal Year	ADDED	DISPOSED	PENDING	CLEARANCE
2013	30	30	0	100%
2014	42	41	1	98%
2015	24	23	2	96%
2016	52	51	3	98%
2017	42	34	11	81%

Stalking & Sexual Assault: Method of disposition

Fiscal Year	Temporary Order Denied	Temporary Order Granted	Final Order Denied	Final Order Granted	Change of Venue
2013	18	12	6	6	0
2014	14	27	18	9	0
2015	5	18	12	6	0
2016	21	28	6	22	2
2017	12	22	11	11	0

Probate Division

ADDED			
VTADS Sub-Module	Case Type	Fiscal Year	Total
Adoption	Adoption-Adult	2014	1
		2015	3
		2016	4
		2017	5
	Adoption-Child	2014	10
		2015	15
		2016	16
		2017	17
Guardianship	Guardianship–Adult	2014	34
		2015	30
		2016	32
		2017	27
	Guardianship–Juvenile	2014	24
		2015	17
		2016	15
		2017	14
	Guardianship-Unknown	2014	0
		2015	3
		2016	0
		2017	4
Estate	Intestate	2014	46
		2015	40
		2016	49
		2017	56
	Testate	2014	59
		2015	83
		2016	92
		2017	93
Trust	Trust	2014	1
		2015	1
		2016	4
		2017	4
Change of Name	Change of Name	2014	20
		2015	34
		2016	34
		2017	32
Emancipation	Emancipation	2014	0
		2015	0
		2016	1
		2017	0
Administrative	Administrative	2014	43
		2015	274
		2016	260
		2017	313

Family Division

Juvenile: Children in Need of Care and Supervision

Fiscal Year	ADDED	DISPOSED	PENDING	CLEARANCE
2013	52	43	24	83%
2014	74	68	35	92%
2015	72	56	43	78%
2016	78	77	38	99%
2017	94	67	40	71%

CHINS: Filings by Case Type

ADDED	Fiscal Year				
	2013	2014	2015	2016	2017
Abuse and Neglect	35	58	53	58	80
Beyond Parental Control	6	5	7	10	4
Truant	11	11	12	10	10
Grand Total	52	74	72	78	94

CHINS: Method of Disposition

Fiscal Year	Needs Supervision	Delinquent	Dismissed by Court	Diversion Complete	Withdrawn	Change of Venue
2013	36	0	3	0	4	0
2014	58	0	5	0	5	0
2015	47	0	1	0	6	2
2016	54	0	2	0	20	1
2017	41	0	6	0	20	0

Juvenile: Delinquency

Fiscal Year	ADDED	DISPOSED	PENDING	CLEARANCE
2013	76	104	5	137%
2014	77	65	18	84%
2015	64	69	24	108%
2016	96	83	20	86%
2017	76	76	17	100%

Delinquency: Filings by Case Type

ADDED	Fiscal Year				
VTADS Sub-Module	2013	2014	2015	2016	2017
Delinquency	62	68	58	89	71
Youthful Offender	14	9	6	7	5
Grand Total	76	77	64	96	76

Appendix II Judiciary Statistics FY17 – Bennington County

Delinquency: Filings by NCSC Case Type

ADDED	Fiscal Year				
NCSC Case Type	2013	2014	2015	2016	2017
Domestic Violence	7	6	5	14	6
Drug	6	4	0	6	6
Motor Vehicle - DWI/DUI	1	0	0	1	1
Motor Vehicle - Other	4	4	1	3	7
Other	0	0	0	0	0
Person	18	33	28	25	15
Property	11	7	8	8	13
Protection	3	0	0	3	1
Public Order	26	23	22	36	27
Unknown	0	0	0	0	0
Grand Total	76	77	64	96	76

Delinquency: Method of Disposition

Fiscal Year	Needs Supervision	Delinquent	Dismissed by Court	Diversion Complete	Withdrawn	Change of Venue
2013	0	48	5	36	9	6
2014	0	29	0	17	15	4
2015	0	23	1	27	16	2
2016	0	37	2	17	24	3
2017	0	25	4	30	16	1

Juvenile: Termination of Parental Rights

Fiscal Year	Added	Disposed	Pending	Clearance
2013	13	9	6	69%
2014	11	13	4	118%
2015	20	13	11	65%
2016	12	18	5	150%
2017	12	10	7	83%

Domestic: Divorce/Parentage (initial filing)

Fiscal Year	Added	Disposed	Pending	Clearance
2013	387	353	150	91%
2014	349	386	128	111%
2015	344	355	123	103%
2016	279	333	92	119%
2017	300	256	105	85%

Domestic: Filings by Case Type

Added	Fiscal Year				
NCSC Case Type	2013	2014	2015	2016	2017
Dissolution/Divorce	215	218	204	144	182
Domestic Relations - Other	47	34	33	32	26
Parentage	125	97	107	103	92
Grand Total	387	349	344	279	300

Domestic: Method of Disposition

Fiscal Year	Contested Judgment	Consent Judgment	Default Judgment	Dismiss by Court	Withdrawn	Change of Venue
2013	16	218	33	62	20	4
2014	11	225	51	65	31	3
2015	18	207	35	61	32	2
2016	26	186	38	55	27	1
2017	20	145	19	47	21	4

Domestic: Child Support

Fiscal Year	Added	Disposed	Pending	Clearance
2013	544	575	228	106%
2014	495	536	190	108%
2015	525	529	184	101%
2016	453	513	118	113%
2017	582	473	224	81%

Child Support: Filings by Case Type

Fiscal Year	Establish IV-D	Establish Not IV-D	Modify/Enforce IV-D	Modify/Enforce Not IV-D	Total
2013	153	90	277	24	544
2014	97	98	270	30	495
2015	120	102	272	31	525
2016	88	101	242	22	453
2017	100	98	346	38	582

Child Support: Method of Disposition

Fiscal Year	Uncontested	Contested	Dismissed	Other	Total
2013	399	45	96	35	575
2014	368	38	75	55	536
2015	350	30	73	76	529
2016	359	43	44	67	513
2017	326	32	60	55	473

Domestic – Post Judgment –non child support

Fiscal Year	Added	Disposed	Pending	Clearance
2013	259	287	86	111%
2014	296	274	84	93%
2015	277	279	87	101%
2016	197	196	101	99%
2017	335	270	127	81%

Post Judgment: Method of Disposition

Fiscal Year	Granted Uncontested	Dismissed	Granted Contested	Change of Venue/Other	Disposed
2013	176	45	28	38	287
2014	202	5	46	21	274
2015	179	15	24	61	279
2016	124	3	50	19	196
2017	197	5	23	45	270

Domestic – Protective Order for Relief from Abuse (RFA)

Fiscal Year	Added	Disposed	Pending	Clearance
2013	292	296	4	101%
2014	298	289	13	97%
2015	269	273	10	101%
2016	282	281	11	100%
2017	289	294	6	102%

RFA: Method of Disposition

Fiscal Year	Temporary Order Denied	Temporary Order Granted	Final Order Denied	Final Order Granted	Change of Venue
2013	72	224	123	101	0
2014	63	226	107	119	0
2015	37	235	105	130	1
2016	58	221	119	102	2
2017	52	240	118	122	2

Mental Health

Fiscal Year	Added	Disposed	Pending	Clearance
2013	12	12	3	100%
2014	16	18	1	113%
2015	19	19	1	100%
2016	28	24	5	86%
2017	21	23	3	110%

Mental Health: Filings by Case Type

Filed	Fiscal Year				
Case Type	2013	2014	2015	2016	2017
Application for Involuntary Medication	0	0	0	1	0
Application for Involuntary Treatment	0	1	7	7	8
Continued Treatment	12	15	12	20	13
Grand Total	12	16	19	28	21

Mental Health: Method of Disposition

Fiscal Year	Contested Judgment	Consent Judgment	Dismiss by Court	Withdrawn	Change of Venue
2013	0	10	0	2	0
2014	1	14	0	2	1
2015	0	12	0	3	4
2016	0	13	1	3	7
2017	2	11	0	4	6

Criminal Division

Felonies

Fiscal Year	Added	Disposed	Pending	Clearance
2013	360	307	183	85%
2014	348	352	172	101%
2015	271	299	148	110%
2016	329	286	190	87%
2017	340	294	241	86%

Felonies: Filed by NCSC case type

Filings	Fiscal Year				
NCSC Case Type	2013	2014	2015	2016	2017
Domestic Violence	46	59	58	58	72
Drug	78	59	22	49	57
Motor Vehicle - DWI/DUI	26	30	13	15	14
Motor Vehicle - Other	10	14	10	11	9
Other	0	0	0	0	0
Person	58	54	48	77	57
Property	73	79	61	70	73
Protection	18	11	10	5	9
Public Order	51	42	49	43	49
Unknown	0	0	0	0	0
Weapon	0	0	0	1	0
Grand Total	360	348	271	329	340

Felonies: Method of disposition

Fiscal Year	Plea	Court Trial	Jury Trial	Dismiss	Transfer
2013	245	1	10	48	3
2014	274	1	10	67	0
2015	219	2	13	60	5
2016	213	0	11	60	2
2017	216	2	13	61	2

Misdemeanors

Fiscal Year	Added	Disposed	Pending	Clearance
2013	953	930	242	98%
2014	816	768	263	94%
2015	837	863	239	103%
2016	928	891	243	96%
2017	729	663	290	91%

Misdemeanors: Filed by NCSC case type

Filings	Fiscal Year				
NCSC Case Type	2013	2014	2015	2016	2017
Domestic Violence	59	64	54	57	49
Drug	138	18	16	29	38
Motor Vehicle - DWI/DUI	180	159	136	179	162
Motor Vehicle - Other	141	160	152	157	119
Other	0	0	0	0	0
Person	59	66	75	77	51
Property	99	101	118	149	103
Protection	25	29	20	18	18
Public Order	252	219	266	262	189
Unknown	0	0	0	0	0
Weapon	0	0	0	0	0
Grand Total	953	816	837	928	729

Misdemeanors: Method of disposition

Fiscal Year	Plea	Court Trial	Jury Trial	Dismiss	Transfer
2013	662	7	8	245	8
2014	527	3	9	224	5
2015	615	3	9	227	9
2016	600	2	5	266	18
2017	440	0	4	216	3

Civil Division

Major Civil

Fiscal Year	ADDED	DISPOSED	PENDING	CLEARANCE
2013	527	524	267	99%
2014	447	538	173	120%
2015	456	439	160	96%
2016	373	372	165	100%
2017	344	393	118	114%

Civil: Added by case type

Cases Added	Fiscal Year				
Case Type	2013	2014	2015	2016	2017
Appeal	4	6	11	5	4
Claim Against Government	0	0	0	1	1
Collections	118	113	75	59	55
Contract	26	12	23	12	17
Declaratory Relief	6	9	3	3	8
Employment	1	0	1	2	0
Foreclosure	174	112	111	82	72
Govt Enforcement	2	0	0	4	0
Landlord/Tenant	124	134	160	150	141
Miscellaneous	16	16	16	6	6
Prisoner Cases	13	18	28	24	14
Real Property	6	0	1	7	1
Tort	37	27	27	18	25
Grand Total	527	447	456	373	344

Civil: Method of disposition

Fiscal Year	Jury Trial	Court Trial	Summary Judgment	Default Judgment	Consent Judgment	Dismiss by Court	Withdrawn	Change of Venue
2013	1	44	34	174	47	71	149	4
2014	1	42	55	145	46	83	163	3
2015	1	59	30	108	29	63	141	8
2016	1	56	29	103	9	35	136	3
2017	1	61	31	125	10	58	103	4

Small Claims

Fiscal Year	ADDED	DISPOSED	PENDING	CLEARANCE
2013	338	365	56	108%
2014	426	408	74	96%
2015	413	420	67	102%
2016	236	261	43	111%
2017	191	177	59	93%

Small Claims: Method of Disposition

Fiscal Year	Jury Trial	Court Trial	Summary Judgment	Default Judgment	Consent Judgment	Dismiss by Court	Withdrawn	Change of Venue
2013	0	51	0	39	125	76	74	0
2014	0	44	0	44	167	75	76	2
2015	0	58	0	50	135	105	68	4
2016	0	28	0	29	68	100	35	1
2017	0	24	0	26	57	42	24	4

Civil Protection against Stalking and Sexual Assault

Fiscal Year	ADDED	DISPOSED	PENDING	CLEARANCE
2013	110	115	0	105%
2014	63	63	0	100%
2015	83	80	3	96%
2016	54	54	3	100%
2017	105	89	19	85%

Civil Protection: Method of Disposition

Fiscal Year	Temporary Order Denied	Temporary Order Granted	Final Order Denied	Final Order Granted	Change of Venue
2013	12	101	86	15	2
2014	37	25	17	8	1
2015	49	31	14	17	0
2016	18	36	14	22	0
2017	17	72	36	36	0

Probate Division

ADDED			
VTADS Sub-Module	Case Type	Fiscal Year	Total
Adoption	Adoption-Adult	2014	1
		2015	3
		2016	0
		2017	1
	Adoption-Child	2014	9
		2015	12
		2016	18
		2017	14
Guardianship	Guardianship–Adult	2014	34
		2015	33
		2016	23
		2017	16
	Guardianship–Juvenile	2014	29
		2015	38
		2016	26
		2017	18
	Guardianship-Unknown	2014	11
		2015	3
		2016	4
		2017	11
Estate	Intestate	2014	60
		2015	51
		2016	66
		2017	54
	Testate	2014	117
		2015	120
		2016	108
		2017	93
Trust	Trust	2014	6
		2015	6
		2016	5
		2017	4
Change of Name	Change of Name	2014	36
		2015	34
		2016	36
		2017	38
Emancipation	Emancipation	2014	0
		2015	0
		2016	0
		2017	1
Administrative	Administrative	2014	234
		2015	249
		2016	217
		2017	218

Family Division

Juvenile: Children in Need of Care and Supervision

Fiscal Year	ADDED	DISPOSED	PENDING	CLEARANCE
2013	72	78	11	108%
2014	66	49	23	74%
2015	81	69	34	85%
2016	54	62	22	115%
2017	51	56	18	110%

Chins: Filings by Case Type

ADDED	Fiscal Year				
	2013	2014	2015	2016	2017
Abuse and Neglect	67	58	77	49	41
Beyond Parental Control	2	3	2	1	8
Truant	3	5	2	4	2
Grand Total	72	66	81	54	51

CHINS: Method of Disposition

Fiscal Year	Needs Supervision	Delinquent	Dismissed by Court	Diversion Complete	Withdrawn	Change of Venue
2013	68	0	1	0	9	0
2014	38	0	3	0	8	0
2015	51	0	2	0	16	0
2016	40	0	10	0	8	4
2017	41	0	2	0	9	4

Juvenile: Delinquency

Fiscal Year	ADDED	DISPOSED	PENDING	CLEARANCE
2013	62	66	10	106%
2014	43	48	10	112%
2015	29	38	9	131%
2016	36	35	8	97%
2017	23	25	4	109%

Delinquency: Filings by Case Type

ADDED	Fiscal Year				
VTADS Sub-Module	2013	2014	2015	2016	2017
Delinquency	61	39	26	32	22
Youthful Offender	1	4	3	4	1
Grand Total	62	43	29	36	23

Delinquency: Filings by NCSC
Case Type

ADDED	Fiscal Year				
NCSC Case Type	2013	2014	2015	2016	2017
Domestic Violence	3	3	2	3	3
Drug	6	1	0	0	1
Motor Vehicle - DWI/DUI	0	0	0	0	0
Motor Vehicle - Other	0	1	0	2	1
Other	0	0	0	0	0
Person	10	12	7	10	7
Property	14	6	4	6	2
Protection	0	1	0	1	1
Public Order	29	19	16	14	8
Unknown	0	0	0	0	0
Grand Total	62	43	29	36	23

Delinquency: Method of
Disposition

Fiscal Year	Needs Supervision	Delinquent	Dismissed by Court	Diversion Complete	Withdrawn	Change of Venue
2013	0	10	0	34	20	2
2014	0	17	1	12	16	2
2015	0	12	3	16	7	0
2016	0	17	3	6	8	1
2017	0	5	4	7	9	0

Juvenile: Termination of Parental Rights

Fiscal Year	Added	Disposed	Pending	Clearance
2013	12	13	4	108%
2014	18	13	9	72%
2015	35	15	29	43%
2016	24	36	17	150%
2017	12	21	8	175%

Domestic: Divorce/Parentage (initial filing)

Fiscal Year	Added	Disposed	Pending	Clearance
2013	269	239	138	89%
2014	282	277	142	98%
2015	246	260	121	106%
2016	212	235	103	111%
2017	220	197	130	90%

Domestic: Filings by Case Type

Added	Fiscal Year				
NCSC Case Type	2013	2014	2015	2016	2017
Dissolution/Divorce	178	184	152	140	141
Domestic Relations - Other	12	15	15	12	11
Parentage	79	83	79	60	68
Grand Total	269	282	246	212	220

Domestic: Method of Disposition

Fiscal Year	Contested Judgment	Consent Judgment	Default Judgment	Dismiss by Court	Withdrawn	Change of Venue
2013	12	145	16	34	26	6
2014	18	159	26	40	28	6
2015	14	152	16	44	29	5
2016	21	139	14	36	22	3
2017	18	118	9	22	28	2

Domestic: Child Support

Fiscal Year	Added	Disposed	Pending	Clearance
2013	532	484	220	91%
2014	484	498	215	103%
2015	480	496	203	103%
2016	455	504	162	111%
2017	447	419	191	94%

Child Support: Filings by Case Type

Fiscal Year	Establish IV-D	Establish Not IV-D	Modify/Enforce IV-D	Modify/Enforce Not IV-D	Total
2013	75	103	335	19	532
2014	81	105	282	16	484
2015	82	78	308	12	480
2016	63	89	292	11	455
2017	71	74	295	7	447

Child Support: Method of Disposition

Fiscal Year	Uncontested	Contested	Dismissed	Other	Total
2013	402	33	33	16	484
2014	361	53	42	42	498
2015	334	85	48	29	496
2016	338	90	41	35	504
2017	297	58	26	28	419

Domestic – Post Judgment –non child support

Fiscal Year	Added	Disposed	Pending	Clearance
2013	294	276	94	94%
2014	187	177	54	95%
2015	287	272	103	95%
2016	145	149	49	103%
2017	270	245	96	91%

Post Judgment: Method of Disposition

Fiscal Year	Granted Uncontested	Dismissed	Granted Contested	Change of Venue/Other	Disposed
2013	183	14	23	56	276
2014	135	1	28	13	177
2015	146	26	58	42	272
2016	92	5	32	20	149
2017	138	21	44	42	245

Domestic – Protective Order for Relief from Abuse (RFA)

Fiscal Year	Added	Disposed	Pending	Clearance
2013	186	188	6	101%
2014	196	197	5	101%
2015	205	198	9	97%
2016	174	178	3	102%
2017	166	167	2	101%

RFA: Method of Disposition

Fiscal Year	Temporary Order Denied	Temporary Order Granted	Final Order Denied	Final Order Granted	Change of Venue
2013	60	126	52	74	2
2014	71	124	53	71	2
2015	73	122	59	63	3
2016	74	103	61	42	1
2017	26	140	93	47	1

Mental Health

Fiscal Year	Added	Disposed	Pending	Clearance
2013	7	9	2	129%
2014	14	11	5	79%
2015	20	19	6	95%
2016	22	26	2	118%
2017	32	27	7	84%

Mental Health: Filings by Case Type

Filed	Fiscal Year				
Case Type	2013	2014	2015	2016	2017
Application for Involuntary Medication	2	0	0	0	0
Application for Involuntary Treatment	0	0	6	5	11
Continued Treatment	5	14	14	17	21
Grand Total	7	14	20	22	32

Mental Health: Method of Disposition

Fiscal Year	Contested Judgment	Consent Judgment	Dismiss by Court	Withdrawn	Change of Venue
2013	0	8	0	1	0
2014	0	7	0	4	0
2015	0	12	0	1	6
2016	2	19	0	0	5
2017	0	15	0	5	7

Criminal Division

Felonies

Fiscal Year	Added	Disposed	Pending	Clearance
2013	179	121	127	68%
2014	173	184	113	106%
2015	142	123	138	87%
2016	166	146	144	88%
2017	180	173	145	96%

Felonies: Filed by NCSC case type

Filings	Fiscal Year				
NCSC Case Type	2013	2014	2015	2016	2017
Domestic Violence	33	24	19	18	20
Drug	19	16	9	5	39
Motor Vehicle - DWI/DUI	15	13	14	21	13
Motor Vehicle - Other	3	3	5	8	3
Other	0	0	0	0	0
Person	29	35	45	50	25
Property	38	57	27	31	44
Protection	5	4	6	3	6
Public Order	37	21	17	30	30
Unknown	0	0	0	0	0
Weapon	0	0	0	0	0
Grand Total	179	173	142	166	180

Felonies: Method of disposition

Fiscal Year	Plea	Court Trial	Jury Trial	Dismiss	Transfer
2013	100	0	1	17	3
2014	149	0	2	30	3
2015	89	0	9	25	0
2016	116	0	2	27	1
2017	148	0	5	19	1

Misdemeanors

Fiscal Year	Added	Disposed	Pending	Clearance
2013	787	712	180	90%
2014	741	801	162	108%
2015	599	597	162	100%
2016	633	558	210	88%
2017	538	543	188	101%

Misdemeanors: Filed by NCSC case type

Filings	Fiscal Year				
NCSC Case Type	2013	2014	2015	2016	2017
Domestic Violence	35	54	53	27	46
Drug	46	16	15	20	13
Motor Vehicle - DWI/DUI	178	163	163	150	122
Motor Vehicle - Other	116	155	123	110	104
Other	0	0	0	0	0
Person	71	67	53	56	54
Property	85	68	57	94	58
Protection	20	21	16	17	8
Public Order	236	197	119	159	133
Unknown	0	0	0	0	0
Weapon	0	0	0	0	0
Grand Total	787	741	599	633	538

Misdemeanors: Method of disposition

Fiscal Year	Plea	Court Trial	Jury Trial	Dismiss	Transfer
2013	536	0	1	174	1
2014	560	1	1	231	8
2015	437	3	1	152	4
2016	426	2	2	119	9
2017	409	0	4	122	8

Civil Division

Major Civil

Fiscal Year	ADDED	DISPOSED	PENDING	CLEARANCE
2013	334	337	167	101%
2014	335	357	164	107%
2015	314	329	144	105%
2016	318	329	132	103%
2017	290	277	147	96%

Civil: Added by case type

Cases Added	Fiscal Year				
Case Type	2013	2014	2015	2016	2017
Appeal	8	10	10	11	8
Claim Against Government	2	1	1	1	0
Collections	75	86	84	51	50
Contract	5	11	13	16	9
Declaratory Relief	3	3	1	4	3
Employment	0	1	3	1	0
Foreclosure	88	63	62	62	51
Govt Enforcement	1	0	0	0	1
Landlord/Tenant	67	89	80	97	98
Miscellaneous	17	16	16	25	20
Prisoner Cases	49	29	28	35	26
Real Property	2	1	1	3	5
Tort	17	25	15	12	19
Grand Total	334	335	314	318	290

Civil: Method of disposition

Fiscal Year	Jury Trial	Court Trial	Summary Judgment	Default Judgment	Consent Judgment	Dismiss by Court	Withdrawn	Change of Venue
2013	2	15	20	67	42	94	92	5
2014	1	13	36	105	31	113	57	1
2015	1	9	22	96	38	107	52	4
2016	1	12	27	93	36	96	59	5
2017	1	8	19	60	30	89	65	5

Small Claims

Fiscal Year	ADDED	DISPOSED	PENDING	CLEARANCE
2013	235	224	57	95%
2014	318	275	101	86%
2015	293	325	73	111%
2016	214	225	79	105%
2017	155	174	59	112%

Small Claims: Method of Disposition

Fiscal Year	Jury Trial	Court Trial	Summary Judgment	Default Judgment	Consent Judgment	Dismiss by Court	Withdrawn	Change of Venue
2013	0	29	0	30	79	40	45	1
2014	0	29	0	24	132	50	40	0
2015	0	36	0	42	110	83	53	1
2016	0	23	0	38	59	70	35	0
2017	0	13	0	28	54	60	18	1

Civil Protection against Stalking and Sexual Assault

Fiscal Year	ADDED	DISPOSED	PENDING	CLEARANCE
2013	81	82	2	101%
2014	47	47	1	100%
2015	59	61	0	103%
2016	84	85	0	101%
2017	74	67	3	91%

Civil Protection: Method of Disposition

Fiscal Year	Temporary Order Denied	Temporary Order Granted	Final Order Denied	Final Order Granted	Change of Venue
2013	43	39	16	23	0
2014	33	14	9	5	0
2015	32	29	12	17	0
2016	39	46	23	23	0
2017	9	57	42	15	1

Probate Division

ADDED			
VTADS Sub-Module	Case Type	Fiscal Year	Total
Adoption	Adoption-Adult	2014	0
		2015	3
		2016	1
		2017	2
	Adoption-Child	2014	15
		2015	17
		2016	18
		2017	25
Guardianship	Guardianship–Adult	2014	30
		2015	32
		2016	22
		2017	41
	Guardianship–Juvenile	2014	15
		2015	20
		2016	23
		2017	33
	Guardianship-Unknown	2014	1
		2015	3
		2016	4
		2017	0
Estate	Intestate	2014	43
		2015	51
		2016	43
		2017	62
	Testate	2014	76
		2015	71
		2016	90
		2017	76
Trust	Trust	2014	6
		2015	2
		2016	1
		2017	3
Change of Name	Change of Name	2014	16
		2015	26
		2016	24
		2017	28
Emancipation	Emancipation	2014	0
		2015	1
		2016	0
		2017	0
Administrative	Administrative	2014	53
		2015	164
		2016	137
		2017	165

Family Division

Juvenile: Children in Need of Care and Supervision

Fiscal Year	ADDED	DISPOSED	PENDING	CLEARANCE
2013	179	178	97	99%
2014	183	160	127	87%
2015	223	155	132	70%
2016	246	174	114	71%
2017	250	160	185	64%

CHINS: Filings by Case Type

ADDED	Fiscal Year				
	2013	2014	2015	2016	2017
Abuse and Neglect	128	120	175	194	192
Beyond Parental Control	8	12	11	8	6
Truant	43	51	37	44	52
Grand Total	179	183	223	246	250

CHINS: Method of Disposition

Fiscal Year	Needs Supervision	Delinquent	Dismissed by Court	Diversion Complete	Withdrawn	Change of Venue
2013	108	0	18	0	51	1
2014	92	0	17	0	50	1
2015	77	0	18	0	60	0
2016	88	0	13	0	67	6
2017	92	0	14	0	51	3

Juvenile: Delinquency

Fiscal Year	ADDED	DISPOSED	PENDING	CLEARANCE
2013	213	198	38	93%
2014	132	121	36	92%
2015	155	167	38	108%
2016	162	135	46	83%
2017	171	116	82	68%

Delinquency: Filings by Case Type

ADDED	Fiscal Year				
VTADS Sub-Module	2013	2014	2015	2016	2017
Delinquency	188	123	148	154	168
Youthful Offender	25	9	7	8	3
Grand Total	213	132	155	162	171

Delinquency: Filings by NCSC
Case Type

ADDED	Fiscal Year				
NCSC Case Type	2013	2014	2015	2016	2017
Domestic Violence	19	13	18	7	12
Drug	23	5	8	6	6
Motor Vehicle - DWI/DUI	4	3	0	0	0
Motor Vehicle - Other	5	3	1	2	14
Other	0	0	0	0	0
Person	34	34	50	58	50
Property	38	26	35	23	34
Protection	0	0	1	2	0
Public Order	90	48	42	64	55
Unknown	0	0	0	0	0
Grand Total	213	132	155	162	171

Delinquency: Method of
Disposition

Fiscal Year	Needs Supervision	Delinquent	Dismissed by Court	Diversion Complete	Withdrawn	Change of Venue
2013	0	94	7	26	68	3
2014	0	65	11	2	41	2
2015	0	47	3	26	91	0
2016	0	37	6	20	68	4
2017	0	34	10	16	52	4

Juvenile: Termination of Parental Rights

Fiscal Year	Added	Disposed	Pending	Clearance
2013	33	36	21	109%
2014	40	34	27	85%
2015	42	39	29	93%
2016	50	46	33	92%
2017	47	39	40	83%

Domestic: Divorce/Parentage (initial filing)

Fiscal Year	Added	Disposed	Pending	Clearance
2013	977	1,021	347	105%
2014	997	1,039	310	104%
2015	822	875	272	106%
2016	843	825	281	98%
2017	747	687	302	92%

Domestic: Filings by Case Type

Added	Fiscal Year				
NCSC Case Type	2013	2014	2015	2016	2017
Dissolution/Divorce	657	698	559	601	515
Domestic Relations - Other	53	62	65	50	37
Parentage	267	237	198	192	195
Grand Total	977	997	822	843	747

Domestic: Method of Disposition

Fiscal Year	Contested Judgment	Consent Judgment	Default Judgment	Dismiss by Court	Withdrawn	Change of Venue
2013	110	592	96	132	85	6
2014	75	640	91	139	91	3
2015	91	524	68	102	87	3
2016	86	489	76	99	67	8
2017	74	423	60	52	74	4

Domestic: Child Support

Fiscal Year	Added	Disposed	Pending	Clearance
2013	1,915	1,980	527	103%
2014	1,921	1,941	513	101%
2015	1,789	1,758	550	98%
2016	1,586	1,664	473	105%
2017	1,430	1,272	654	89%

Child Support: Filings by Case Type

Fiscal Year	Establish IV-D	Establish Not IV-D	Modify/Enforce IV-D	Modify/Enforce Not IV-D	Total
2013	271	319	1,057	268	1,915
2014	235	323	1,114	249	1,921
2015	192	270	1,140	187	1,789
2016	169	306	942	169	1,586
2017	176	266	859	129	1,430

Child Support: Method of Disposition

Fiscal Year	Uncontested	Contested	Dismissed	Other	Total
2013	1,433	400	33	114	1,980
2014	1,448	389	32	72	1,941
2015	175	27	336	12	550
2016	1,246	321	11	86	1,664
2017	910	271	23	68	1,272

Domestic – Post Judgment –non child support

Fiscal Year	Added	Disposed	Pending	Clearance
2013	1,074	1,068	297	99%
2014	858	848	148	99%
2015	1,155	1,086	365	94%
2016	687	711	143	103%
2017	856	755	377	88%

Post Judgment: Method of Disposition

Fiscal Year	Granted Uncontested	Dismissed	Granted Contested	Change of Venue/Other	Disposed
2013	749	3	268	48	1,068
2014	622	18	183	25	848
2015	751	5	246	84	1,086
2016	544	18	119	30	711
2017	515	1	183	56	755

Domestic – Protective Order for Relief from Abuse (RFA)

Fiscal Year	Added	Disposed	Pending	Clearance
2013	605	614	9	101%
2014	575	571	14	99%
2015	530	526	16	99%
2016	557	559	7	100%
2017	581	572	21	98%

RFA: Method of Disposition

Fiscal Year	Temporary Order Denied	Temporary Order Granted	Final Order Denied	Final Order Granted	Change of Venue
2013	82	532	324	208	0
2014	99	472	280	192	0
2015	64	460	272	188	2
2016	85	473	269	204	1
2017	57	515	303	212	0

Mental Health

Fiscal Year	Added	Disposed	Pending	Clearance
2013	174	175	19	101%
2014	175	173	21	99%
2015	201	190	31	95%
2016	168	175	24	104%
2017	186	170	40	91%

Mental Health: Filings by Case Type

Filed	Fiscal Year				
Case Type	2013	2014	2015	2016	2017
Application for Involuntary Medication	10	14	8	5	3
Application for Involuntary Treatment	91	80	108	100	108
Continued Treatment	73	81	85	63	75
Grand Total	174	175	201	168	186

Mental Health: Method of Disposition

Fiscal Year	Contested Judgment	Consent Judgment	Dismiss by Court	Withdrawn	Change of Venue
2013	15	63	5	91	1
2014	32	92	1	42	6
2015	32	62	2	76	18
2016	23	54	1	67	30
2017	16	38	1	74	41

Criminal Division

Felonies

Fiscal Year	Added	Disposed	Pending	Clearance
2013	883	873	419	99%
2014	861	1,008	428	117%
2015	747	890	367	119%
2016	805	686	508	85%
2017	771	807	436	105%

Felonies: Filed by NCSC case type

Filings	Fiscal Year				
NCSC Case Type	2013	2014	2015	2016	2017
Domestic Violence	119	107	102	93	97
Drug	123	131	80	98	117
Motor Vehicle - DWI/DUI	53	70	62	81	60
Motor Vehicle - Other	30	15	27	35	27
Other	0	0	0	0	0
Person	157	161	190	201	194
Property	266	244	179	196	163
Protection	15	27	11	10	7
Public Order	120	106	96	91	106
Unknown	0	0	0	0	0
Weapon	0	0	0	0	0
Grand Total	883	861	747	805	771

Felonies: Method of disposition

Fiscal Year	Plea	Court Trial	Jury Trial	Dismiss	Transfer
2013	632	0	6	229	6
2014	614	0	4	386	4
2015	612	0	6	270	2
2016	456	2	10	214	4
2017	505	2	5	286	9

Misdemeanors

Fiscal Year	Added	Disposed	Pending	Clearance
2013	3,620	3,515	781	97%
2014	3,451	3,779	788	110%
2015	3,354	3,155	883	94%
2016	3,567	3,412	1,066	96%
2017	3,208	3,160	1,085	99%

Misdemeanors: Filed by NCSC case type

Filings	Fiscal Year				
NCSC Case Type	2013	2014	2015	2016	2017
Domestic Violence	195	173	171	164	176
Drug	172	72	92	111	136
Motor Vehicle - DWI/DUI	748	611	628	712	639
Motor Vehicle - Other	863	882	935	675	523
Other	0	0	0	0	0
Person	230	297	273	300	281
Property	541	556	484	589	432
Protection	77	58	60	72	88
Public Order	794	801	711	943	933
Unknown	0	0	0	0	0
Weapon	0	1	0	1	0
Grand Total	3,620	3,451	3,354	3,567	3,208

Misdemeanors: Method of disposition

	Values				
Fiscal Year	Plea	Court Trial	Jury Trial	Dismiss	Transfer
2013	1,935	2	5	1,557	16
2014	1,795	0	8	1,966	10
2015	1,499	2	11	1,632	11
2016	1,540	0	5	1,848	19
2017	1,294	0	6	1,846	14

Civil Division

Major Civil

Fiscal Year	ADDED	DISPOSED	PENDING	CLEARANCE
2013	1,315	613	783	47%
2014	1,344	1,445	687	108%
2015	1,326	1,377	669	104%
2016	1,135	1,249	579	110%
2017	1,176	1,135	616	97%

Civil: Added by case type

Cases Added	Fiscal Year				
Case Type	2013	2014	2015	2016	2017
Appeal	33	27	29	48	43
Claim Against Government	2	1	3	1	2
Collections	330	429	337	199	195
Contract	56	55	84	57	103
Declaratory Relief	39	50	39	29	34
Employment	6	6	4	7	5
Foreclosure	239	147	155	123	108
Govt Enforcement	2	2	2	6	3
Landlord/Tenant	343	377	379	365	375
Miscellaneous	76	65	79	105	81
Prisoner Cases	50	74	73	63	73
Real Property	9	10	14	10	8
Tort	130	101	128	122	146
Grand Total	1,315	1,344	1,326	1,135	1,176

Civil: Method of disposition

Fiscal Year	Jury Trial	Court Trial	Summary Judgment	Default Judgment	Consent Judgment	Dismiss by Court	Withdrawn	Change of Venue
2013	0	41	48	224	88	53	156	3
2014	5	91	183	388	153	296	326	3
2015	5	114	135	277	141	297	402	6
2016	5	115	100	266	133	205	417	8
2017	4	111	58	239	102	169	447	5

Small Claims

Fiscal Year	ADDED	DISPOSED	PENDING	CLEARANCE
2013	1,200	1,274	241	106%
2014	1,491	1,344	430	90%
2015	1,297	1,352	394	104%
2016	842	1,057	217	126%
2017	737	673	283	91%

Small Claims: Method of Disposition

Fiscal Year	Jury Trial	Court Trial	Summary Judgment	Default Judgment	Consent Judgment	Dismiss by Court	Withdrawn	Change of Venue
2013	0	177	0	187	417	318	173	2
2014	0	186	0	187	487	324	156	4
2015	0	176	0	204	435	439	96	2
2016	0	155	0	128	205	469	97	3
2017	0	114	0	93	166	202	98	0

Civil Protection against Stalking and Sexual Assault

Fiscal Year	ADDED	DISPOSED	PENDING	CLEARANCE
2013	55	51	3	93%
2014	110	112	3	102%
2015	101	104	3	103%
2016	116	115	2	99%
2017	147	146	3	99%

Civil Protection: Method of Disposition

Fiscal Year	Temporary Order Denied	Temporary Order Granted	Final Order Denied	Final Order Granted	Change of Venue
2013	20	31	17	14	0
2014	50	62	25	37	0
2015	50	54	31	23	0
2016	73	41	22	19	1
2017	45	101	55	46	0

Probate Division

ADDED			
VTADS Sub-Module	Case Type	Fiscal Year	Total
Adoption	Adoption-Adult	2014	6
		2015	4
		2016	6
		2017	10
	Adoption-Child	2014	88
		2015	94
		2016	126
		2017	107
Guardianship	Guardianship–Adult	2014	95
		2015	85
		2016	86
		2017	92
	Guardianship–Juvenile	2014	80
		2015	79
		2016	67
		2017	44
	Guardianship-Unknown	2014	1
		2015	0
		2016	21
		2017	12
Estate	Intestate	2014	162
		2015	171
		2016	177
		2017	141
	Testate	2014	272
		2015	279
		2016	300
		2017	299
Trust	Trust	2014	8
		2015	14
		2016	21
		2017	16
Change of Name	Change of Name	2014	145
		2015	172
		2016	163
		2017	183
Emancipation	Emancipation	2014	0
		2015	2
		2016	0
		2017	0
Administrative	Administrative	2014	736
		2015	590
		2016	753
		2017	794

Family Division

Juvenile: Children in Need of Care and Supervision

Fiscal Year	ADDED	DISPOSED	PENDING	CLEARANCE
2013	12	7	5	58%
2014	10	11	4	110%
2015	9	3	0	33%
2016	9	16	0	178%
2017	0	3	0	0%

CHINS: Filings by Case Type

ADDED	Fiscal Year				
	2013	2014	2015	2016	2017
Abuse and Neglect	12	10	9	9	0
Beyond Parental Control	0	0	0	0	0
Truant	0	0	0	0	0
Grand Total	12	10	9	9	0

CHINS: Method of Disposition

Fiscal Year	Needs Supervision	Delinquent	Dismissed by Court	Diversion Complete	Withdrawn	Change of Venue
2013	4	0	0	0	2	1
2014	6	0	2	0	3	0
2015	1	0	0	0	2	0
2016	16	0	0	0	0	0
2017	2	0	0	0	0	1

Juvenile: Delinquency

Fiscal Year	ADDED	DISPOSED	PENDING	CLEARANCE
2013	3	2	0	67%
2014	3	5	0	167%
2015	1	0	0	0%
2016	0	1	0	0%
2017	4	0	0	0%

Delinquency: Filings by Case Type

ADDED	Fiscal Year				
VTADS Sub-Module	2013	2014	2015	2016	2017
Delinquency	3	1	1	0	4
Youthful Offender	0	2	0	0	0
Grand Total	3	3	1	0	4

Delinquency: Filings by NCSC
Case Type

ADDED	Fiscal Year				
NCSC Case Type	2013	2014	2015	2016	2017
Domestic Violence	0	1	0	0	0
Drug	0	1	0	0	1
Motor Vehicle - DWI/DUI	0	0	0	0	0
Motor Vehicle - Other	0	0	0	0	0
Other	0	0	0	0	0
Person	2	1	0	0	1
Property	0	0	1	0	0
Protection	0	0	0	0	0
Public Order	1	0	0	0	2
Unknown	0	0	0	0	0
Grand Total	3	3	1	0	4

Delinquency: Method of
Disposition

Fiscal Year	Needs Supervision	Delinquent	Dismissed by Court	Diversion Complete	Withdrawn	Change of Venue
2013	0	0	0	2	0	0
2014	0	3	0	0	2	0
2015	0	0	0	0	0	0
2016	0	0	1	0	0	0
2017	0	0	0	0	0	0

Juvenile: Termination of Parental Rights

Fiscal Year	Added	Disposed	Pending	Clearance
2013	1	1	0	100%
2014	5	1	4	20%
2015	6	5	5	83%
2016	7	8	4	114%
2017	0	4	0	0%

Domestic: Divorce/Parentage (initial filing)

Fiscal Year	Added	Disposed	Pending	Clearance
2013	38	40	14	105%
2014	51	41	19	80%
2015	39	35	20	90%
2016	39	43	16	110%
2017	37	39	15	105%

Domestic: Filings by Case Type

Added	Fiscal Year				
NCSC Case Type	2013	2014	2015	2016	2017
Dissolution/Divorce	22	26	21	22	23
Domestic Relations - Other	6	11	5	4	7
Parentage	10	14	13	13	7
Grand Total	38	51	39	39	37

Domestic: Method of Disposition

Fiscal Year	Contested Judgment	Consent Judgment	Default Judgment	Dismiss by Court	Withdrawn	Change of Venue
2013	2	22	4	8	2	2
2014	5	20	0	3	9	4
2015	6	14	2	5	5	3
2016	5	21	3	4	10	0
2017	4	16	6	6	4	3

Domestic: Child Support

Fiscal Year	Added	Disposed	Pending	Clearance
2013	59	64	18	108%
2014	70	54	36	77%
2015	66	73	29	111%
2016	64	66	28	103%
2017	61	65	25	107%

Child Support: Filings by Case Type

Fiscal Year	Establish IV-D	Establish Not IV-D	Modify/Enforce IV-D	Modify/Enforce Not IV-D	Total
2013	5	14	33	7	59
2014	12	18	33	7	70
2015	11	16	37	2	66
2016	10	16	32	6	64
2017	6	11	40	4	61

Child Support: Method of Disposition

Fiscal Year	Uncontested	Contested	Dismissed	Other	Total
2013	47	7	4	6	64
2014	32	6	9	7	54
2015	48	7	10	8	73
2016	37	12	8	9	66
2017	40	6	7	12	65

Domestic – Post Judgment –non child support

Fiscal Year	Added	Disposed	Pending	Clearance
2013	31	31	7	100%
2014	29	31	7	107%
2015	32	38	8	119%
2016	43	49	7	114%
2017	32	28	11	88%

Post Judgment: Method of Disposition

Fiscal Year	Granted Uncontested	Dismissed	Granted Contested	Change of Venue/Other	Disposed
2013	18	3	4	6	31
2014	20	2	4	5	31
2015	17	8	0	13	38
2016	40	1	5	3	49
2017	16	2	5	5	28

Domestic – Protective Order for Relief from Abuse (RFA)

Fiscal Year	Added	Disposed	Pending	Clearance
2013	38	40	1	105%
2014	33	33	1	100%
2015	37	37	0	100%
2016	32	32	2	100%
2017	32	28	5	88%

Fiscal Year	Temporary Order Denied	Temporary Order Granted	Final Order Denied	Final Order Granted	Change of Venue
2013	1	39	28	11	0
2014	4	28	18	10	1
2015	2	35	26	9	0
2016	1	31	22	9	0
2017	1	26	17	9	1

Mental Health

Fiscal Year	Added	Disposed	Pending	Clearance
2013	3	3	1	100%
2014	3	3	1	100%
2015	4	4	1	100%
2016	4	3	2	75%
2017	3	4	1	133%

Mental Health: Filings by Case Type

Filed	Fiscal Year				
Case Type	2013	2014	2015	2016	2017
Application for Involuntary Medication	0	0	0	0	0
Application for Involuntary Treatment	0	0	0	0	0
Continued Treatment	3	3	4	4	3
Grand Total	3	3	4	4	3

Mental Health: Method of Disposition

Fiscal Year	Contested Judgment	Consent Judgment	Dismiss by Court	Withdrawn	Change of Venue
2013	0	2	0	1	0
2014	0	3	0	0	0
2015	0	4	0	0	0
2016	0	3	0	0	0
2017	0	3	0	1	0

Criminal Division

Felonies

Fiscal Year	Added	Disposed	Pending	Clearance
2013	28	29	29	104%
2014	34	27	35	79%
2015	34	33	37	97%
2016	36	29	44	81%
2017	22	32	33	145%

Felonies: Filed by NCSC case type

Filings	Fiscal Year				
NCSC Case Type	2013	2014	2015	2016	2017
Domestic Violence	4	5	4	5	2
Drug	5	5	4	5	0
Motor Vehicle - DWI/DUI	2	2	3	0	1
Motor Vehicle - Other	0	0	1	1	0
Other	0	0	0	0	0
Person	2	6	8	12	8
Property	11	11	11	12	10
Protection	0	0	1	0	0
Public Order	4	5	2	1	1
Unknown	0	0	0	0	0
Weapon	0	0	0	0	0
Grand Total	28	34	34	36	22

Felonies: Method of disposition

Fiscal Year	Plea	Court Trial	Jury Trial	Dismiss	Transfer
2013	23	0	1	4	1
2014	23	0	0	4	0
2015	26	0	2	5	0
2016	27	0	0	2	0
2017	29	0	0	3	0

Misdemeanors

Fiscal Year	Added	Disposed	Pending	Clearance
2013	68	65	26	96%
2014	61	70	17	115%
2015	72	63	25	88%
2016	55	50	37	91%
2017	52	58	29	112%

Misdemeanors: Filed by NCSC case type

Filings	Fiscal Year				
NCSC Case Type	2013	2014	2015	2016	2017
Domestic Violence	7	6	10	9	5
Drug	5	0	2	0	0
Motor Vehicle - DWI/DUI	12	12	15	9	11
Motor Vehicle - Other	15	11	16	7	11
Other	0	0	0	0	0
Person	5	2	8	5	5
Property	6	7	7	2	9
Protection	1	3	2	2	1
Public Order	17	20	12	21	10
Unknown	0	0	0	0	0
Weapon	0	0	0	0	0
Grand Total	68	61	72	55	52

Misdemeanors: Method of disposition

Fiscal Year	Plea	Court Trial	Jury Trial	Dismiss	Transfer
2013	55	0	2	8	0
2014	55	1	1	13	0
2015	49	0	1	13	0
2016	43	0	1	6	0
2017	49	0	1	8	0

Civil Division

Major Civil

Fiscal Year	ADDED	DISPOSED	PENDING	CLEARANCE
2013	68	58	50	85%
2014	64	70	44	109%
2015	49	53	41	108%
2016	58	56	38	97%
2017	44	68	27	155%

Civil: Added by case type

Cases Added	Fiscal Year				
Case Type	2013	2014	2015	2016	2017
Appeal	2	1	2	3	4
Claim Against Government	0	0	0	0	0
Collections	20	23	13	11	13
Contract	3	4	4	6	2
Declaratory Relief	4	0	1	3	0
Employment	0	0	0	0	0
Foreclosure	27	14	19	15	11
Govt Enforcement	0	0	0	0	0
Landlord/Tenant	6	7	3	11	7
Miscellaneous	2	5	3	4	4
Prisoner Cases	0	3	1	3	1
Real Property	2	1	1	1	2
Tort	2	6	2	1	0
Grand Total	68	64	49	58	44

Civil: Method of disposition

Fiscal Year	Jury Trial	Court Trial	Summary Judgment	Default Judgment	Consent Judgment	Dismiss by Court	Withdrawn	Change of Venue
2013	0	3	5	17	4	16	13	0
2014	0	3	6	28	8	14	11	0
2015	0	3	5	17	11	5	12	0
2016	0	5	2	20	6	12	11	0
2017	0	4	5	30	8	5	16	0

Small Claims

Small Claims: Five Year Trends in Added, Disposed, Pending and Clearance Rates

Fiscal Year	ADDED	DISPOSED	PENDING	CLEARANCE
2013	32	33	8	103%
2014	49	42	15	86%
2015	64	59	25	92%
2016	33	53	8	161%
2017	29	27	11	93%

Small Claims: Method of Disposition

Fiscal Year	Jury Trial	Court Trial	Summary Judgment	Default Judgment	Consent Judgment	Dismiss by Court	Withdrawn	Change of Venue
2013	0	3	0	4	14	10	1	1
2014	0	8	0	4	25	1	4	0
2015	0	4	0	11	25	10	8	1
2016	0	3	0	9	17	15	8	1
2017	0	4	0	3	11	5	3	1

Civil Protection against Stalking and Sexual Assault

Fiscal Year	ADDED	DISPOSED	PENDING	CLEARANCE
2013	8	9	0	113%
2014	9	8	1	89%
2015	4	5	0	125%
2016	11	11	0	100%
2017	9	9	0	100%

Civil Protection: Method of Disposition

Fiscal Year	Temporary Order Denied	Temporary Order Granted	Final Order Denied	Final Order Granted	Change of Venue
2013	6	3	2	1	0
2014	1	7	7	0	0
2015	1	4	3	1	0
2016	0	11	9	2	0
2017	0	9	9	0	0

Probate Division

ADDED			
VTADS Sub-Module	Case Type	Fiscal Year	Total
Adoption	Adoption-Adult	2014	0
		2015	2
		2016	0
		2017	2
	Adoption-Child	2014	0
		2015	1
		2016	1
		2017	0
Guardianship	Guardianship–Adult	2014	3
		2015	12
		2016	7
		2017	5
	Guardianship–Juvenile	2014	11
		2015	1
		2016	4
		2017	5
	Guardianship-Unknown	2014	0
		2015	0
		2016	0
		2017	0
Estate	Intestate	2014	14
		2015	19
		2016	12
		2017	15
	Testate	2014	18
		2015	11
		2016	19
		2017	20
Trust	Trust	2014	0
		2015	1
		2016	0
		2017	1
Change of Name	Change of Name	2014	0
		2015	4
		2016	4
		2017	4
Emancipation	Emancipation	2014	0
		2015	0
		2016	0
		2017	0
Administrative	Administrative	2014	6
		2015	30
		2016	20
		2017	37

Family Division

Juvenile: Children in Need of Care and Supervision

Fiscal Year	ADDED	DISPOSED	PENDING	CLEARANCE
2013	114	74	74	65%
2014	83	95	59	114%
2015	160	108	108	68%
2016	134	148	92	110%
2017	107	110	72	103%

CHINS: Filings by Case Type

ADDED	Fiscal Year				
	2013	2014	2015	2016	2017
Abuse and Neglect	97	64	148	126	93
Beyond Parental Control	17	17	11	8	8
Truant	0	2	1	0	6
Grand Total	114	83	160	134	107

CHINS: Method of Disposition

Fiscal Year	Needs Supervision	Delinquent	Dismissed by Court	Diversion Complete	Withdrawn	Change of Venue
2013	62	0	2	0	9	1
2014	71	0	4	0	19	1
2015	85	0	5	0	16	2
2016	121	0	15	0	11	1
2017	89	0	8	0	13	0

Juvenile: Delinquency

Fiscal Year	ADDED	DISPOSED	PENDING	CLEARANCE
2013	100	84	24	84%
2014	86	84	15	98%
2015	60	67	12	112%
2016	67	38	18	57%
2017	70	57	34	81%

Delinquency: Filings by Case Type

ADDED	Fiscal Year				
VTADS Sub-Module	2013	2014	2015	2016	2017
Delinquency	91	82	55	66	70
Youthful Offender	9	4	5	1	0
Grand Total	100	86	60	67	70

Delinquency: Filings by NCSC
Case Type

ADDED	Fiscal Year				
NCSC Case Type	2013	2014	2015	2016	2017
Domestic Violence	6	4	5	4	5
Drug	6	6	0	1	4
Motor Vehicle - DWI/DUI	1	1	1	0	1
Motor Vehicle - Other	4	3	1	0	2
Other	0	0	0	0	0
Person	24	25	15	24	23
Property	8	8	9	10	11
Protection	0	2	1	0	0
Public Order	51	37	28	28	24
Unknown	0	0	0	0	0
Grand Total	100	86	60	67	70

Delinquency: Method of
Disposition

Fiscal Year	Needs Supervision	Delinquent	Dismissed by Court	Diversion Complete	Withdrawn	Change of Venue
2013	0	39	1	20	24	0
2014	0	39	4	25	15	1
2015	0	27	4	16	20	0
2016	0	12	8	9	9	0
2017	0	24	3	15	14	1

Juvenile: Termination of Parental Rights

Fiscal Year	Added	Disposed	Pending	Clearance
2013	46	39	22	85%
2014	41	52	11	127%
2015	52	29	34	56%
2016	78	61	51	78%
2017	61	100	12	164%

Domestic: Divorce/Parentage (initial filing)

Fiscal Year	Added	Disposed	Pending	Clearance
2013	404	408	152	101%
2014	380	371	129	98%
2015	328	301	157	92%
2016	348	277	204	80%
2017	351	372	143	106%

Domestic: Filings by Case Type

Added	Fiscal Year				
NCSC Case Type	2013	2014	2015	2016	2017
Dissolution/Divorce	253	216	182	216	195
Domestic Relations - Other	51	20	21	41	28
Parentage	100	144	125	91	128
Grand Total	404	380	328	348	351

Domestic: Method of Disposition

Fiscal Year	Contested Judgment	Consent Judgment	Default Judgment	Dismiss by Court	Withdrawn	Change of Venue
2013	36	249	25	47	46	5
2014	30	210	34	48	46	3
2015	25	172	34	27	42	1
2016	25	153	24	34	37	4
2017	32	231	28	37	40	4

Domestic: Child Support

Fiscal Year	Added	Disposed	Pending	Clearance
2013	974	1,017	288	104%
2014	877	899	274	103%
2015	752	751	281	100%
2016	675	654	319	97%
2017	712	710	346	100%

Child Support: Filings by Case Type

Fiscal Year	Establish IV-D	Establish Not IV-D	Modify/Enforce IV-D	Modify/Enforce Not IV-D	Total
2013	123	153	635	63	974
2014	113	158	540	66	877
2015	117	124	462	49	752
2016	117	118	404	36	675
2017	136	125	407	44	712

Child Support: Method of Disposition

Fiscal Year	Uncontested	Contested	Dismissed	Other	Total
2013	649	208	39	121	1,017
2014	638	142	30	89	899
2015	493	160	43	55	751
2016	405	135	51	63	654
2017	528	106	9	67	710

Domestic – Post Judgment –non child support

Fiscal Year	Added	Disposed	Pending	Clearance
2013	586	599	168	102%
2014	475	478	51	101%
2015	477	467	175	98%
2016	378	377	92	100%
2017	429	406	207	95%

Post Judgment: Method of Disposition

Fiscal Year	Granted Uncontested	Dismissed	Granted Contested	Change of Venue/Other	Disposed
2013	299	24	150	126	599
2014	337	10	88	43	478
2015	257	27	121	62	467
2016	278	6	64	29	377
2017	264	4	79	59	406

Domestic – Protective Order for Relief from Abuse (RFA)

Fiscal Year	Added	Disposed	Pending	Clearance
2013	267	274	4	103%
2014	306	309	4	101%
2015	259	253	5	98%
2016	311	313	6	101%
2017	302	298	8	99%

RFA: Method of Disposition

Fiscal Year	Temporary Order Denied	Temporary Order Granted	Final Order Denied	Final Order Granted	Change of Venue
2013	75	199	125	74	0
2014	92	217	129	88	0
2015	53	199	93	106	1
2016	69	243	136	107	1
2017	80	217	110	107	1

Mental Health

Fiscal Year	Added	Disposed	Pending	Clearance
2013	8	10	1	125%
2014	9	10	0	111%
2015	12	11	1	92%
2016	17	14	4	82%
2017	23	27	0	117%

Mental Health: Filings by Case Type

Filed	Fiscal Year				
Case Type	2013	2014	2015	2016	2017
Application for Involuntary Medication	0	0	0	0	1
Application for Involuntary Treatment	0	0	2	3	10
Continued Treatment	8	9	10	14	12
Grand Total	8	9	12	17	23

Mental Health: Method of Disposition

Fiscal Year	Contested Judgment	Consent Judgment	Dismiss by Court	Withdrawn	Change of Venue
2013	0	9	0	1	0
2014	3	7	0	0	0
2015	0	9	0	0	2
2016	0	11	0	0	3
2017	2	11	0	5	9

Criminal Division

Felonies

Fiscal Year	Added	Disposed	Pending	Clearance
2013	247	256	128	104%
2014	290	288	125	99%
2015	249	249	124	100%
2016	277	239	154	86%
2017	326	257	218	79%

Felonies: Filed by NCSC case type

Filings	Fiscal Year				
NCSC Case Type	2013	2014	2015	2016	2017
Domestic Violence	31	42	34	61	39
Drug	23	57	8	23	48
Motor Vehicle - DWI/DUI	21	22	30	25	23
Motor Vehicle - Other	12	7	12	11	11
Other	0	0	0	0	0
Person	51	51	58	39	76
Property	64	80	55	75	80
Protection	3	1	1	8	8
Public Order	42	30	51	35	41
Unknown	0	0	0	0	0
Weapon	0	0	0	0	0
Grand Total	247	290	249	277	326

Felonies: Method of disposition

Fiscal Year	Plea	Court Trial	Jury Trial	Dismiss	Transfer
2013	187	0	3	63	3
2014	235	1	2	48	2
2015	202	1	1	40	5
2016	174	0	6	58	1
2017	191	0	3	57	6

Misdemeanors

Fiscal Year	Added	Disposed	Pending	Clearance
2013	1,061	1,061	272	100%
2014	990	983	251	99%
2015	1,125	945	252	84%
2016	1,098	1,074	290	98%
2017	1,122	990	404	88%

Misdemeanors: Filed by NCSC case type

Filings	Fiscal Year				
NCSC Case Type	2013	2014	2015	2016	2017
Domestic Violence	46	50	45	45	56
Drug	95	29	22	38	52
Motor Vehicle - DWI/DUI	194	229	227	193	199
Motor Vehicle - Other	299	313	426	321	343
Other	0	0	0	0	1
Person	88	60	66	66	64
Property	139	106	123	163	138
Protection	23	14	23	47	34
Public Order	176	189	193	225	235
Unknown	0	0	0	0	0
Weapon	1	0	0	0	0
Grand Total	1,061	990	1,125	1,098	1,122

Misdemeanors: Method of disposition

Fiscal Year	Plea	Court Trial	Jury Trial	Dismiss	Transfer
2013	724	1	1	330	5
2014	682	0	2	295	4
2015	655	0	5	280	5
2016	621	0	2	429	22
2017	657	1	3	312	17

Civil Division

Major Civil

Fiscal Year	ADDED	DISPOSED	PENDING	CLEARANCE
2013	612	423	368	69%
2014	535	520	395	97%
2015	596	526	448	88%
2016	462	620	297	134%
2017	473	496	294	105%

Civil: Added by case type

Cases Added	Fiscal Year				
Case Type	2013	2014	2015	2016	2017
Appeal	7	10	9	11	6
Claim Against Government	0	1	1	1	1
Collections	136	149	156	96	92
Contract	18	20	23	18	22
Declaratory Relief	13	9	18	11	17
Employment	2	1	0	0	1
Foreclosure	206	107	128	93	70
Govt Enforcement	2	1	0	2	0
Landlord/Tenant	124	145	181	150	164
Miscellaneous	48	37	22	33	30
Prisoner Cases	27	20	17	21	45
Real Property	1	4	4	5	3
Tort	28	31	37	21	22
Grand Total	612	535	596	462	473

Civil: Method of disposition

Fiscal Year	Jury Trial	Court Trial	Summary Judgment	Default Judgment	Consent Judgment	Dismiss by Court	Withdrawn	Change of Venue
2013	1	20	27	161	26	86	99	3
2014	2	55	23	143	29	162	103	3
2015	1	63	21	135	35	172	94	5
2016	1	83	16	162	43	218	94	3
2017	1	96	9	109	22	130	128	1

Small Claims

Fiscal Year	ADDED	DISPOSED	PENDING	CLEARANCE
2013	329	339	95	103%
2014	504	390	209	77%
2015	431	446	194	103%
2016	265	363	96	137%
2017	288	244	141	85%

Small Claims: Method of Disposition

Fiscal Year	Jury Trial	Court Trial	Summary Judgment	Default Judgment	Consent Judgment	Dismiss by Court	Withdrawn	Change of Venue
2013	1	57	0	54	131	34	62	0
2014	0	63	0	42	193	35	57	0
2015	0	76	0	47	165	101	55	2
2016	0	46	0	63	83	98	69	4
2017	0	51	0	33	61	49	50	0

Civil Protection against Stalking and Sexual Assault

Fiscal Year	ADDED	DISPOSED	PENDING	CLEARANCE
2013	72	64	10	89%
2014	83	85	9	102%
2015	99	92	16	93%
2016	137	149	4	109%
2017	128	127	5	99%

Civil Protection: Method of Disposition

Fiscal Year	Temporary Order Denied	Temporary Order Granted	Final Order Denied	Final Order Granted	Change of Venue
2013	3	61	49	12	0
2014	12	73	61	12	0
2015	9	83	59	24	0
2016	37	111	70	41	1
2017	19	108	69	39	0

Probate Division

ADDED			
VTADS Sub-Module	Case Type	Fiscal Year	Total
Adoption	Adoption-Adult	2014	1
		2015	3
		2016	2
		2017	2
	Adoption-Child	2014	37
		2015	35
		2016	36
		2017	49
Guardianship	Guardianship–Adult	2014	32
		2015	33
		2016	41
		2017	44
	Guardianship–Juvenile	2014	50
		2015	26
		2016	26
		2017	42
	Guardianship-Unknown	2014	2
		2015	1
		2016	1
		2017	3
Estate	Intestate	2014	40
		2015	61
		2016	106
		2017	76
	Testate	2014	54
		2015	67
		2016	81
		2017	82
Trust	Trust	2014	7
		2015	1
		2016	7
		2017	2
Change of Name	Change of Name	2014	40
		2015	40
		2016	51
		2017	60
Emancipation	Emancipation	2014	2
		2015	0
		2016	1
		2017	0
Administrative	Administrative	2014	194
		2015	211
		2016	189
		2017	169

Family Division

Juvenile: Children in Need of Care and Supervision

Fiscal Year	ADDED	DISPOSED	PENDING	CLEARANCE
2013	10	8	5	80%
2014	20	10	16	50%
2015	7	20	1	286%
2016	18	10	9	56%
2017	8	11	2	138%

CHINS: Filings by Case Type

ADDED	Fiscal Year				
	2013	2014	2015	2016	2017
Abuse and Neglect	8	18	3	14	0
Beyond Parental Control	1	2	3	0	2
Truant	1	0	1	4	6
Grand Total	10	20	7	18	8

CHINS: Method of Disposition

Fiscal Year	Needs Supervision	Delinquent	Dismissed by Court	Diversion Complete	Withdrawn	Change of Venue
2013	6	0	1	0	1	0
2014	7	0	2	0	0	1
2015	12	0	2	0	0	6
2016	6	0	4	0	0	0
2017	6	0	1	0	4	0

Juvenile: Delinquency

Fiscal Year	ADDED	DISPOSED	PENDING	CLEARANCE
2013	0	1	0	0%
2014	1	0	0	0%
2015	1	3	0	300%
2016	0	0	0	0%
2017	3	3	0	100%

Delinquency: Filings by Case Type

ADDED	Fiscal Year				
VTADS Sub-Module	2013	2014	2015	2016	2017
Delinquency	0	1	1	0	3
Youthful Offender	0	0	0	0	0
Grand Total	0	1	1	0	3

Appendix II Judiciary Statistics FY17 – Grand Isle County

Delinquency: Filings by NCSC Case Type

ADDED	Fiscal Year				
NCSC Case Type	2013	2014	2015	2016	2017
Domestic Violence	0	1	0	0	2
Drug	0	0	0	0	0
Motor Vehicle - DWI/DUI	0	0	0	0	0
Motor Vehicle - Other	0	0	0	0	0
Other	0	0	0	0	0
Person	0	0	0	0	0
Property	0	0	0	0	1
Protection	0	0	1	0	0
Public Order	0	0	0	0	0
Unknown	0	0	0	0	0
Grand Total	0	1	1	0	3

Delinquency: Method of Disposition

Fiscal Year	Needs Supervision	Delinquent	Dismissed by Court	Diversion Complete	Withdrawn	Change of Venue
2013	0	0	0	0	0	1
2014	0	0	0	0	0	0
2015	0	1	1	0	1	0
2016	0	0	0	0	0	0
2017	0	2	0	0	0	1

Juvenile: Termination of Parental Rights

Fiscal Year	Added	Disposed	Pending	Clearance
2013	3	1	2	33%
2014	3	4	1	133%
2015	7	7	1	100%
2016	4	5	0	125%
2017	1	1	0	100%

Domestic: Divorce/Parentage (initial filing)

Fiscal Year	Added	Disposed	Pending	Clearance
2013	38	29	23	76%
2014	38	44	16	116%
2015	42	35	18	83%
2016	28	42	10	150%
2017	24	25	7	104%

Domestic: Filings by Case Type

Added	Fiscal Year				
NCSC Case Type	2013	2014	2015	2016	2017
Dissolution/Divorce	28	23	23	23	15
Domestic Relations - Other	4	0	2	0	4
Parentage	6	15	17	5	5
Grand Total	38	38	42	28	24

Domestic: Method of Disposition

Fiscal Year	Contested Judgment	Consent Judgment	Default Judgment	Dismiss by Court	Withdrawn	Change of Venue
2013	4	16	3	3	3	0
2014	5	32	3	1	3	0
2015	1	26	1	4	1	2
2016	4	28	5	0	4	1
2017	1	22	0	1	1	0

Domestic: Child Support

Fiscal Year	Added	Disposed	Pending	Clearance
2013	74	71	21	96%
2014	62	65	20	105%
2015	87	74	36	85%
2016	69	87	17	126%
2017	53	50	20	94%

Child Support: Filings by Case Type

Fiscal Year	Establish IV-D	Establish Not IV-D	Modify/Enforce IV-D	Modify/Enforce Not IV-D	Total
2013	12	17	40	5	74
2014	15	8	32	7	62
2015	18	12	46	11	87
2016	10	10	44	5	69
2017	8	6	36	3	53

Child Support: Method of Disposition

Fiscal Year	Uncontested	Contested	Dismissed	Other	Total
2013	48	12	5	6	71
2014	47	9	5	4	65
2015	53	14	1	6	74
2016	61	16	4	6	87
2017	31	16	2	1	50

Domestic – Post Judgment –non child support

Fiscal Year	Added	Disposed	Pending	Clearance
2013	38	38	7	100%
2014	38	32	15	84%
2015	57	48	20	84%
2016	38	46	7	121%
2017	33	30	13	91%

Post Judgment: Method of Disposition

Fiscal Year	Granted Uncontested	Dismissed	Granted Contested	Change of Venue/Other	Disposed
2013	22	3	8	5	38
2014	29	0	2	1	32
2015	32	0	13	3	48
2016	31	1	12	2	46
2017	17	1	12	0	30

Domestic – Protective Order for Relief from Abuse (RFA)

Fiscal Year	Added	Disposed	Pending	Clearance
2013	23	21	2	91%
2014	41	40	3	98%
2015	32	33	2	103%
2016	46	47	1	102%
2017	34	33	2	97%

RFA: Method of Disposition

Fiscal Year	Temporary Order Denied	Temporary Order Granted	Final Order Denied	Final Order Granted	Change of Venue
2013	6	15	9	6	0
2014	11	29	17	12	0
2015	8	25	14	11	0
2016	19	28	15	13	0
2017	9	23	8	15	1

Mental Health

Fiscal Year	Added	Disposed	Pending	Clearance
2013	0	1	0	0%
2014	0	0	0	0%
2015	0	0	0	0%
2016	0	0	0	0%
2017	0	0	0	0%

Mental Health: Filings by Case Type

Filed	Fiscal Year				
Case Type	2013	2014	2015	2016	2017
Application for Involuntary Medication	0	0	0	0	0
Application for Involuntary Treatment	0	0	0	0	0
Continued Treatment	0	0	0	0	0
Grand Total	0	0	0	0	0

Mental Health: Method of Disposition

Fiscal Year	Contested Judgment	Consent Judgment	Dismiss by Court	Withdrawn	Change of Venue
2013	0	0	0	1	0
2014	0	0	0	0	0
2015	0	0	0	0	0
2016	0	0	0	0	0
2017	0	0	0	0	0

Criminal Division

Felonies

Fiscal Year	Added	Pending	Disposed	Clearance
2013	31	15	26	84%
2014	28	17	30	107%
2015	25	13	30	120%
2016	22	11	21	95%
2017	23	20	14	61%

Felonies: Filed by NCSC case type

Filings	Fiscal Year				
NCSC Case Type	2013	2014	2015	2016	2017
Domestic Violence	1	3	6	6	5
Drug	2	2	2	0	1
Motor Vehicle - DWI/DUI	4	2	1	1	0
Motor Vehicle - Other	1	1	0	0	1
Other	0	0	0	0	0
Person	0	3	1	2	5
Property	18	13	10	5	5
Protection	0	0	1	0	0
Public Order	5	4	4	8	6
Unknown	0	0	0	0	0
Weapon	0	0	0	0	0
Grand Total	31	28	25	22	23

Felonies: Method of disposition

Fiscal Year	Plea	Court Trial	Jury Trial	Dismiss	Transfer
2013	19	0	0	7	0
2014	23	0	0	6	1
2015	24	0	1	2	3
2016	17	0	0	4	0
2017	8	0	0	6	0

Misdemeanors

Fiscal Year	Added	Pending	Disposed	Clearance
2013	90	8	108	120%
2014	112	25	101	90%
2015	102	22	93	91%
2016	77	14	98	127%
2017	56	26	41	73%

Misdemeanors: Filed by NCSC case type

Filings	Fiscal Year				
NCSC Case Type	2013	2014	2015	2016	2017
Domestic Violence	2	6	2	4	2
Drug	5	8	0	3	1
Motor Vehicle - DWI/DUI	21	39	33	16	14
Motor Vehicle - Other	27	30	33	17	12
Other	0	0	0	0	0
Person	13	8	6	5	7
Property	5	6	10	12	3
Protection	3	3	2	3	4
Public Order	14	12	16	17	13
Unknown	0	0	0	0	0
Weapon	0	0	0	0	0
Grand Total	90	112	102	77	56

Misdemeanors: Method of disposition

Fiscal Year	Plea	Court Trial	Jury Trial	Dismiss	Transfer
2013	75	0	1	27	5
2014	61	0	0	36	4
2015	66	0	2	21	4
2016	71	0	0	25	2
2017	30	0	0	6	5

Civil Division

Major Civil

Fiscal Year	ADDED	DISPOSED	PENDING	CLEARANCE
2013	85	82	51	96%
2014	68	62	65	91%
2015	87	79	71	91%
2016	77	90	59	117%
2017	53	63	50	119%

ADDED BY CASE TYPE

Cases Added	Fiscal Year				
Case Type	2013	2014	2015	2016	2017
Appeal	4	0	2	2	1
Claim Against Government	0	0	0	0	1
Collections	16	20	22	10	8
Contract	2	3	4	3	1
Declaratory Relief	2	0	2	5	1
Employment	0	0	0	0	0
Foreclosure	38	19	25	24	16
Govt Enforcement	0	0	0	0	0
Landlord/Tenant	8	15	13	16	6
Miscellaneous	7	7	15	9	10
Prisoner Cases	1	1	0	0	0
Real Property	3	0	0	1	0
Tort	4	3	4	7	9
Grand Total	85	68	87	77	53

Civil: Added by case type

Fiscal Year	Jury Trial	Court Trial	Summary Judgment	Default Judgment	Consent Judgment	Dismiss by Court	Withdrawn	Change of Venue
2013	0	17	3	25	2	5	28	2
2014	0	4	4	16	10	3	25	0
2015	0	11	5	34	11	3	15	0
2016	0	5	3	37	5	9	31	0
2017	0	5	7	18	3	3	27	0

Appendix II Judiciary Statistics FY17 – Grand Isle County

Small Claims

Fiscal Year	ADDED	DISPOSED	PENDING	CLEARANCE
2013	39	43	5	110%
2014	55	41	19	75%
2015	61	68	12	111%
2016	53	62	4	117%
2017	32	22	14	69%

Small Claims: Method of Disposition

Fiscal Year	Jury Trial	Court Trial	Summary Judgment	Default Judgment	Consent Judgment	Dismiss by Court	Withdrawn	Change of Venue
2013	0	12	0	4	15	5	7	0
2014	0	4	0	4	23	7	3	0
2015	0	8	0	12	27	12	9	0
2016	0	8	0	8	14	22	10	0
2017	0	5	0	4	10	1	2	0

Civil Protection against Stalking and Sexual Assault

Fiscal Year	ADDED	DISPOSED	PENDING	CLEARANCE
2013	7	7	0	100%
2014	8	5	3	63%
2015	4	7	0	175%
2016	7	7	0	100%
2017	15	15	0	100%

Civil Protection: Method of Disposition

Fiscal Year	Temporary Order Denied	Temporary Order Granted	Final Order Denied	Final Order Granted	Change of Venue
2013	2	5	4	1	0
2014	1	4	2	2	0
2015	1	6	4	2	0
2016	4	3	1	2	0
2017	9	6	4	2	0

Probate Division

ADDED			
VTADS Sub-Module	Case Type	Fiscal Year	Total
Adoption	Adoption-Adult	2014	4
		2015	0
		2016	0
		2017	1
	Adoption-Child	2014	4
		2015	1
		2016	2
		2017	3
Guardianship	Guardianship–Adult	2014	5
		2015	2
		2016	3
		2017	6
	Guardianship–Juvenile	2014	8
		2015	4
		2016	11
		2017	10
	Guardianship-Unknown	2014	0
		2015	0
		2016	1
		2017	2
Estate	Intestate	2014	14
		2015	10
		2016	16
		2017	14
	Testate	2014	19
		2015	12
		2016	21
		2017	22
Trust	Trust	2014	2
		2015	1
		2016	0
		2017	6
Change of Name	Change of Name	2014	7
		2015	7
		2016	8
		2017	8
Emancipation	Emancipation	2014	1
		2015	0
		2016	0
		2017	1
Administrative	Administrative	2014	69
		2015	45
		2016	77
		2017	37

Family Division

Juvenile: Children in Need of Care and Supervision

Fiscal Year	ADDED	DISPOSED	PENDING	CLEARANCE
2013	15	21	1	140%
2014	39	22	20	56%
2015	45	42	23	93%
2016	30	39	14	130%
2017	37	44	7	119%

CHINS: Filings by Case Type

ADDED	Fiscal Year				
	2013	2014	2015	2016	2017
Abuse and Neglect	7	32	36	21	31
Beyond Parental Control	4	2	5	3	2
Truant	4	5	4	6	4
Grand Total	15	39	45	30	37

CHINS: Method of Disposition

Fiscal Year	Needs Supervision	Delinquent	Dismissed by Court	Diversion Complete	Withdrawn	Change of Venue
2013	10	0	7	0	3	1
2014	16	0	4	0	1	1
2015	28	0	9	0	5	0
2016	20	1	7	0	10	1
2017	28	0	6	0	10	0

Juvenile: Delinquency

Fiscal Year	ADDED	DISPOSED	PENDING	CLEARANCE
2013	47	51	3	109%
2014	27	32	1	119%
2015	31	23	8	74%
2016	29	27	10	93%
2017	20	16	2	80%

Delinquency: Filings by Case Type

ADDED	Fiscal Year				
VTADS Sub-Module	2013	2014	2015	2016	2017
Delinquency	46	25	31	28	20
Youthful Offender	1	2	0	1	0
Grand Total	47	27	31	29	20

Delinquency: Filings by NCSC
Case Type

ADDED	Fiscal Year				
NCSC Case Type	2013	2014	2015	2016	2017
Domestic Violence	3	2	1	0	1
Drug	5	1	5	0	1
Motor Vehicle - DWI/DUI	0	0	0	1	0
Motor Vehicle - Other	2	0	0	3	0
Other	0	0	0	0	0
Person	11	6	9	13	5
Property	4	6	2	4	4
Protection	0	0	0	0	0
Public Order	22	12	14	8	9
Unknown	0	0	0	0	0
Grand Total	47	27	31	29	20

Delinquency: Method of
Disposition

Fiscal Year	Needs Supervision	Delinquent	Dismissed by Court	Diversion Complete	Withdrawn	Change of Venue
2013	0	4	16	1	29	1
2014	0	2	8	5	17	0
2015	0	2	5	3	12	1
2016	0	4	5	0	18	0
2017	0	0	3	2	11	0

Juvenile: Termination of Parental Rights

Fiscal Year	Added	Disposed	Pending	Clearance
2013	2	9	2	450%
2014	2	2	2	100%
2015	11	4	9	36%
2016	12	14	7	117%
2017	14	18	3	129%

Domestic: Divorce/Parentage (initial filing)

Fiscal Year	Added	Disposed	Pending	Clearance
2013	204	209	59	102%
2014	240	207	85	86%
2015	185	219	67	118%
2016	170	179	42	105%
2017	157	139	68	89%

Domestic: Filings by Case Type

Added	Fiscal Year				
NCSC Case Type	2013	2014	2015	2016	2017
Dissolution/Divorce	126	156	115	116	97
Domestic Relations - Other	26	39	34	15	11
Parentage	52	45	36	39	49
Grand Total	204	240	185	170	157

Domestic: Method of Disposition

Fiscal Year	Contested Judgment	Consent Judgment	Default Judgment	Dismiss by Court	Withdrawn	Change of Venue
2013	23	125	10	18	30	3
2014	18	128	17	19	25	0
2015	22	142	16	15	20	4
2016	11	118	6	17	25	2
2017	10	85	11	20	12	1

Domestic: Child Support

Fiscal Year	Added	Disposed	Pending	Clearance
2013	361	363	118	101%
2014	350	323	145	92%
2015	343	341	150	99%
2016	309	332	137	107%
2017	322	325	133	101%

Child Support: Filings by Case Type

Fiscal Year	Establish IV-D	Establish Not IV-D	Modify/Enforce IV-D	Modify/Enforce Not IV-D	Total
2013	47	81	209	24	361
2014	71	78	190	11	350
2015	54	61	209	19	343
2016	44	61	188	16	309
2017	51	57	203	11	322

Child Support: Method of Disposition

Fiscal Year	Uncontested	Contested	Dismissed	Other	Total
2013	261	41	47	14	363
2014	239	34	38	12	323
2015	241	47	30	23	341
2016	248	21	25	38	332
2017	261	12	18	34	325

Domestic – Post Judgment –non child support

Fiscal Year	Added	Disposed	Pending	Clearance
2013	194	191	56	98%
2014	165	170	48	103%
2015	204	187	70	92%
2016	132	119	49	90%
2017	187	194	64	104%

Post Judgment: Method of Disposition

Fiscal Year	Granted Uncontested	Dismissed	Granted Contested	Change of Venue/Other	Disposed
2013	104	23	27	37	191
2014	139	5	20	6	170
2015	114	20	33	20	187
2016	92	4	8	15	119
2017	156	8	9	21	194

Domestic – Protective Order for Relief from Abuse (RFA)

Fiscal Year	Added	Disposed	Pending	Clearance
2013	180	175	10	97%
2014	161	152	19	94%
2015	112	123	7	110%
2016	130	131	6	101%
2017	132	133	5	101%

RFA: Method of Disposition

Fiscal Year	Temporary Order Denied	Temporary Order Granted	Final Order Denied	Final Order Granted	Change of Venue
2013	63	109	66	43	3
2014	52	100	60	40	0
2015	34	88	61	27	1
2016	39	92	46	46	0
2017	30	103	54	49	0

Mental Health

Fiscal Year	Added	Disposed	Pending	Clearance
2013	27	26	5	96%
2014	35	34	6	97%
2015	4	6	4	150%
2016	9	11	2	122%
2017	17	15	4	88%

Mental Health: Filings by Case Type

Filed	Fiscal Year				
Case Type	2013	2014	2015	2016	2017
Application for Involuntary Medication	5	10	0	0	0
Application for Involuntary Treatment	15	10	0	3	2
Continued Treatment	7	15	4	6	15
Grand Total	27	35	4	9	17

Mental Health: Method of Disposition

Fiscal Year	Contested Judgment	Consent Judgment	Dismiss by Court	Withdrawn	Change of Venue
2013	5	10	1	8	2
2014	11	14	1	7	1
2015	1	3	0	0	2
2016	0	7	0	2	2
2017	0	11	1	1	2

Criminal Division

Felonies

Fiscal Year	Added	Disposed	Pending	Clearance
2013	103	97	51	94%
2014	98	105	50	107%
2015	101	81	68	80%
2016	76	87	56	114%
2017	80	73	61	91%

Felonies: Filed by NCSC case type

Filings	Fiscal Year				
NCSC Case Type	2013	2014	2015	2016	2017
Domestic Violence	7	13	18	14	16
Drug	17	10	13	10	5
Motor Vehicle - DWI/DUI	18	16	18	12	19
Motor Vehicle - Other	3	5	5	8	3
Other	0	0	0	0	0
Person	16	23	25	11	12
Property	25	15	12	12	14
Protection	5	5	2	0	1
Public Order	12	11	8	9	10
Unknown	0	0	0	0	0
Weapon	0	0	0	0	0
Grand Total	103	98	101	76	80

Felonies: Method of disposition

Fiscal Year	Plea	Court Trial	Jury Trial	Dismiss	Transfer
2013	83	0	2	12	0
2014	82	0	1	21	1
2015	76	0	0	4	1
2016	70	0	1	13	3
2017	54	0	1	15	3

Misdemeanors

Fiscal Year	Added	Disposed	Pending	Clearance
2013	542	572	118	106%
2014	475	502	127	106%
2015	472	486	105	103%
2016	375	360	98	96%
2017	318	311	95	98%

Misdemeanors: Filed by NCSC case type

Filings	Fiscal Year				
NCSC Case Type	2013	2014	2015	2016	2017
Domestic Violence	28	24	15	10	25
Drug	64	17	8	7	9
Motor Vehicle - DWI/DUI	146	146	150	138	100
Motor Vehicle - Other	119	115	115	94	67
Other	0	0	0	0	0
Person	22	19	31	19	30
Property	50	33	47	42	23
Protection	4	17	10	10	12
Public Order	109	104	96	55	52
Unknown	0	0	0	0	0
Weapon	0	0	0	0	0
Grand Total	542	475	472	375	318

Misdemeanors: Method of disposition

Fiscal Year	Plea	Court Trial	Jury Trial	Dismiss	Transfer
2013	403	0	0	166	3
2014	323	0	0	174	5
2015	322	0	2	153	9
2016	195	1	0	161	3
2017	157	0	1	149	4

Civil Division

Major Civil

Fiscal Year	ADDED	DISPOSED	PENDING	CLEARANCE
2013	309	252	233	82%
2014	256	285	200	111%
2015	231	304	109	132%
2016	219	247	107	113%
2017	210	217	113	103%

Civil: Added by case type

Cases Added	Fiscal Year				
Case Type	2013	2014	2015	2016	2017
Appeal	15	2	9	7	1
Claim Against Government	0	0	0	0	1
Collections	56	64	79	63	54
Contract	14	13	16	21	16
Declaratory Relief	2	1	2	4	2
Employment	2	0	0	1	1
Foreclosure	107	80	56	54	40
Govt Enforcement	1	0	0	2	1
Landlord/Tenant	66	47	40	35	53
Miscellaneous	19	24	8	12	17
Prisoner Cases	4	6	8	2	2
Real Property	1	0	3	6	5
Tort	22	19	10	12	17
Grand Total	309	256	231	219	210

Civil: Method of disposition

Fiscal Year	Jury Trial	Court Trial	Summary Judgment	Default Judgment	Consent Judgment	Dismiss by Court	Withdrawn	Change of Venue
2013	1	51	14	47	16	10	110	3
2014	2	49	14	65	20	27	107	1
2015	1	83	15	61	11	32	100	1
2016	2	43	4	76	32	24	66	0
2017	3	32	8	62	24	22	66	0

Small Claims

Fiscal Year	ADDED	DISPOSED	PENDING	CLEARANCE
2013	204	222	44	109%
2014	203	207	44	102%
2015	226	220	49	97%
2016	157	181	25	115%
2017	121	97	49	80%

Small Claims: Method of Disposition

Fiscal Year	Jury Trial	Court Trial	Summary Judgment	Default Judgment	Consent Judgment	Dismiss by Court	Withdrawn	Change of Venue
2013	0	57	0	20	64	40	38	3
2014	0	31	0	17	81	51	26	1
2015	0	28	0	24	100	37	25	6
2016	0	30	0	34	36	51	29	1
2017	0	17	0	20	24	16	18	2

Civil Protection against Stalking and Sexual Assault

Fiscal Year	ADDED	DISPOSED	PENDING	CLEARANCE
2013	29	25	7	86%
2014	30	34	3	113%
2015	35	37	1	106%
2016	31	30	2	97%
2017	40	40	2	100%

Civil Protection: Method of Disposition

Fiscal Year	Temporary Order Denied	Temporary Order Granted	Final Order Denied	Final Order Granted	Change of Venue
2013	6	19	15	4	0
2014	12	22	13	9	0
2015	11	26	13	13	0
2016	15	15	6	9	0
2017	11	29	18	11	0

Probate Division

ADDED			
VTADS Sub-Module	Case Type	Fiscal Year	Total
Adoption	Adoption-Adult	2014	1
		2015	1
		2016	3
		2017	4
	Adoption-Child	2014	1
		2015	3
		2016	2
		2017	5
Guardianship	Guardianship–Adult	2014	21
		2015	17
		2016	12
		2017	22
	Guardianship–Juvenile	2014	14
		2015	14
		2016	25
		2017	6
	Guardianship-Unknown	2014	0
		2015	1
		2016	2
		2017	1
Estate	Intestate	2014	49
		2015	33
		2016	34
		2017	37
	Testate	2014	62
		2015	69
		2016	76
		2017	67
Trust	Trust	2014	3
		2015	1
		2016	2
		2017	2
Change of Name	Change of Name	2014	28
		2015	24
		2016	21
		2017	19
Emancipation	Emancipation	2014	1
		2015	1
		2016	1
		2017	0
Administrative	Administrative	2014	86
		2015	129
		2016	208
		2017	161

Family Division

Juvenile: Children in Need of Care and Supervision

Fiscal Year	ADDED	DISPOSED	PENDING	CLEARANCE
2013	29	36	5	124%
2014	72	43	34	60%
2015	50	59	23	118%
2016	60	53	29	88%
2017	21	32	15	152%

CHINS: Filings by Case Type

ADDED	Fiscal Year				
	2013	2014	2015	2016	2017
Abuse and Neglect	24	61	45	52	13
Beyond Parental Control	5	6	1	0	0
Truant	0	5	4	8	8
Grand Total	29	72	50	60	21

CHINS: Method of Disposition

Fiscal Year	Needs Supervision	Delinquent	Dismissed by Court	Diversion Complete	Withdrawn	Change of Venue
2013	30	0	3	0	2	1
2014	37	0	1	0	5	0
2015	44	0	4	0	10	1
2016	36	0	7	0	9	1
2017	11	0	1	0	17	3

Juvenile: Delinquency

Fiscal Year	ADDED	DISPOSED	PENDING	CLEARANCE
2013	14	26	0	186%
2014	31	19	4	61%
2015	31	30	3	97%
2016	24	29	1	121%
2017	33	32	0	97%

Delinquency: Filings by Case Type

ADDED	Fiscal Year				
VTADS Sub-Module	2013	2014	2015	2016	2017
Delinquency	14	31	29	24	33
Youthful Offender	0	0	2	0	0
Grand Total	14	31	31	24	33

Delinquency: Filings by NCSC
Case Type

ADDED	Fiscal Year				
NCSC Case Type	2013	2014	2015	2016	2017
Domestic Violence	2	2	3	4	3
Drug	3	6	1	1	3
Motor Vehicle - DWI/DUI	0	1	0	0	1
Motor Vehicle - Other	0	2	2	1	3
Other	0	0	0	0	0
Person	4	7	6	8	9
Property	3	3	2	2	3
Protection	0	0	0	0	0
Public Order	2	10	17	8	11
Unknown	0	0	0	0	0
Grand Total	14	31	31	24	33

Delinquency: Method of
Disposition

Fiscal Year	Needs Supervision	Delinquent	Dismissed by Court	Diversion Complete	Withdrawn	Change of Venue
2013	0	4	0	13	7	2
2014	0	6	0	9	4	0
2015	0	7	0	15	7	1
2016	0	10	0	8	6	5
2017	0	11	2	9	9	1

Juvenile: Termination of Parental Rights

Fiscal Year	Added	Disposed	Pending	Clearance
2013	8	9	2	113%
2014	23	4	21	17%
2015	16	24	13	150%
2016	17	17	13	100%
2017	4	14	3	350%

Domestic: Divorce/Parentage (initial filing)

Fiscal Year	Added	Disposed	Pending	Clearance
2013	199	195	87	98%
2014	185	191	79	103%
2015	188	186	81	99%
2016	124	145	63	117%
2017	168	134	89	80%

Domestic: Filings by Case Type

Added	Fiscal Year				
NCSC Case Type	2013	2014	2015	2016	2017
Dissolution/Divorce	121	118	127	78	115
Domestic Relations - Other	38	36	24	20	26
Parentage	40	31	37	26	27
Grand Total	199	185	188	124	168

Domestic: Method of Disposition

Fiscal Year	Contested Judgment	Consent Judgment	Default Judgment	Dismiss by Court	Withdrawn	Change of Venue
2013	5	135	17	25	12	1
2014	9	127	13	26	14	2
2015	22	120	7	24	10	3
2016	19	91	6	18	7	4
2017	5	95	9	12	9	4

Domestic: Child Support

Fiscal Year	Added	Disposed	Pending	Clearance
2013	346	345	117	100%
2014	337	348	108	103%
2015	359	368	101	103%
2016	264	275	105	104%
2017	269	229	147	85%

Child Support: Filings by Case Type

Fiscal Year	Establish IV-D	Establish Not IV-D	Modify/Enforce IV-D	Modify/Enforce Not IV-D	Total
2013	70	58	180	38	346
2014	58	60	177	42	337
2015	49	67	193	50	359
2016	31	40	162	31	264
2017	41	60	151	17	269

Child Support: Method of Disposition

Fiscal Year	Uncontested	Contested	Dismissed	Other	Total
2013	277	37	1	30	345
2014	281	45	0	22	348
2015	297	37	3	31	368
2016	205	36	5	29	275
2017	170	25	9	25	229

Domestic – Post Judgment –non child support

Fiscal Year	Added	Disposed	Pending	Clearance
2013	183	184	58	101%
2014	123	117	27	95%
2015	201	207	57	103%
2016	122	131	23	107%
2017	157	139	69	89%

Post Judgment: Method of Disposition

Fiscal Year	Granted Uncontested	Dismissed	Granted Contested	Change of Venue/Other	Disposed
2013	146	1	26	11	184
2014	89	0	18	10	117
2015	149	1	21	36	207
2016	98	2	16	15	131
2017	100	3	17	19	139

Domestic – Protective Order for Relief from Abuse (RFA)

Fiscal Year	Added	Disposed	Pending	Clearance
2013	130	130	5	100%
2014	133	131	7	98%
2015	127	129	6	102%
2016	154	149	9	97%
2017	112	105	13	94%

RFA: Method of Disposition

Fiscal Year	Temporary Order Denied	Temporary Order Granted	Final Order Denied	Final Order Granted	Change of Venue
2013	38	91	55	36	1
2014	20	110	50	60	1
2015	20	109	52	57	0
2016	34	114	52	62	1
2017	27	78	39	39	0

Mental Health

Fiscal Year	Added	Disposed	Pending	Clearance
2013	31	30	7	97%
2014	27	31	3	115%
2015	24	24	3	100%
2016	26	22	7	85%
2017	24	28	3	117%

Mental Health: Filings by Case Type

Filed	Fiscal Year				
Case Type	2013	2014	2015	2016	2017
Application for Involuntary Medication	2	1	0	0	0
Application for Involuntary Treatment	0	0	2	3	6
Continued Treatment	29	26	22	23	18
Grand Total	31	27	24	26	24

Mental Health: Method of Disposition

Fiscal Year	Contested Judgment	Consent Judgment	Dismiss by Court	Withdrawn	Change of Venue
2013	0	26	0	1	3
2014	0	28	1	0	2
2015	2	17	0	2	3
2016	1	17	1	0	3
2017	4	15	0	2	7

Criminal Division

Felonies

Fiscal Year	Added	Disposed	Pending	Clearance
2013	73	95	37	130%
2014	107	65	72	61%
2015	93	96	74	103%
2016	96	109	62	114%
2017	68	81	51	119%

Felonies: Filed by NCSC case type

Filings	Fiscal Year				
NCSC Case Type	2013	2014	2015	2016	2017
Domestic Violence	6	13	13	15	9
Drug	4	14	14	26	9
Motor Vehicle - DWI/DUI	12	13	9	7	11
Motor Vehicle - Other	2	4	4	3	4
Other	0	0	0	0	0
Person	10	15	13	12	5
Property	25	34	26	16	19
Protection	1	2	2	6	1
Public Order	13	12	12	11	10
Unknown	0	0	0	0	0
Weapon	0	0	0	0	0
Grand Total	73	107	93	96	68

Felonies: Method of disposition

Fiscal Year	Plea	Court Trial	Jury Trial	Dismiss	Transfer
2013	74	0	0	17	4
2014	50	0	0	14	1
2015	78	0	1	17	0
2016	88	1	0	18	2
2017	61	0	1	16	3

Misdemeanors

Fiscal Year	Added	Disposed	Pending	Clearance
2013	432	417	83	97%
2014	473	455	104	96%
2015	440	430	112	98%
2016	420	464	104	110%
2017	384	355	109	92%

Misdemeanors: Filed by NCSC case type

Filings	Fiscal Year				
NCSC Case Type	2013	2014	2015	2016	2017
Domestic Violence	29	36	29	28	26
Drug	26	12	19	14	8
Motor Vehicle - DWI/DUI	100	137	123	108	95
Motor Vehicle - Other	102	117	129	101	84
Other	0	0	0	0	0
Person	41	38	39	31	49
Property	62	43	25	32	27
Protection	12	15	10	19	10
Public Order	60	75	66	87	85
Unknown	0	0	0	0	0
Weapon	0	0	0	0	0
Grand Total	432	473	440	420	384

Misdemeanors: Method of disposition

Fiscal Year	Plea	Court Trial	Jury Trial	Dismiss	Transfer
2013	309	0	1	107	0
2014	342	1	1	109	2
2015	343	0	0	82	5
2016	313	1	3	141	6
2017	244	0	1	103	7

Civil Division

Major Civil

Fiscal Year	ADDED	DISPOSED	PENDING	CLEARANCE
2013	280	257	161	92%
2014	268	241	196	90%
2015	240	274	160	114%
2016	177	207	134	117%
2017	227	194	168	85%

Civil: Added by case type

Cases Added	Fiscal Year				
Case Type	2013	2014	2015	2016	2017
Appeal	7	8	6	7	8
Claim Against Government	1	0	0	0	0
Collections	79	88	78	54	55
Contract	9	16	8	9	13
Declaratory Relief	3	4	5	2	1
Employment	1	2	4	0	1
Foreclosure	91	61	48	32	51
Govt Enforcement	0	0	0	0	0
Landlord/Tenant	53	60	58	42	69
Miscellaneous	13	8	5	16	9
Prisoner Cases	2	4	4	5	3
Real Property	3	2	5	2	2
Tort	18	15	19	8	15
Grand Total	280	268	240	177	227

Civil: Method of disposition

Fiscal Year	Jury Trial	Court Trial	Summary Judgment	Default Judgment	Consent Judgment	Dismiss by Court	Withdrawn	Change of Venue
2013	1	18	26	51	34	51	70	6
2014	1	16	29	72	28	19	72	4
2015	1	15	35	84	22	40	77	0
2016	0	9	19	45	31	33	68	2
2017	0	13	19	39	27	33	59	4

Small Claims

Fiscal Year	ADDED	DISPOSED	PENDING	CLEARANCE
2013	185	195	31	105%
2014	247	202	78	82%
2015	245	234	89	96%
2016	132	189	34	143%
2017	122	95	63	78%

Small Claims: Method of Disposition

Fiscal Year	Jury Trial	Court Trial	Summary Judgment	Default Judgment	Consent Judgment	Dismiss by Court	Withdrawn	Change of Venue
2013	0	22	0	22	96	25	29	1
2014	0	21	0	17	120	17	27	0
2015	0	26	0	29	114	27	38	0
2016	0	17	0	30	51	65	24	2
2017	0	10	0	19	31	11	24	0

Civil Protection against Stalking and Sexual Assault

Fiscal Year	ADDED	DISPOSED	PENDING	CLEARANCE
2013	26	26	0	100%
2014	26	25	1	96%
2015	34	33	2	97%
2016	33	35	0	106%
2017	29	24	5	83%

Civil Protection: Method of Disposition

Fiscal Year	Temporary Order Denied	Temporary Order Granted	Final Order Denied	Final Order Granted	Change of Venue
2013	4	22	16	6	0
2014	2	23	19	4	0
2015	7	26	17	9	0
2016	8	27	14	13	0
2017	5	19	13	6	0

Probate Division

ADDED			
VTADS Sub-Module	Case Type	Fiscal Year	Total
Adoption	Adoption-Adult	2014	2
		2015	1
		2016	1
		2017	1
	Adoption-Child	2014	11
		2015	8
		2016	9
		2017	23
Guardianship	Guardianship–Adult	2014	31
		2015	28
		2016	23
		2017	30
	Guardianship–Juvenile	2014	33
		2015	10
		2016	31
		2017	29
	Guardianship-Unknown	2014	1
		2015	0
		2016	1
		2017	2
Estate	Intestate	2014	33
		2015	44
		2016	39
		2017	47
	Testate	2014	83
		2015	68
		2016	81
		2017	63
Trust	Trust	2014	2
		2015	4
		2016	3
		2017	3
Change of Name	Change of Name	2014	19
		2015	24
		2016	18
		2017	26
Emancipation	Emancipation	2014	4
		2015	2
		2016	2
		2017	3
Administrative	Administrative	2014	16
		2015	29
		2016	92
		2017	145

Family Division

Juvenile: Children in Need of Care and Supervision

Fiscal Year	ADDED	DISPOSED	PENDING	CLEARANCE
2013	26	30	11	115%
2014	31	36	7	116%
2015	49	31	24	63%
2016	42	41	16	98%
2017	43	36	16	84%

CHINS: Filings by Case Type

ADDED	Fiscal Year				
	2013	2014	2015	2016	2017
Abuse and Neglect	14	24	43	30	29
Beyond Parental Control	10	3	5	7	8
Truant	2	4	1	5	6
Grand Total	26	31	49	42	43

CHINS: Method of Disposition

Fiscal Year	Needs Supervision	Delinquent	Dismissed by Court	Diversion Complete	Withdrawn	Change of Venue
2013	23	0	3	0	3	1
2014	31	0	2	0	3	0
2015	22	0	3	0	4	2
2016	24	0	9	0	6	2
2017	17	0	10	0	7	2

Juvenile: Delinquency

Fiscal Year	ADDED	DISPOSED	PENDING	CLEARANCE
2013	52	66	6	127%
2014	33	34	7	103%
2015	21	29	3	138%
2016	41	27	12	66%
2017	39	34	7	87%

Delinquency: Filings by Case Type

ADDED	Fiscal Year				
VTADS Sub-Module	2013	2014	2015	2016	2017
Delinquency	48	28	20	36	37
Youthful Offender	4	5	1	5	2
Grand Total	52	33	21	41	39

Appendix II Judiciary Statistics FY17 – Orleans County

Delinquency: Filings by NCSC Case Type

ADDED	Fiscal Year				
NCSC Case Type	2013	2014	2015	2016	2017
Domestic Violence	2	1	1	3	2
Drug	7	0	3	1	3
Motor Vehicle - DWI/DUI	1	0	0	0	0
Motor Vehicle - Other	5	2	2	2	2
Other	0	0	0	0	0
Person	7	2	5	17	14
Property	8	15	2	10	4
Protection	0	0	1	0	0
Public Order	22	13	7	8	14
Unknown	0	0	0	0	0
Grand Total	52	33	21	41	39

Delinquency: Method of Disposition

Fiscal Year	Needs Supervision	Delinquent	Dismissed by Court	Diversion Complete	Withdrawn	Change of Venue
2013	0	30	0	18	17	1
2014	0	20	0	8	6	0
2015	0	17	0	8	4	0
2016	0	20	3	1	2	1
2017	0	15	2	12	5	0

Juvenile: Termination of Parental Rights

Fiscal Year	Added	Disposed	Pending	Clearance
2013	10	12	5	120%
2014	5	8	2	160%
2015	6	5	3	83%
2016	18	5	16	28%
2017	14	27	3	193%

Domestic: Divorce/Parentage (initial filing)

Fiscal Year	Added	Disposed	Pending	Clearance
2013	222	280	83	126%
2014	222	208	88	94%
2015	194	189	91	97%
2016	185	190	85	103%
2017	169	196	69	116%

Domestic: Filings by Case Type

Added	Fiscal Year				
NCSC Case Type	2013	2014	2015	2016	2017
Dissolution/Divorce	126	128	122	101	99
Domestic Relations - Other	12	13	4	9	6
Parentage	84	81	68	75	64
Grand Total	222	222	194	185	169

Domestic: Method of Disposition

Fiscal Year	Contested Judgment	Consent Judgment	Default Judgment	Dismiss by Court	Withdrawn	Change of Venue
2013	39	145	30	25	40	1
2014	29	115	17	20	24	3
2015	8	118	12	17	32	2
2016	24	95	17	21	28	5
2017	24	104	20	26	21	1

Domestic: Child Support

Fiscal Year	Added	Disposed	Pending	Clearance
2013	427	514	106	120%
2014	458	428	142	93%
2015	434	435	146	100%
2016	384	397	140	103%
2017	324	371	104	115%

Child Support: Filings by Case Type

Fiscal Year	Establish IV-D	Establish Not IV-D	Modify/Enforce IV-D	Modify/Enforce Not IV-D	Total
2013	68	76	259	24	427
2014	86	70	284	18	458
2015	61	71	288	14	434
2016	64	65	241	14	384
2017	66	52	194	12	324

Child Support: Method of Disposition

Fiscal Year	Uncontested	Contested	Dismissed	Other	Total
2013	318	112	41	43	514
2014	265	98	36	29	428
2015	278	79	50	28	435
2016	242	79	42	34	397
2017	262	42	23	44	371

Domestic – Post Judgment –non child support

Fiscal Year	Added	Disposed	Pending	Clearance
2013	231	258	53	112%
2014	198	188	43	95%
2015	269	266	83	99%
2016	178	161	63	90%
2017	181	194	59	107%

Post Judgment: Method of Disposition

Fiscal Year	Granted Uncontested	Dismissed	Granted Contested	Change of Venue/Other	Disposed
2013	124	19	72	43	258
2014	133	0	47	8	188
2015	146	26	59	35	266
2016	103	3	30	25	161
2017	125	15	26	28	194

Domestic – Protective Order for Relief from Abuse (RFA)

Fiscal Year	Added	Disposed	Pending	Clearance
2013	166	164	4	99%
2014	177	174	8	98%
2015	180	178	6	99%
2016	187	189	8	101%
2017	178	185	2	104%

RFA: Method of Disposition

Fiscal Year	Temporary Order Denied	Temporary Order Granted	Final Order Denied	Final Order Granted	Change of Venue
2013	12	151	90	61	1
2014	9	162	111	51	3
2015	10	167	93	74	1
2016	10	178	121	57	1
2017	17	168	80	88	0

Mental Health

Fiscal Year	Added	Disposed	Pending	Clearance
2013	13	13	2	100%
2014	9	11	0	122%
2015	15	14	1	93%
2016	17	17	1	100%
2017	22	21	2	95%

Mental Health: Filings by Case Type

Filed	Fiscal Year				
Case Type	2013	2014	2015	2016	2017
Application for Involuntary Medication	1	1	0	0	0
Application for Involuntary Treatment	0	0	7	5	9
Continued Treatment	12	8	8	12	13
Grand Total	13	9	15	17	22

Mental Health: Method of Disposition

Fiscal Year	Contested Judgment	Consent Judgment	Dismiss by Court	Withdrawn	Change of Venue
2013	1	8	1	3	0
2014	0	8	0	2	1
2015	0	8	0	3	3
2016	0	11	0	0	6
2017	0	8	0	4	9

Criminal Division

Felonies

Fiscal Year	Added	Disposed	Pending	Clearance
2013	157	163	113	104%
2014	127	142	96	112%
2015	140	126	110	90%
2016	160	123	145	77%
2017	223	165	212	74%

Felonies: Filed by NCSC case type

Filings	Fiscal Year				
NCSC Case Type	2013	2014	2015	2016	2017
Domestic Violence	13	15	23	31	45
Drug	18	10	14	20	38
Motor Vehicle - DWI/DUI	11	4	9	5	18
Motor Vehicle - Other	17	5	13	7	16
Other	0	0	0	0	0
Person	30	29	24	38	44
Property	33	35	34	23	24
Protection	5	4	6	6	5
Public Order	30	25	17	30	33
Unknown	0	0	0	0	0
Weapon	0	0	0	0	0
Grand Total	157	127	140	160	223

Felonies: Method of disposition

Fiscal Year	Plea	Court Trial	Jury Trial	Dismiss	Transfer
2013	125	0	3	34	1
2014	108	0	1	27	6
2015	96	1	5	19	5
2016	98	0	4	21	0
2017	137	1	2	25	0

Misdemeanors

Fiscal Year	Added	Disposed	Pending	Clearance
2013	592	715	117	121%
2014	522	510	178	98%
2015	516	542	156	105%
2016	462	431	217	93%
2017	413	382	225	92%

Misdemeanors: Filed by NCSC case type

Filings	Fiscal Year				
NCSC Case Type	2013	2014	2015	2016	2017
Domestic Violence	36	28	34	39	30
Drug	119	11	21	22	22
Motor Vehicle - DWI/DUI	74	87	78	73	81
Motor Vehicle - Other	128	146	159	112	77
Other	0	0	0	0	0
Person	43	47	53	39	24
Property	62	75	65	54	64
Protection	16	16	16	16	11
Public Order	114	112	90	107	104
Unknown	0	0	0	0	0
Weapon	0	0	0	0	0
Grand Total	592	522	516	462	413

Misdemeanors: Method of disposition

Fiscal Year	Plea	Court Trial	Jury Trial	Dismiss	Transfer
2013	470	4	4	229	8
2014	358	3	1	142	6
2015	400	4	9	126	3
2016	328	0	3	96	4
2017	306	3	5	65	3

Civil Division

Major Civil

Fiscal Year	ADDED	DISPOSED	PENDING	CLEARANCE
2013	447	439	210	98%
2014	351	370	177	105%
2015	351	354	188	101%
2016	273	271	161	99%
2017	296	399	119	135%

Civil: Added by case type

Cases Added	Fiscal Year				
Case Type	2013	2014	2015	2016	2017
Appeal	12	2	9	3	5
Claim Against Government	10	22	13	16	22
Collections	97	80	82	46	63
Contract	3	17	6	8	14
Declaratory Relief	3	7	5	8	3
Employment	2	0	3	2	0
Foreclosure	86	41	52	47	50
Govt Enforcement	6	3	0	1	1
Landlord/Tenant	46	52	50	35	55
Miscellaneous	115	57	56	33	34
Prisoner Cases	49	39	53	49	23
Real Property	1	3	3	2	4
Tort	17	28	19	23	22
Grand Total	447	351	351	273	296

Civil: Method of disposition

Fiscal Year	Jury Trial	Court Trial	Summary Judgment	Default Judgment	Consent Judgment	Dismiss by Court	Withdrawn	Change of Venue
2013	0	13	43	100	29	130	120	4
2014	0	11	36	86	22	75	140	0
2015	1	9	38	74	27	63	142	0
2016	0	8	10	68	22	64	98	1
2017	1	29	33	100	23	88	121	4

Appendix II Judiciary Statistics FY17 – Orleans County

Small Claims

Fiscal Year	ADDED	DISPOSED	PENDING	CLEARANCE
2013	267	279	71	104%
2014	316	295	94	93%
2015	347	370	78	107%
2016	177	220	37	124%
2017	180	167	54	93%

Small Claims: Method of Disposition

Fiscal Year	Jury Trial	Court Trial	Summary Judgment	Default Judgment	Consent Judgment	Dismiss by Court	Withdrawn	Change of Venue
2013	0	50	0	34	110	41	43	1
2014	0	29	0	43	144	31	48	0
2015	0	41	0	58	139	83	49	0
2016	0	23	0	24	74	65	34	0
2017	0	23	0	29	42	52	21	0

Civil Protection against Stalking and Sexual Assault

Fiscal Year	ADDED	DISPOSED	PENDING	CLEARANCE
2013	68	64	3	94%
2014	31	32	3	103%
2015	53	50	6	94%
2016	43	42	4	98%
2017	37	44	0	119%

Civil Protection: Method of Disposition

Fiscal Year	Temporary Order Denied	Temporary Order Granted	Final Order Denied	Final Order Granted	Change of Venue
2013	11	53	41	12	0
2014	2	30	18	12	0
2015	3	47	30	17	0
2016	0	42	35	7	0
2017	7	37	23	14	0

Probate Division

ADDED			
VTADS Sub-Module	Case Type	Fiscal Year	Total
Adoption	Adoption-Adult	2014	1
		2015	1
		2016	2
		2017	1
	Adoption-Child	2014	13
		2015	8
		2016	18
		2017	23
Guardianship	Guardianship–Adult	2014	17
		2015	33
		2016	36
		2017	29
	Guardianship–Juvenile	2014	18
		2015	17
		2016	24
		2017	35
	Guardianship-Unknown	2014	0
		2015	0
		2016	0
		2017	2
Estate	Intestate	2014	58
		2015	58
		2016	56
		2017	62
	Testate	2014	89
		2015	66
		2016	88
		2017	82
Trust	Trust	2014	1
		2015	0
		2016	0
		2017	0
Change of Name	Change of Name	2014	18
		2015	28
		2016	21
		2017	17
Emancipation	Emancipation	2014	0
		2015	0
		2016	2
		2017	2
Administrative	Administrative	2014	198
		2015	158
		2016	178
		2017	167

Family Division

Juvenile: Children in Need of Care and Supervision

Fiscal Year	ADDED	DISPOSED	PENDING	CLEARANCE
2013	84	70	37	83%
2014	72	77	37	107%
2015	116	94	54	81%
2016	132	127	52	96%
2017	126	115	72	91%

CHINS: Filings by Case Type

ADDED	Fiscal Year				
	2013	2014	2015	2016	2017
Abuse and Neglect	36	47	75	75	73
Beyond Parental Control	8	10	7	20	6
Truant	40	15	34	37	47
Grand Total	84	72	116	132	126

CHINS: Method of Disposition

Fiscal Year	Needs Supervision	Delinquent	Dismissed by Court	Diversion Complete	Withdrawn	Change of Venue
2013	45	0	3	0	21	1
2014	56	0	4	0	15	2
2015	73	0	3	0	18	0
2016	82	0	11	0	32	2
2017	77	0	4	0	34	0

Juvenile: Delinquency

Fiscal Year	ADDED	DISPOSED	PENDING	CLEARANCE
2013	77	92	13	119%
2014	70	56	16	80%
2015	62	67	11	108%
2016	86	90	13	105%
2017	97	63	34	65%

Delinquency: Filings by Case Type

ADDED	Fiscal Year				
VTADS Sub-Module	2013	2014	2015	2016	2017
Delinquency	69	59	55	79	91
Youthful Offender	8	11	7	7	6
Grand Total	77	70	62	86	97

Appendix II Judiciary Statistics FY17 – Rutland County

Delinquency: Filings by NCSC Case Type

ADDED	Fiscal Year				
NCSC Case Type	2013	2014	2015	2016	2017
Domestic Violence	4	3	4	8	6
Drug	4	3	8	4	6
Motor Vehicle - DWI/DUI	0	1	0	1	2
Motor Vehicle - Other	2	4	1	3	0
Other	0	0	0	0	0
Person	20	24	20	24	21
Property	14	6	6	19	16
Protection	1	0	0	0	0
Public Order	32	29	23	27	46
Unknown	0	0	0	0	0
Grand Total	77	70	62	86	97

Delinquency: Method of Disposition

Fiscal Year	Needs Supervision	Delinquent	Dismissed by Court	Diversion Complete	Withdrawn	Change of Venue
2013	0	46	7	26	12	1
2014	0	37	0	11	8	0
2015	0	39	5	18	4	1
2016	0	51	1	13	25	0
2017	0	31	4	14	13	1

Juvenile: Termination of Parental Rights

Fiscal Year	Added	Disposed	Pending	Clearance
2013	11	9	6	82%
2014	14	11	9	79%
2015	23	18	13	78%
2016	37	27	23	73%
2017	22	27	18	123%

Domestic: Divorce/Parentage (initial filing)

Fiscal Year	Added	Disposed	Pending	Clearance
2013	556	595	128	107%
2014	495	519	128	105%
2015	521	478	146	92%
2016	402	452	140	112%
2017	472	480	136	102%

Domestic: Filings by Case Type

Added	Fiscal Year				
NCSC Case Type	2013	2014	2015	2016	2017
Dissolution/Divorce	297	281	253	215	259
Domestic Relations - Other	118	105	140	89	95
Parentage	141	109	128	98	118
Grand Total	556	495	521	402	472

Domestic: Method of Disposition

Fiscal Year	Contested Judgment	Consent Judgment	Default Judgment	Dismiss by Court	Withdrawn	Change of Venue
2013	23	345	30	125	67	5
2014	16	320	30	101	50	2
2015	10	296	20	113	34	5
2016	6	283	22	80	55	6
2017	11	286	24	91	63	5

Domestic: Child Support

Fiscal Year	Added	Disposed	Pending	Clearance
2013	895	947	264	106%
2014	780	764	283	98%
2015	840	794	332	95%
2016	680	772	242	114%
2017	830	767	313	92%

Child Support: Filings by Case Type

Fiscal Year	Establish IV-D	Establish Not IV-D	Modify/Enforce IV-D	Modify/Enforce Not IV-D	Total
2013	180	195	468	52	895
2014	139	174	411	56	780
2015	154	200	423	63	840
2016	100	179	334	67	680
2017	119	185	461	65	830

Child Support: Method of Disposition

Fiscal Year	Uncontested	Contested	Dismissed	Other	Total
2013	810	62	34	41	947
2014	658	39	34	33	764
2015	680	37	38	39	794
2016	616	81	46	29	772
2017	638	48	48	33	767

Domestic – Post Judgment –non child support

Fiscal Year	Added	Disposed	Pending	Clearance
2013	420	416	116	99%
2014	348	362	60	104%
2015	429	416	142	97%
2016	285	277	77	97%
2017	466	404	158	87%

Post Judgment: Method of Disposition

Fiscal Year	Granted Uncontested	Dismissed	Granted Contested	Change of Venue/Other	Disposed
2013	322	5	37	52	416
2014	282	19	54	7	362
2015	320	20	23	53	416
2016	202	19	45	11	277
2017	309	19	29	47	404

Domestic – Protective Order for Relief from Abuse (RFA)

Fiscal Year	Added	Disposed	Pending	Clearance
2013	585	576	27	98%
2014	530	523	35	99%
2015	469	455	51	97%
2016	538	529	57	98%
2017	410	456	6	111%

RFA: Method of Disposition

Fiscal Year	Temporary Order Denied	Temporary Order Granted	Final Order Denied	Final Order Granted	Change of Venue
2013	57	516	350	166	3
2014	107	416	257	159	0
2015	134	319	179	140	2
2016	158	370	156	214	1
2017	145	309	121	188	2

Mental Health

Fiscal Year	Added	Disposed	Pending	Clearance
2013	109	102	10	94%
2014	138	139	9	101%
2015	166	165	10	99%
2016	188	188	10	100%
2017	193	185	18	96%

Mental Health: Filings by Case Type

Filed	Fiscal Year				
Case Type	2013	2014	2015	2016	2017
Application for Involuntary Medication	12	18	20	19	18
Application for Involuntary Treatment	74	81	98	133	141
Continued Treatment	23	39	48	36	34
Grand Total	109	138	166	188	193

Method of Disposition

Fiscal Year	Contested Judgment	Consent Judgment	Dismiss by Court	Withdrawn	Change of Venue
2013	22	37	1	41	1
2014	31	66	1	41	0
2015	33	57	5	65	5
2016	25	48	2	100	13
2017	21	44	3	104	13

Criminal Division

Felonies

Fiscal Year	Added	Disposed	Pending	Clearance
2013	362	365	224	101%
2014	355	374	235	105%
2015	318	330	225	104%
2016	345	272	295	79%
2017	332	256	362	77%

Felonies: Filed by NCSC case type

Filings	Fiscal Year				
NCSC Case Type	2013	2014	2015	2016	2017
Domestic Violence	50	62	57	70	64
Drug	46	35	65	34	44
Motor Vehicle - DWI/DUI	37	36	31	45	28
Motor Vehicle - Other	0	5	6	14	4
Other	0	0	0	0	0
Person	56	67	53	58	60
Property	101	95	63	67	77
Protection	21	13	4	6	10
Public Order	51	42	39	51	45
Unknown	0	0	0	0	0
Weapon	0	0	0	0	0
Grand Total	362	355	318	345	332

Felonies: Method of disposition

Fiscal Year	Plea	Court Trial	Jury Trial	Dismiss	Transfer
2013	286	0	5	67	7
2014	265	0	5	98	6
2015	243	0	7	79	1
2016	217	1	4	47	3
2017	207	0	3	43	3

Misdemeanors

Fiscal Year	Added	Disposed	Pending	Clearance
2013	1,663	1,663	369	100%
2014	1,507	1,596	317	106%
2015	1,414	1,361	397	96%
2016	1,255	1,138	501	91%
2017	1,189	946	699	80%

Misdemeanors: Filed by NCSC case type

Filings	Fiscal Year				
NCSC Case Type	2013	2014	2015	2016	2017
Domestic Violence	104	108	96	97	76
Drug	137	55	43	39	66
Motor Vehicle - DWI/DUI	264	217	281	247	291
Motor Vehicle - Other	336	319	333	218	184
Other	0	0	0	0	0
Person	113	105	99	99	86
Property	294	290	220	185	151
Protection	53	47	40	42	39
Public Order	362	366	302	328	296
Unknown	0	0	0	0	0
Weapon	0	0	0	0	0
Grand Total	1,663	1,507	1,414	1,255	1,189

Misdemeanors: Method of disposition

Fiscal Year	Plea	Court Trial	Jury Trial	Dismiss	Transfer
2013	1,080	1	2	565	15
2014	1,019	1	4	566	6
2015	824	0	5	504	28
2016	713	0	11	407	7
2017	648	0	6	282	10

Civil Division

Major Civil

Fiscal Year	ADDED	DISPOSED	PENDING	CLEARANCE
2013	941	968	554	103%
2014	821	973	427	119%
2015	761	797	449	105%
2016	749	768	434	103%
2017	633	791	316	125%

Civil: Added by case type

Cases Added	Fiscal Year				
Case Type	2013	2014	2015	2016	2017
Appeal	8	14	18	20	17
Claim Against Government	2	1	2	3	2
Collections	159	198	141	166	110
Contract	38	26	30	25	18
Declaratory Relief	5	13	16	13	4
Employment	5	5	4	8	1
Foreclosure	287	171	151	127	106
Govt Enforcement	0	1	4	1	0
Landlord/Tenant	284	280	268	255	253
Miscellaneous	37	20	32	31	28
Prisoner Cases	31	20	29	32	29
Real Property	11	13	9	7	17
Tort	74	59	57	61	48
Grand Total	941	821	761	749	633

Civil: Method of disposition

Fiscal Year	Jury Trial	Court Trial	Summary Judgment	Default Judgment	Consent Judgment	Dismiss by Court	Withdrawn	Change of Venue
2013	4	54	84	217	92	148	369	0
2014	5	126	27	276	108	121	308	2
2015	6	96	26	199	88	103	278	1
2016	2	112	12	159	78	128	266	11
2017	4	92	43	188	102	111	247	4

Small Claims

Fiscal Year	ADDED	DISPOSED	PENDING	CLEARANCE
2013	605	640	129	106%
2014	734	668	225	91%
2015	612	724	137	118%
2016	355	440	74	124%
2017	314	300	93	96%

Small Claims: Method of Disposition

Fiscal Year	Jury Trial	Court Trial	Summary Judgment	Default Judgment	Consent Judgment	Dismiss by Court	Withdrawn	Change of Venue
2013	0	66	0	94	208	147	125	0
2014	1	59	0	71	283	168	85	1
2015	0	43	0	87	240	221	133	0
2016	0	26	0	62	124	157	71	0
2017	0	28	0	73	83	67	49	0

Civil Protection against Stalking and Sexual Assault

Fiscal Year	ADDED	DISPOSED	PENDING	CLEARANCE
2013	100	102	2	102%
2014	132	130	4	98%
2015	124	121	7	98%
2016	102	102	9	100%
2017	127	133	0	105%

Civil Protection: Method of Disposition

Fiscal Year	Temporary Order Denied	Temporary Order Granted	Final Order Denied	Final Order Granted	Change of Venue
2013	34	67	29	38	1
2014	50	80	34	46	0
2015	60	61	33	28	0
2016	58	44	21	23	0
2017	47	86	43	43	0

Probate Division

ADDED			
VTADS Sub-Module	Case Type	Fiscal Year	Total
Adoption	Adoption-Adult	2014	2
		2015	0
		2016	1
		2017	4
	Adoption-Child	2014	6
		2015	20
		2016	22
		2017	34
Guardianship	Guardianship–Adult	2014	53
		2015	63
		2016	61
		2017	66
	Guardianship–Juvenile	2014	49
		2015	47
		2016	43
		2017	64
	Guardianship-Unknown	2014	0
		2015	1
		2016	0
		2017	2
Estate	Intestate	2014	80
		2015	104
		2016	111
		2017	144
	Testate	2014	156
		2015	146
		2016	173
		2017	118
Trust	Trust	2014	10
		2015	3
		2016	4
		2017	10
Change of Name	Change of Name	2014	15
		2015	43
		2016	47
		2017	52
Emancipation	Emancipation	2014	1
		2015	2
		2016	1
		2017	0
Administrative	Administrative	2014	76
		2015	427
		2016	492
		2017	411

Family Division

Juvenile: Children in Need of Care and Supervision

Fiscal Year	ADDED	DISPOSED	PENDING	CLEARANCE
2013	108	149	28	138%
2014	80	72	34	90%
2015	119	109	31	92%
2016	179	120	64	67%
2017	117	97	40	83%

CHINS: Filings by Case Type

ADDED	Fiscal Year				
	2013	2014	2015	2016	2017
Abuse and Neglect	81	69	108	162	99
Beyond Parental Control	9	7	6	5	4
Truant	18	4	5	12	14
Grand Total	108	80	119	179	117

CHINS: Method of Disposition

Fiscal Year	Needs Supervision	Delinquent	Dismissed by Court	Diversion Complete	Withdrawn	Change of Venue
2013	107	0	6	0	35	1
2014	56	0	7	0	8	1
2015	87	0	7	0	12	3
2016	86	0	12	0	12	10
2017	67	0	8	0	22	0

Juvenile: Delinquency

Fiscal Year	ADDED	DISPOSED	PENDING	CLEARANCE
2013	56	98	13	175%
2014	76	76	11	100%
2015	101	52	24	51%
2016	78	92	5	118%
2017	73	76	12	104%

Delinquency: Filings by Case Type

ADDED	Fiscal Year				
VTADS Sub-Module	2013	2014	2015	2016	2017
Delinquency	51	68	92	69	62
Youthful Offender	5	8	9	9	11
Grand Total	56	76	101	78	73

Delinquency: Filings by NCSC
Case Type

ADDED	Fiscal Year				
NCSC Case Type	2013	2014	2015	2016	2017
Domestic Violence	5	6	12	5	7
Drug	9	2	7	8	8
Motor Vehicle - DWI/DUI	1	0	0	2	0
Motor Vehicle - Other	0	5	4	7	2
Other	0	0	0	0	0
Person	15	20	22	16	14
Property	6	9	12	16	15
Protection	0	0	0	0	0
Public Order	20	34	44	24	27
Unknown	0	0	0	0	0
Grand Total	56	76	101	78	73

Delinquency: Method of
Disposition

Fiscal Year	Needs Supervision	Delinquent	Dismissed by Court	Diversion Complete	Withdrawn	Change of Venue
2013	0	30	3	30	34	1
2014	0	32	3	7	32	2
2015	0	18	4	14	15	1
2016	0	23	4	34	28	3
2017	0	15	3	32	25	1

Juvenile: Termination of Parental Rights

Fiscal Year	Added	Disposed	Pending	Clearance
2013	22	26	11	118%
2014	33	29	15	88%
2015	22	23	13	105%
2016	27	28	11	104%
2017	28	26	13	93%

Domestic: Divorce/Parentage (initial filing)

Fiscal Year	Added	Disposed	Pending	Clearance
2013	501	507	185	101%
2014	499	470	196	94%
2015	428	450	143	105%
2016	393	343	145	87%
2017	383	392	129	102%

Domestic: Filings by Case Type

Added	Fiscal Year				
NCSC Case Type	2013	2014	2015	2016	2017
Dissolution/Divorce	323	339	272	262	255
Domestic Relations - Other	22	22	17	19	25
Parentage	156	138	139	112	103
Grand Total	501	499	428	393	383

Domestic: Method of Disposition

Fiscal Year	Contested Judgment	Consent Judgment	Default Judgment	Dismiss by Court	Withdrawn	Change of Venue
2013	22	301	38	104	35	7
2014	34	305	32	84	13	2
2015	36	261	42	93	13	5
2016	30	210	25	65	12	1
2017	22	235	39	76	13	7

Domestic: Child Support

Fiscal Year	Added	Disposed	Pending	Clearance
2013	784	767	304	98%
2014	761	752	318	99%
2015	721	796	245	110%
2016	706	691	262	98%
2017	667	675	266	101%

Child Support: Filings by Case Type –

Fiscal Year	Establish IV-D	Establish Not IV-D	Modify/Enforce IV-D	Modify/Enforce Not IV-D	Total
2013	173	154	392	65	784
2014	134	159	402	66	761
2015	129	136	416	40	721
2016	96	147	417	46	706
2017	103	119	393	52	667

Child Support: Method of Disposition

Fiscal Year	Uncontested	Contested	Dismissed	Other	Total
2013	567	83	21	96	767
2014	583	128	8	33	752
2015	609	130	6	51	796
2016	533	121	17	20	691
2017	572	70	9	24	675

Domestic – Post Judgment –non child support

Fiscal Year	Added	Disposed	Pending	Clearance
2013	387	339	160	88%
2014	373	380	79	102%
2015	413	442	126	107%
2016	319	290	78	91%
2017	369	337	172	91%

Post Judgment: Method of Disposition

Fiscal Year	Granted Uncontested	Dismissed	Granted Contested	Change of Venue/Other	Disposed
2013	241	15	54	29	339
2014	274	9	82	15	380
2015	328	4	84	26	442
2016	235	1	43	11	290
2017	268	2	45	22	337

Domestic – Protective Order for Relief from Abuse (RFA)

Fiscal Year	Added	Disposed	Pending	Clearance
2013	316	314	12	99%
2014	317	310	22	98%
2015	312	322	8	103%
2016	336	322	21	96%
2017	320	327	12	102%

RFA: Method of Disposition

Fiscal Year	Temporary Order Denied	Temporary Order Granted	Final Order Denied	Final Order Granted	Change of Venue
2013	81	231	125	106	2
2014	66	244	146	98	0
2015	119	202	124	78	1
2016	107	213	144	69	2
2017	128	199	122	77	0

Mental Health

Fiscal Year	Added	Disposed	Pending	Clearance
2013	103	108	25	105%
2014	93	88	30	95%
2015	191	183	38	96%
2016	190	191	36	101%
2017	184	182	38	99%

Mental Health: Filings by Case Type

Filed	Fiscal Year				
Case Type	2013	2014	2015	2016	2017
Application for Involuntary Medication	0	0	27	36	29
Application for Involuntary Treatment	58	51	97	78	87
Continued Treatment	45	42	67	76	68
Grand Total	103	93	191	190	184

Mental Health: Method of Disposition

Fiscal Year	Contested Judgment	Consent Judgment	Dismiss by Court	Withdrawn	Change of Venue
2013	5	38	4	54	7
2014	2	36	1	37	12
2015	44	89	7	37	6
2016	59	62	3	57	10
2017	48	49	3	60	22

Criminal Division

Felonies

Fiscal Year	Added	Disposed	Pending	Clearance
2013	238	253	170	106%
2014	193	236	128	122%
2015	228	244	123	107%
2016	316	269	173	85%
2017	301	303	175	101%

Felonies: Filed by NCSC case type

Filings	Fiscal Year				
NCSC Case Type	2013	2014	2015	2016	2017
Domestic Violence	45	16	32	33	35
Drug	12	13	19	18	32
Motor Vehicle - DWI/DUI	32	28	20	33	23
Motor Vehicle - Other	3	9	6	12	15
Other	0	0	0	0	0
Person	49	36	47	75	68
Property	50	45	60	82	68
Protection	2	3	4	1	2
Public Order	45	43	39	61	58
Unknown	0	0	0	0	0
Weapon	0	0	1	1	0
Grand Total	238	193	228	316	301

Felonies: Method of disposition

Fiscal Year	Plea	Court Trial	Jury Trial	Dismiss	Transfer
2013	198	0	5	44	6
2014	178	0	3	44	11
2015	186	1	2	48	7
2016	175	0	4	80	10
2017	207	0	5	87	4

Misdemeanors

Fiscal Year	Added	Disposed	Pending	Clearance
2013	1,254	1,410	321	112%
2014	1,071	1,153	245	108%
2015	1,139	1,094	244	96%
2016	1,146	1,159	274	101%
2017	1,004	1,172	243	117%

Misdemeanors: Filed by NCSC case type

Filings	Fiscal Year				
NCSC Case Type	2013	2014	2015	2016	2017
Domestic Violence	48	51	65	80	58
Drug	83	15	37	30	38
Motor Vehicle - DWI/DUI	214	195	182	202	175
Motor Vehicle - Other	255	306	348	255	184
Other	0	0	0	0	0
Person	80	65	69	72	71
Property	236	180	193	231	187
Protection	21	15	20	28	20
Public Order	317	244	225	248	270
Unknown	0	0	0	0	0
Weapon	0	0	0	0	1
Grand Total	1,254	1,071	1,139	1,146	1,004

Misdemeanors: Method of disposition

Fiscal Year	Plea	Court Trial	Jury Trial	Dismiss	Transfer
2013	968	1	3	424	14
2014	831	0	6	295	21
2015	749	0	6	329	10
2016	647	1	8	485	18
2017	524	0	3	633	12

Civil Division

Major Civil

Fiscal Year	ADDED	DISPOSED	PENDING	CLEARANCE
2013	775	848	415	109%
2014	825	806	429	98%
2015	799	817	415	102%
2016	793	779	450	98%
2017	768	798	432	104%

Civil: Added by case type

Cases Added	Fiscal Year				
Case Type	2013	2014	2015	2016	2017
Appeal	37	24	25	27	15
Claim Against Government	6	7	6	9	5
Collections	162	237	189	122	125
Contract	22	18	20	17	18
Declaratory Relief	15	23	12	15	11
Employment	5	5	3	2	6
Foreclosure	167	86	123	107	78
Govt Enforcement	15	44	35	33	50
Landlord/Tenant	155	159	160	166	178
Miscellaneous	72	65	66	71	59
Prisoner Cases	68	106	106	179	148
Real Property	5	4	4	1	6
Tort	46	47	50	44	69
Grand Total	775	825	799	793	768

Civil: Method of disposition

Fiscal Year	Jury Trial	Court Trial	Summary Judgment	Default Judgment	Consent Judgment	Dismiss by Court	Withdrawn	Change of Venue
2013	1	56	88	194	32	282	194	1
2014	5	57	62	186	60	259	177	0
2015	1	59	59	160	20	350	164	4
2016	5	54	49	135	11	339	183	3
2017	1	66	47	109	16	406	150	3

Small Claims

Fiscal Year	ADDED	DISPOSED	PENDING	CLEARANCE
2013	510	544	85	107%
2014	632	567	150	90%
2015	518	555	113	107%
2016	401	445	69	111%
2017	359	313	115	87%

Small Claims: Method of Disposition

Fiscal Year	Jury Trial	Court Trial	Summary Judgment	Default Judgment	Consent Judgment	Dismiss by Court	Withdrawn	Change of Venue
2013	0	122	0	88	173	96	64	1
2014	0	100	0	83	186	111	87	0
2015	0	117	0	84	156	114	83	1
2016	0	53	0	70	91	195	36	0
2017	0	53	0	56	58	87	58	1

Civil Protection against Stalking and Sexual Assault

Fiscal Year	ADDED	DISPOSED	PENDING	CLEARANCE
2013	11	9	2	82%
2014	20	22	0	110%
2015	11	10	1	91%
2016	15	14	1	93%
2017	21	21	0	100%

Civil Protection: Method of Disposition

Fiscal Year	Temporary Order Denied	Temporary Order Granted	Final Order Denied	Final Order Granted	Change of Venue
2013	4	5	1	4	0
2014	14	8	4	4	0
2015	5	5	2	3	0
2016	7	6	4	2	1
2017	18	3	1	2	0

Probate Division

ADDED			
VTADS Sub-Module	Case Type	Fiscal Year	Total
Adoption	Adoption-Adult	2014	1
		2015	6
		2016	4
		2017	1
	Adoption-Child	2014	13
		2015	16
		2016	11
		2017	14
Guardianship	Guardianship–Adult	2014	117
		2015	48
		2016	41
		2017	50
	Guardianship–Juvenile	2014	42
		2015	43
		2016	19
		2017	21
	Guardianship-Unknown	2014	2
		2015	3
		2016	7
		2017	13
Estate	Intestate	2014	69
		2015	91
		2016	85
		2017	100
	Testate	2014	98
		2015	192
		2016	121
		2017	124
Trust	Trust	2014	1
		2015	8
		2016	2
		2017	6
Change of Name	Change of Name	2014	11
		2015	62
		2016	61
		2017	52
Emancipation	Emancipation	2014	0
		2015	0
		2016	0
		2017	0
Administrative	Administrative	2014	76
		2015	349
		2016	373
		2017	325

Family Division

Juvenile: Children in Need of Care and Supervision

Fiscal Year	ADDED	DISPOSED	PENDING	CLEARANCE
2013	66	68	18	103%
2014	92	73	39	79%
2015	88	90	27	102%
2016	112	57	71	51%
2017	116	114	54	98%

CHINS: Filings by Case Type

ADDED	Fiscal Year				
	2013	2014	2015	2016	2017
Abuse and Neglect	47	70	78	106	106
Beyond Parental Control	9	8	5	2	5
Truant	10	14	5	4	5
Grand Total	66	92	88	112	116

CHINS: Method of Disposition

Fiscal Year	Needs Supervision	Delinquent	Dismissed by Court	Diversion Complete	Withdrawn	Change of Venue
2013	50	0	3	0	14	1
2014	53	0	5	0	14	1
2015	67	0	5	0	14	4
2016	42	0	3	0	11	1
2017	84	0	4	0	26	0

Juvenile: Delinquency

Fiscal Year	ADDED	DISPOSED	PENDING	CLEARANCE
2013	74	69	8	93%
2014	43	52	8	121%
2015	60	54	3	90%
2016	43	45	12	105%
2017	35	41	4	117%

Delinquency: Filings by Case Type

ADDED	Fiscal Year				
VTADS Sub-Module	2013	2014	2015	2016	2017
Delinquency	72	43	59	43	33
Youthful Offender	2	0	1	0	2
Grand Total	74	43	60	43	35

Delinquency: Filings by NCSC
Case Type

ADDED	Fiscal Year				
NCSC Case Type	2013	2014	2015	2016	2017
Domestic Violence	4	4	7	5	4
Drug	9	1	3	0	2
Motor Vehicle - DWI/DUI	0	0	1	2	0
Motor Vehicle - Other	2	1	2	5	6
Other	0	0	0	0	0
Person	19	10	15	5	12
Property	16	5	5	9	4
Protection	4	0	0	0	0
Public Order	20	22	27	17	7
Unknown	0	0	0	0	0
Grand Total	74	43	60	43	35

Delinquency: Method of
Disposition

Fiscal Year	Needs Supervision	Delinquent	Dismissed by Court	Diversion Complete	Withdrawn	Change of Venue
2013	0	32	1	25	10	1
2014	0	15	1	31	5	0
2015	0	22	3	17	12	0
2016	0	9	2	27	6	1
2017	0	20	1	14	6	0

Juvenile: Termination of Parental Rights

Fiscal Year	Added	Disposed	Pending	Clearance
2013	33	28	8	85%
2014	19	20	7	105%
2015	22	18	11	82%
2016	37	17	31	46%
2017	34	33	31	97%

Domestic: Divorce/Parentage (initial filing)

Fiscal Year	Added	Disposed	Pending	Clearance
2013	381	374	143	98%
2014	327	357	111	109%
2015	341	306	141	90%
2016	297	291	135	98%
2017	292	299	132	102%

Domestic: Filings by Case Type

Added	Fiscal Year				
NCSC Case Type	2013	2014	2015	2016	2017
Dissolution/Divorce	241	214	216	193	180
Domestic Relations - Other	13	15	26	19	34
Parentage	127	98	99	85	78
Grand Total	381	327	341	297	292

Domestic: Method of Disposition

Fiscal Year	Contested Judgment	Consent Judgment	Default Judgment	Dismiss by Court	Withdrawn	Change of Venue
2013	28	238	32	39	33	4
2014	37	235	24	41	17	3
2015	42	179	18	36	30	1
2016	64	151	12	41	21	2
2017	45	177	13	39	21	4

Domestic: Child Support

Fiscal Year	Added	Disposed	Pending	Clearance
2013	524	566	209	108%
2014	484	526	174	109%
2015	489	454	213	93%
2016	418	463	177	111%
2017	417	387	212	93%

Child Support: Filings by Case Type

Fiscal Year	Establish IV-D	Establish Not IV-D	Modify/Enforce IV-D	Modify/Enforce Not IV-D	Total
2013	128	107	263	26	524
2014	95	89	252	48	484
2015	110	96	253	30	489
2016	80	105	208	25	418
2017	89	88	217	23	417

Child Support: Method of Disposition

Fiscal Year	Uncontested	Contested	Dismissed	Other	Total
2013	414	104	17	31	566
2014	352	104	25	45	526
2015	247	133	4	70	454
2016	245	132	2	84	463
2017	238	60	6	83	387

Domestic – Post Judgment –non child support

Fiscal Year	Added	Disposed	Pending	Clearance
2013	260	291	90	112%
2014	279	252	67	90%
2015	124	156	36	126%
2016	175	179	45	102%
2017	198	186	67	94%

Post Judgment: Method of Disposition

Fiscal Year	Granted Uncontested	Dismissed	Granted Contested	Change of Venue/Other	Disposed
2013	146	11	69	65	291
2014	185	2	31	34	252
2015	59	1	51	45	156
2016	117	0	37	25	179
2017	112	1	42	31	186

Domestic – Protective Order for Relief from Abuse (RFA)

Fiscal Year	Added	Disposed	Pending	Clearance
2013	218	224	3	103%
2014	192	186	6	97%
2015	232	227	11	98%
2016	252	252	12	100%
2017	217	213	16	98%

RFA: Method of Disposition

Fiscal Year	Temporary Order Denied	Temporary Order Granted	Final Order Denied	Final Order Granted	Change of Venue
2013	100	124	56	68	0
2014	61	124	64	60	1
2015	93	134	56	78	0
2016	107	144	67	77	1
2017	79	134	53	81	0

Mental Health

Fiscal Year	Added	Disposed	Pending	Clearance
2013	272	273	26	100%
2014	274	284	16	104%
2015	303	300	19	99%
2016	329	329	19	100%
2017	320	308	31	96%

Mental Health: Filings by Case Type

Filed	Fiscal Year				
Case Type	2013	2014	2015	2016	2017
Application for Involuntary Medication	16	37	24	35	18
Application for Involuntary Treatment	217	178	212	240	247
Continued Treatment	39	59	67	54	55
Grand Total	272	274	303	329	320

Mental Health: Method of Disposition

Fiscal Year	Contested Judgment	Consent Judgment	Dismiss by Court	Withdrawn	Change of Venue
2013	24	66	1	181	1
2014	63	61	4	153	3
2015	39	93	5	161	2
2016	53	62	3	207	4
2017	31	56	3	211	7

Criminal Division

Felonies

Fiscal Year	Added	Disposed	Pending	Clearance
2013	295	301	130	102%
2014	298	266	167	89%
2015	302	262	190	87%
2016	293	263	224	90%
2017	279	299	192	107%

Felonies: Filed by NCSC case type

Filings	Fiscal Year				
NCSC Case Type	2013	2014	2015	2016	2017
Domestic Violence	51	41	51	48	40
Drug	62	75	68	76	51
Motor Vehicle - DWI/DUI	19	31	17	20	23
Motor Vehicle - Other	8	7	10	15	23
Other	0	0	0	0	0
Person	52	48	46	54	52
Property	48	49	58	43	47
Protection	6	5	8	10	6
Public Order	49	42	43	27	37
Unknown	0	0	0	0	0
Weapon	0	0	1	0	0
Grand Total	295	298	302	293	279

Felonies: Method of disposition

Fiscal Year	Plea	Court Trial	Jury Trial	Dismiss	Transfer
2013	223	0	2	73	3
2014	195	1	6	59	5
2015	211	1	7	42	1
2016	202	0	5	50	6
2017	221	2	8	58	10

Misdemeanors

Fiscal Year	Added	Disposed	Pending	Clearance
2013	1,129	1,146	181	102%
2014	1,055	1,070	200	101%
2015	1,075	946	296	88%
2016	1,020	910	354	89%
2017	860	855	326	99%

Misdemeanors: Filed by NCSC case type

Filings	Fiscal Year				
NCSC Case Type	2013	2014	2015	2016	2017
Domestic Violence	82	71	100	74	53
Drug	141	39	32	50	41
Motor Vehicle - DWI/DUI	212	250	219	234	203
Motor Vehicle - Other	190	197	205	170	125
Other	0	0	0	0	0
Person	78	86	71	67	59
Property	106	121	127	126	110
Protection	24	19	17	23	10
Public Order	295	272	304	275	259
Unknown	0	0	0	0	0
Weapon	1	0	0	1	0
Grand Total	1,129	1,055	1,075	1,020	860

Misdemeanors: Method of disposition

Fiscal Year	Plea	Court Trial	Jury Trial	Dismiss	Transfer
2013	853	2	19	269	3
2014	821	1	6	238	4
2015	769	2	3	172	0
2016	667	4	6	225	8
2017	632	3	6	212	2

Civil Division

Major Civil

Fiscal Year	ADDED	DISPOSED	PENDING	CLEARANCE
2013	636	604	295	95%
2014	573	638	223	111%
2015	564	570	230	101%
2016	473	500	211	106%
2017	463	484	184	105%

Civil: Added by case type

Cases Added	Fiscal Year				
Case Type	2013	2014	2015	2016	2017
Appeal	16	11	13	9	5
Claim Against Government	0	1	0	3	1
Collections	150	119	131	77	83
Contract	22	20	13	12	16
Declaratory Relief	10	14	11	10	4
Employment	5	2	5	2	1
Foreclosure	185	137	108	83	93
Govt Enforcement	0	1	0	0	0
Landlord/Tenant	161	162	178	164	154
Miscellaneous	27	32	38	38	30
Prisoner Cases	6	36	21	10	26
Real Property	5	0	4	4	2
Tort	49	38	42	61	48
Grand Total	636	573	564	473	463

Civil: Method of disposition

Fiscal Year	Jury Trial	Court Trial	Summary Judgment	Default Judgment	Consent Judgment	Dismiss by Court	Withdrawn	Change of Venue
2013	2	125	50	118	32	169	102	6
2014	1	106	49	126	39	178	137	2
2015	2	60	52	162	43	144	106	1
2016	1	55	38	132	53	149	64	8
2017	2	39	36	145	37	156	67	2

Small Claims

Fiscal Year	ADDED	DISPOSED	PENDING	CLEARANCE
2013	509	493	124	97%
2014	509	472	161	93%
2015	477	514	123	108%
2016	269	301	90	112%
2017	225	231	84	103%

Small Claims: Method of Disposition

Fiscal Year	Jury Trial	Court Trial	Summary Judgment	Default Judgment	Consent Judgment	Dismiss by Court	Withdrawn	Change of Venue
2013	0	47	0	64	181	121	80	0
2014	0	56	0	49	196	128	43	0
2015	0	78	0	62	181	142	51	0
2016	0	46	0	27	72	108	46	2
2017	0	25	0	26	60	101	19	0

Civil Protection against Stalking and Sexual Assault

Fiscal Year	ADDED	DISPOSED	PENDING	CLEARANCE
2013	33	37	2	112%
2014	37	37	1	100%
2015	26	26	1	100%
2016	48	48	1	100%
2017	38	39	0	103%

Civil Protection: Method of Disposition

Fiscal Year	Temporary Order Denied	Temporary Order Granted	Final Order Denied	Final Order Granted	Change of Venue
2013	30	7	6	1	0
2014	28	9	6	3	0
2015	19	7	6	1	0
2016	34	14	9	5	0
2017	21	18	9	9	0

Probate Division

ADDED			
VTADS Sub-Module	Case Type	Fiscal Year	Total
Adoption	Adoption-Adult	2014	3
		2015	1
		2016	3
		2017	9
	Adoption-Child	2014	20
		2015	24
		2016	18
		2017	32
Guardianship	Guardianship–Adult	2014	29
		2015	40
		2016	39
		2017	29
	Guardianship–Juvenile	2014	45
		2015	38
		2016	28
		2017	31
	Guardianship-Unknown	2014	0
		2015	0
		2016	0
		2017	5
Estate	Intestate	2014	80
		2015	66
		2016	67
		2017	79
	Testate	2014	135
		2015	127
		2016	125
		2017	129
Trust	Trust	2014	2
		2015	6
		2016	8
		2017	5
Change of Name	Change of Name	2014	47
		2015	55
		2016	67
		2017	57
Emancipation	Emancipation	2014	0
		2015	0
		2016	1
		2017	2
Administrative	Administrative	2014	277
		2015	239
		2016	232
		2017	222

Family Division

Juvenile: Children in Need of Care and Supervision

Fiscal Year	ADDED	DISPOSED	PENDING	CLEARANCE
2013	76	77	34	101%
2014	142	117	52	82%
2015	155	117	72	75%
2016	122	123	66	101%
2017	98	86	48	88%

CHINS: Filings by Case Type

ADDED	Fiscal Year				
	2013	2014	2015	2016	2017
Abuse and Neglect	70	127	140	105	91
Beyond Parental Control	6	11	10	16	5
Truant	0	4	5	1	2
Grand Total	76	142	155	122	98

CHINS: Method of Disposition

Fiscal Year	Needs Supervision	Delinquent	Dismissed by Court	Diversion Complete	Withdrawn	Change of Venue
2013	63	0	2	0	10	2
2014	70	0	5	0	39	3
2015	71	0	6	0	34	6
2016	96	0	3	0	24	0
2017	61	0	7	0	18	0

Juvenile: Delinquency

Fiscal Year	ADDED	DISPOSED	PENDING	CLEARANCE
2013	61	70	8	115%
2014	49	56	6	114%
2015	66	45	11	68%
2016	61	62	13	102%
2017	36	53	7	147%

Delinquency: Filings by Case Type

ADDED	Fiscal Year				
VTADS Sub-Module	2013	2014	2015	2016	2017
Delinquency	59	49	66	61	36
Youthful Offender	2	0	0	0	0
Grand Total	61	49	66	61	36

Delinquency: Filings by NCSC
Case Type

ADDED	Fiscal Year				
NCSC Case Type	2013	2014	2015	2016	2017
Domestic Violence	5	10	11	5	6
Drug	19	4	5	4	3
Motor Vehicle - DWI/DUI	0	0	2	0	0
Motor Vehicle - Other	1	0	1	3	1
Other	0	0	0	0	0
Person	14	9	15	19	11
Property	8	5	7	11	7
Protection	0	0	0	1	1
Public Order	14	21	25	18	7
Unknown	0	0	0	0	0
Grand Total	61	49	66	61	36

Delinquency: Method of
Disposition

Fiscal Year	Needs Supervision	Delinquent	Dismissed by Court	Diversion Complete	Withdrawn	Change of Venue
2013	0	21	2	36	10	1
2014	0	19	0	29	8	0
2015	0	13	0	16	14	2
2016	0	23	2	24	13	0
2017	0	13	1	28	11	0

Juvenile: Termination of Parental Rights

Fiscal Year	Added	Disposed	Pending	Clearance
2013	23	16	18	70%
2014	23	25	16	109%
2015	46	22	39	48%
2016	40	41	37	103%
2017	47	53	31	113%

Domestic: Divorce/Parentage (initial filing)

Fiscal Year	Added	Disposed	Pending	Clearance
2013	425	447	197	105%
2014	376	398	154	106%
2015	398	340	191	85%
2016	337	391	148	116%
2017	336	351	146	104%

Domestic: Filings by Case Type

Added	Fiscal Year				
NCSC Case Type	2013	2014	2015	2016	2017
Dissolution/Divorce	261	250	265	234	247
Domestic Relations - Other	72	56	56	50	18
Parentage	92	70	77	53	71
Grand Total	425	376	398	337	336

Domestic: Method of Disposition

Fiscal Year	Contested Judgment	Consent Judgment	Default Judgment	Dismiss by Court	Withdrawn	Change of Venue
2013	44	276	19	40	65	3
2014	35	245	34	41	41	2
2015	13	229	20	40	31	7
2016	16	254	26	48	44	3
2017	28	223	24	34	37	5

Domestic: Child Support

Fiscal Year	Added	Disposed	Pending	Clearance
2013	645	714	271	111%
2014	579	616	234	106%
2015	637	608	263	95%
2016	583	619	227	106%
2017	514	537	193	104%

Child Support: Filings by Case Type

Fiscal Year	Establish IV-D	Establish Not IV-D	Modify/Enforce IV-D	Modify/Enforce Not IV-D	Total
2013	152	120	333	40	645
2014	113	121	298	47	579
2015	128	136	340	33	637
2016	97	119	331	36	583
2017	87	127	264	36	514

Child Support: Method of Disposition

Fiscal Year	Uncontested	Contested	Dismissed	Other	Total
2013	419	136	56	103	714
2014	382	109	33	92	616
2015	396	70	33	109	608
2016	402	77	33	107	619
2017	343	65	35	94	537

Domestic – Post Judgment –non child support

Fiscal Year	Added	Disposed	Pending	Clearance
2013	336	381	113	113%
2014	246	263	62	107%
2015	335	326	108	97%
2016	215	213	72	99%
2017	273	293	68	107%

Post Judgment: Method of Disposition

Fiscal Year	Granted Uncontested	Dismissed	Granted Contested	Change of Venue/Other	Disposed
2013	187	30	101	63	381
2014	182	9	41	31	263
2015	169	28	54	75	326
2016	163	8	34	8	213
2017	162	31	44	56	293

Domestic – Protective Order for Relief from Abuse (RFA)

Fiscal Year	Added	Disposed	Pending	Clearance
2013	308	319	7	104%
2014	265	272	2	103%
2015	263	253	11	96%
2016	214	220	5	103%
2017	201	198	9	99%

RFA: Method of Disposition

Fiscal Year	Temporary Order Denied	Temporary Order Granted	Final Order Denied	Final Order Granted	Change of Venue
2013	72	247	131	116	0
2014	87	183	101	82	2
2015	76	174	87	87	3
2016	64	154	75	79	2
2017	72	123	71	52	3

Mental Health

Fiscal Year	Added	Disposed	Pending	Clearance
2013	26	26	5	100%
2014	29	26	8	90%
2015	41	43	6	105%
2016	39	38	7	97%
2017	55	53	9	96%

Mental Health: Filings by Case Type

Filed	Fiscal Year				
Case Type	2013	2014	2015	2016	2017
Application for Involuntary Medication	1	1	0	0	0
Application for Involuntary Treatment	0	2	8	11	29
Continued Treatment	25	26	33	28	26
Grand Total	26	29	41	39	55

Mental Health: Method of Disposition

Fiscal Year	Contested Judgment	Consent Judgment	Dismiss by Court	Withdrawn	Change of Venue
2013	2	21	0	3	0
2014	3	20	0	2	1
2015	1	33	0	2	7
2016	2	25	0	5	6
2017	2	22	1	9	19

Criminal Division

Felonies

Fiscal Year	Added	Disposed	Pending	Clearance
2013	367	293	225	80%
2014	348	372	202	107%
2015	317	293	210	92%
2016	341	291	237	85%
2017	345	327	257	95%

Felonies: Filed by NCSC case type

Filings	Fiscal Year				
NCSC Case Type	2013	2014	2015	2016	2017
Domestic Violence	40	42	38	44	37
Drug	94	60	78	67	85
Motor Vehicle - DWI/DUI	26	48	21	21	25
Motor Vehicle - Other	17	26	21	18	17
Other	0	0	0	0	0
Person	71	55	49	56	59
Property	69	80	64	96	78
Protection	6	2	3	7	4
Public Order	44	35	43	32	39
Unknown	0	0	0	0	0
Weapon	0	0	0	0	1
Grand Total	367	348	317	341	345

Felonies: Method of disposition

Fiscal Year	Plea	Court Trial	Jury Trial	Dismiss	Transfer
2013	224	0	2	61	6
2014	292	0	3	72	5
2015	238	0	1	49	5
2016	210	0	5	69	7
2017	243	0	4	74	6

Misdemeanors

Fiscal Year	Added	Disposed	Pending	Clearance
2013	1,268	1,242	257	98%
2014	1,179	1,143	332	97%
2015	1,150	1,097	410	95%
2016	957	1,108	291	116%
2017	867	888	271	102%

Misdemeanors: Filed by NCSC case type

Filings	Fiscal Year				
NCSC Case Type	2013	2014	2015	2016	2017
Domestic Violence	89	79	75	64	76
Drug	151	80	72	42	33
Motor Vehicle - DWI/DUI	303	323	263	241	244
Motor Vehicle - Other	232	275	259	206	134
Other	0	0	0	0	0
Person	97	69	92	78	66
Property	105	89	92	106	88
Protection	30	28	22	26	22
Public Order	261	236	273	194	204
Unknown	0	0	0	0	0
Weapon	0	0	2	0	0
Grand Total	1,268	1,179	1,150	957	867

Misdemeanors: Method of disposition

Fiscal Year	Plea	Court Trial	Jury Trial	Dismiss	Transfer
2013	853	0	1	384	4
2014	781	1	1	350	10
2015	716	2	0	369	10
2016	663	0	4	436	5
2017	621	1	5	256	5

Civil Division

Major Civil

Fiscal Year	ADDED	DISPOSED	PENDING	CLEARANCE
2013	801	889	365	111%
2014	717	672	390	94%
2015	657	804	336	122%
2016	620	596	313	96%
2017	562	666	264	119%

Civil: Added by case type

Cases Added	Fiscal Year				
Case Type	2013	2014	2015	2016	2017
Appeal	23	11	14	9	11
Claim Against Government	0	0	0	0	0
Collections	169	181	169	132	119
Contract	31	28	22	19	19
Declaratory Relief	5	4	12	7	2
Employment	8	9	8	4	1
Foreclosure	239	151	128	138	100
Govt Enforcement	0	2	0	0	0
Landlord/Tenant	184	201	172	155	176
Miscellaneous	48	28	35	19	24
Prisoner Cases	46	48	58	88	58
Real Property	12	10	7	12	11
Tort	36	44	32	37	41
Grand Total	801	717	657	620	562

Civil: Added by case type

Fiscal Year	Jury Trial	Court Trial	Summary Judgment	Default Judgment	Consent Judgment	Dismiss by Court	Withdrawn	Change of Venue
2013	3	81	89	236	53	149	276	2
2014	3	71	39	142	49	132	235	1
2015	1	147	40	176	47	121	269	3
2016	6	99	19	118	29	106	219	0
2017	3	65	37	172	66	101	221	1

Small Claims

Fiscal Year	ADDED	DISPOSED	PENDING	CLEARANCE
2013	394	478	97	121%
2014	575	435	245	76%
2015	537	614	166	114%
2016	323	375	117	116%
2017	239	250	111	105%

Small Claims: Method of Disposition

Fiscal Year	Jury Trial	Court Trial	Summary Judgment	Default Judgment	Consent Judgment	Dismiss by Court	Withdrawn	Change of Venue
2013	2	72	0	59	158	115	68	4
2014	2	71	0	20	194	82	65	1
2015	0	86	0	91	218	118	100	1
2016	0	56	0	31	84	150	53	1
2017	0	30	0	36	57	79	46	2

Civil Protection against Stalking and Sexual Assault

Fiscal Year	ADDED	DISPOSED	PENDING	CLEARANCE
2013	53	56	0	106%
2014	64	59	4	92%
2015	49	52	2	106%
2016	63	59	4	94%
2017	71	64	3	90%

Civil Protection: Method of Disposition

Fiscal Year	Temporary Order Denied	Temporary Order Granted	Final Order Denied	Final Order Granted	Change of Venue
2013	16	40	27	13	0
2014	31	28	19	9	0
2015	21	31	18	13	0
2016	25	34	18	16	0
2017	28	35	9	26	1

Probate Division

ADDED			
VTADS Sub-Module	Case Type	Fiscal Year	Total
Adoption	Adoption-Adult	2014	5
		2015	3
		2016	2
		2017	5
	Adoption-Child	2014	27
		2015	29
		2016	27
		2017	70
Guardianship	Guardianship–Adult	2014	52
		2015	49
		2016	47
		2017	51
	Guardianship–Juvenile	2014	54
		2015	48
		2016	52
		2017	29
	Guardianship-Unknown	2014	3
		2015	2
		2016	0
		2017	1
Estate	Intestate	2014	72
		2015	101
		2016	75
		2017	97
	Testate	2014	180
		2015	174
		2016	187
		2017	167
Trust	Trust	2014	12
		2015	5
		2016	2
		2017	2
Change of Name	Change of Name	2014	44
		2015	46
		2016	49
		2017	60
Emancipation	Emancipation	2014	1
		2015	0
		2016	3
		2017	1
Administrative	Administrative	2014	57
		2015	247
		2016	232
		2017	242

Vermont Judiciary - Fiscal Year 2019 - Governor Recommend									
	General Fund	Waste Mgt Fund	Environ. Permit Fund	Tobacco Litigation Settlement	Inter-Unit Transfer Fund	Attorney Admission Licensing Fund	Court Technology Fund	Federal Revenue Funds	Grand Total
JUDICIARY FY 2018 AS PASSED Appropriation	42,162,907	128,305	148,342	0	2,325,272	759,089	1,631,724	556,455	47,712,094
Management savings - insurance charge reduction	(19,948)	-	-	-	-	-	-	-	(19,948)
Management savings - VISION charge reduction	(9,699)	-	-	-	-	-	-	-	(9,699)
FY19 Adjusted Appropriation	42,133,260	128,305	148,342	0	2,325,272	759,089	1,631,724	556,455	47,682,447
State-wide pressures:									
Annualization of FY18 Pay Act increases including salary-related fringe benefits.	1,131,945	-	-	-	-	17,080	-	-	1,149,025
Change in employer share of health and dental insurance premiums.	50,932	-	-	-	-	-	-	-	50,932
Statewide changes to internal service and other allocated charges	(6,443)	-	-	-	-	-	-	-	(6,443)
Subtotal - State-wide pressures	1,176,434	-	-	-	-	17,080	-	-	1,193,514
Judiciary-specific current services pressures:									
Five additional staff to support the Judicial Information Center and Judicial Bureau (Requested \$347K, Gov Rec did not fund)	-	-	-	-	-	-	-	-	0
Two additional Law Clerks (\$75K each including benefits)(Requested \$150K, Gov Rec did not fund)	-	-	-	-	-	-	-	-	0
NG-CMS Project Team salary & benefits	-	-	-	-	-	-	489,775	-	489,775
Additional Federal Funded Position	-	-	-	-	-	-	-	84,069	84,069
Five additional contractual court security officers (deputy sheriff's and/or private security) (Requested \$281K, Gov Rec did not fund)	-	-	-	-	-	-	-	-	0
Sheriffs' and other security contract rate increase. Judiciary requested 8% increase (Requested \$210K, Gov Rec did not fund)	-	-	-	-	-	-	-	-	0
Write off of uncollectible receivables	-	-	-	-	-	-	-	-	0
Subtotal - Judiciary pressures	-	-	-	-	-	-	489,775	84,069	573,844
Subtotal of increases/decreases	1,176,434	0	0	0	0	17,080	489,775	84,069	1,767,358
FY 2019 Governor's Recommendation	43,309,694	128,305	148,342	0	2,325,272	776,169	2,121,499	640,524	49,449,805
	87.6%	0.3%	0.3%	0.0%	4.7%	1.6%	4.3%	1.3%	100%
	2.8%								

State of Vermont

VTPB-11-BUDRLLUP

Organization: 2120000000 - Judiciary

Budget Object Group: 1. PERSONAL SERVICES

Budget Object Rollup Name	FY2017 Actuals	FY2018 Original As Passed Budget	FY2018 Governor's BAA Recommended Budget	FY2019 Governor's Recommended Budget	Difference Between FY2019 Governor's Recommend and FY2018 As Passed	Percent Change FY2019 Governor's Recommend and FY2018 As Passed
Salaries and Wages	21,412,365	23,004,769	23,004,769	24,155,626	1,150,857	5.0%
Fringe Benefits	9,514,780	11,416,954	11,416,954	11,922,606	505,652	4.4%
Contracted and 3rd Party Service	3,697,351	3,797,838	3,797,838	3,791,598	(6,240)	-0.2%
PerDiem and Other Personal Services	54,925	58,159	58,159	58,159	0	0.0%
Budget Object Group Total: 1. PERSONAL SERVICES	34,679,422	38,277,720	38,277,720	39,927,989	1,650,269	4.3%

Budget Object Group: 2. OPERATING

Budget Object Rollup Name	FY2017 Actuals	FY2018 Original As Passed Budget	FY2018 Governor's BAA Recommended Budget	FY2019 Governor's Recommended Budget	Difference Between FY2019 Governor's Recommend and FY2018 As Passed	Percent Change FY2019 Governor's Recommend and FY2018 As Passed
Equipment	338,554	253,763	253,763	381,375	127,612	50.3%
IT/Telecom Services and Equipment	1,233,846	1,367,295	1,367,295	1,265,448	(101,847)	-7.4%
Travel	407,488	386,723	386,723	438,723	52,000	13.4%
Supplies	281,358	304,441	304,441	297,432	(7,009)	-2.3%
Other Purchased Services	950,655	1,050,099	1,050,099	1,075,964	25,865	2.5%
Other Operating Expenses	22,974	438,570	438,570	438,570	0	0.0%
Rental Other	73,403	77,103	77,103	79,074	1,971	2.6%
Rental Property	4,583,288	5,325,529	5,325,529	5,318,004	(7,525)	-0.1%
Property and Maintenance	122,167	154,821	154,821	151,196	(3,625)	-2.3%

Debt Service and Interest	2,610,643	0	0	0	0	0.0%
Budget Object Group Total: 2. OPERATING	10,624,377	9,358,344	9,358,344	9,445,786	87,442	0.9%

Budget Object Group: 3. GRANTS

Budget Object Rollup Name	FY2017 Actuals	FY2018 Original As Passed Budget	FY2018 Governor's BAA Recommended Budget	FY2019 Governor's Recommended Budget	Difference Between FY2019 Governor's Recommend and FY2018 As Passed	Percent Change FY2019 Governor's Recommend and FY2018 As Passed
Grants Rollup	77,997	76,030	76,030	76,030	0	0.0%
Budget Object Group Total: 3. GRANTS	77,997	76,030	76,030	76,030	0	0.0%

Total Expenses	45,381,796	47,712,094	47,712,094	49,449,805	1,737,711	3.6%
-----------------------	-------------------	-------------------	-------------------	-------------------	------------------	-------------

Fund Name	FY2017 Actuals	FY2018 Original As Passed Budget	FY2018 Governor's BAA Recommended Budget	FY2019 Governor's Recommended Budget	Difference Between FY2019 Governor's Recommend and FY2018 As Passed	Percent Change FY2019 Governor's Recommend and FY2018 As Passed
General Funds	38,944,179	42,162,907	42,162,907	43,309,694	1,146,787	2.7%
Special Fund	3,642,394	2,667,460	2,667,460	3,174,315	506,855	19.0%
Tobacco Settlement Fund	39,031	0	0	0	0	0.0%
Federal Funds	494,311	556,455	556,455	640,524	84,069	15.1%
IDT Funds	2,261,881	2,325,272	2,325,272	2,325,272	0	0.0%
Funds Total	45,381,796	47,712,094	47,712,094	49,449,805	1,737,711	3.6%

Position Count				365	
FTE Total				362.78	

F

F

F 10:31 AM

Organization: 2120000000 - Judiciary

Budget Object Group: 1. PERSONAL SERVICES

		FY2017 Actuals	FY2018 Original As Passed Budget	FY2018 Governor's BAA Recommended Budget	FY2019 Governor's Recommended Budget	Difference Between FY2019 Governor's Recommend and FY2018 As Passed	Percent Change FY2019 Governor's Recommend and FY2018 As Passed
Salaries and Wages							
Description	Code						
Classified Employees	500000	21,271,048	0	0	0	0	0.0%
Exempt	500010	0	23,044,522	23,044,522	24,195,379	1,150,857	5.0%
Temporary Employees	500040	0	724,307	724,307	724,307	0	0.0%
Overtime	500060	141,317	148,489	148,489	148,489	0	0.0%
Shift Differential	500070	0	0	0	0	0	0.0%
Vacancy Turnover Savings	508000	0	(912,549)	(912,549)	(912,549)	0	0.0%
Total: Salaries and Wages		21,412,365	23,004,769	23,004,769	24,155,626	1,150,857	5.0%

		FY2017 Actuals	FY2018 Original As Passed Budget	FY2018 Governor's BAA Recommended Budget	FY2019 Governor's Recommended Budget	Difference Between FY2019 Governor's Recommend and FY2018 As Passed	Percent Change FY2019 Governor's Recommend and FY2018 As Passed
Fringe Benefits							
Description	Code						
FICA - Classified Employees	501000	1,532,383	0	0	0	0	0.0%
FICA - Exempt	501010	0	1,713,265	1,713,265	1,786,261	72,996	4.3%
Health Ins - Classified Empl	501500	4,099,225	188,430	188,430	373,002	184,572	98.0%
Health Ins - Exempt	501510	0	4,606,796	4,606,796	4,654,694	47,898	1.0%
Retirement - Classified Empl	502000	3,357,740	68,084	68,084	124,535	56,451	82.9%
Retirement - Exempt	502010	0	3,690,020	3,690,020	3,850,269	160,249	4.3%

Dental - Classified Employees	502500	200,437	9,528	9,528	12,992	3,464	36.4%
Dental - Exempt	502510	0	279,488	279,488	283,388	3,900	1.4%
Life Ins - Classified Empl	503000	62,802	2,010	2,010	2,857	847	42.1%
Life Ins - Exempt	503010	0	95,193	95,193	99,234	4,041	4.2%
LTD - Classified Employees	503500	25,317	869	869	366	(503)	-57.9%
LTD - Exempt	503510	0	32,667	32,667	33,140	473	1.4%
EAP - Classified Empl	504000	9,648	361	361	480	119	33.0%
EAP - Exempt	504010	0	10,561	10,561	10,470	(91)	-0.9%
Employee Non-Cash Awards	504500	0	0	0	0	0	0.0%
Employee Tuition Costs	504530	1,500	10,000	10,000	10,000	0	0.0%
Misc Employee Benefits	504590	16,014	600,235	600,235	600,235	0	0.0%
Workers Comp - Ins Premium	505200	173,642	65,918	65,918	37,154	(28,764)	-43.6%
Unemployment Compensation	505500	20,131	33,529	33,529	33,529	0	0.0%
Catamount Health Assessment	505700	15,942	10,000	10,000	10,000	0	0.0%
Total: Fringe Benefits		9,514,780	11,416,954	11,416,954	11,922,606	505,652	4.4%

		FY2018 Original As Passed Budget	FY2018 Governor's BAA Recommended Budget	FY2019 Governor's Recommended Budget	Difference Between FY2019 Governor's Recommend and FY2018 As Passed	Percent Change FY2019 Governor's Recommend and FY2018 As Passed
Contracted and 3rd Party Service		FY2017 Actuals				
Description	Code					
Contr & 3Rd Party - Financial	507100	36,858	70,245	70,245	0	0.0%
Contr & 3Rd Party - Legal	507200	273,093	112,127	112,127	0	0.0%
Court Officer Contracts	507205	2,493,425	2,525,303	2,525,303	0	0.0%
Contr Public Def&Assigned Cnsl	507210	7,561	9,647	9,647	0	0.0%
Contr&3Rd Pty-Educ & Training	507350	33,597	72,958	72,958	0	0.0%
Contr&3Rd Pty - Mental Health	507450	0	67	67	0	0.0%
Contr&3Rd Pty-Physical Health	507500	13,338	14,606	14,606	0	0.0%
Adr Mediation	507505	48,346	92,369	92,369	0	0.0%
IT Contracts - Project Managment	507542	2,689	0	0	0	0.0%
Contr&3Rd Pty - Info Tech	507550	0	10,159	10,159	0	0.0%
Contract-Web Dev. & Maint.	507551	0	0	0	0	0.0%
Contr-Info Tech-Web Hosting	507552	0	0	0	0	0.0%
Contr-Compsoftware-Sysdevelop	507553	0	0	0	0	0.0%

Contr-Compsoftwr-Sysmaint&Upgr	507554	0	0	0	0	0	0.0%
Contr-Info Tech-Com-Wire&Cable	507557	0	0	0	0	0	0.0%
Creative/Development-Web	507562	192,304	12,483	12,483	0	(12,483)	-100.0%
IT Contracts - Application Support	507566	19,912	49,868	49,868	21,830	(28,038)	-56.2%
IT Contracts - Data Network	507567	784	0	0	0	0	0.0%
Other Contr and 3Rd Pty Serv	507600	460,495	717,533	717,533	751,814	34,281	4.8%
Psychiatric & Other Evaluation	507605	2,000	7,710	7,710	7,710	0	0.0%
Interpreters	507615	90,411	82,059	82,059	82,059	0	0.0%
Recording & Other Fees	507620	0	164	164	164	0	0.0%
Contract Court Reporters & Rec	507625	5,015	703	703	703	0	0.0%
Clerical Assistants	507635	0	0	0	0	0	0.0%
Information	507655	17,525	19,837	19,837	19,837	0	0.0%
Bgs Cit Customer Support Svc	507665	0	0	0	0	0	0.0%
Total: Contracted and 3rd Party Service		3,697,351	3,797,838	3,797,838	3,791,598	(6,240)	-0.2%

			FY2018 Original As Passed Budget	FY2018 Governor's BAA Recommended Budget	FY2019 Governor's Recommended Budget	Difference Between FY2019 Governor's Recommend and FY2018 As Passed	Percent Change FY2019 Governor's Recommend and FY2018 As Passed
PerDiem and Other Personal Services		FY2017 Actuals					
Description	Code						
Per Diem	506000	2,213	2,635	2,635	2,635	0	0.0%
Court System Personal Services	506100	0	0	0	0	0	0.0%
Acting District Judges	506105	3,727	4,726	4,726	4,726	0	0.0%
Witness-Crim Inquest-Grandjury	506110	0	283	283	283	0	0.0%
Other Pers Serv	506200	0	156	156	156	0	0.0%
Depositions	506210	940	441	441	441	0	0.0%
Transcripts	506220	2,597	3,469	3,469	3,469	0	0.0%
Service of Papers	506240	45,449	46,382	46,382	46,382	0	0.0%
Transport Orders	506250	0	67	67	67	0	0.0%
Total: PerDiem and Other Personal Services		54,925	58,159	58,159	58,159	0	0.0%
Total: 1. PERSONAL SERVICES		34,679,422	38,277,720	38,277,720	39,927,989	1,650,269	4.3%

Budget Object Group: 2. OPERATING

		FY2017 Actuals				Difference Between Recommend and As Passed	Percent Change Recommend and As Passed
Debt Service and Interest							
Description	Code						
Agency Fund Payments	551400	2,610,643	0	0	0	0	0.0%
Total: Debt Service and Interest		2,610,643	0	0	0	0	0.0%

			FY2018 Original As Passed Budget	FY2018 Governor's BAA Recommended Budget	FY2019 Governor's Recommended Budget	Difference Between FY2019 Governor's Recommend and FY2018 As Passed	Percent Change FY2019 Governor's Recommend and FY2018 As Passed
Equipment		FY2017 Actuals					
Description	Code						
Hardware - Desktop & Laptop Pc	522216	32,728	106,914	106,914	106,914	0	0.0%
Hw - Printers,Copiers,Scanners	522217	815	16,787	16,787	16,787	0	0.0%
Hardware - Application Support	522270	940	0	0	0	0	0.0%
Hardware - IT Service Desk	522271	622	0	0	0	0	0.0%
Hardware - Security	522272	20	0	0	0	0	0.0%
Hardware - Data Network	522273	10,878	0	0	0	0	0.0%
Hardware - Storage	522276	356	0	0	0	0	0.0%
Hardware - Voice Network	522277	6,130	0	0	0	0	0.0%
Software - Application Support	522284	152,602	40,000	40,000	125,560	85,560	213.9%
Software - Desktop	522286	390	1,100	1,100	0	(1,100)	-100.0%
Software-IT Service Desk	522287	2,400	0	0	0	0	0.0%
Software-Security	522288	9,332	14,430	14,430	14,430	0	0.0%
Other Equipment	522400	11,336	0	0	0	0	0.0%
Office Equipment	522410	8,412	49,151	49,151	49,151	0	0.0%
Communications Equipment	522430	784	500	500	500	0	0.0%
Safety Supplies & Equipment	522440	41,622	360	360	360	0	0.0%
Security Systems	522445	4,990	9,000	9,000	52,152	43,152	479.5%
Furniture & Fixtures	522700	54,198	15,521	15,521	15,521	0	0.0%
Total: Equipment		338,554	253,763	253,763	381,375	127,612	50.3%

IT/Telecom Services and Equipment		FY2017 Actuals	FY2018 Original As Passed Budget	FY2018 Governor's BAA Recommended Budget	FY2019 Governor's Recommended Budget	Difference Between FY2019 Governor's Recommend and FY2018 As Passed	Percent Change FY2019 Governor's Recommend and FY2018 As Passed
Description	Code						
Communications	516600	0	0	0	0	0	0.0%
Telecom - Frame Relay&Atm	516616	0	0	0	0	0	0.0%
Internet	516620	200	0	0	0	0	0.0%
Tele-Internet-Dsl-Cable Modem	516626	5,671	5,769	5,769	5,769	0	0.0%
Telecom-Other Telecom Services	516650	0	0	0	0	0	0.0%
Telecom-Long Distance Service	516655	2	3,420	3,420	3,420	0	0.0%
Telecom-Paging Service	516656	7,197	7,256	7,256	7,256	0	0.0%
Telecom-Toll Free Phone Serv	516657	0	5,500	5,500	5,500	0	0.0%
Telecom-Conf Calling Services	516658	2,359	5,182	5,182	5,182	0	0.0%
Telecom-Wireless Phone Service	516659	0	500	500	500	0	0.0%
It Intersvccost- Dii Other	516670	416	0	0	0	0	0.0%
It Intsvccost-Vision/Isdassess	516671	335,414	348,049	348,049	348,049	0	0.0%
ADS Centrex Exp.	516672	126,910	193,913	193,913	193,913	0	0.0%
It Intsvccos-Dii Data Telecomm	516673	0	1,867	1,867	1,867	0	0.0%
It Inter Svc Cost Comp Rm Rent	516676	0	0	0	0	0	0.0%
It Inter Svc Cost User Support	516678	384,034	391,518	391,518	391,518	0	0.0%
ADS Allocation Exp.	516685	371,644	404,321	404,321	302,474	(101,847)	-25.2%
Hardware - Ups	522212	0	0	0	0	0	0.0%
Hw-Server,Mainfrme,Datastorequ	522214	0	0	0	0	0	0.0%
Hw-Switches,Router,Other	522215	0	0	0	0	0	0.0%
Software - Other	522220	0	0	0	0	0	0.0%
Software - Office Technology	522221	0	0	0	0	0	0.0%
Sw-Database&Management Sys	522222	0	0	0	0	0	0.0%
Sw-Firewall Filter & Security	522227	0	0	0	0	0	0.0%
Hw-Video Conferencing	522260	0	0	0	0	0	0.0%
Total: IT/Telecom Services and Equipment		1,233,846	1,367,295	1,367,295	1,265,448	(101,847)	-7.4%

			FY2018 Original As Passed Budget	FY2018 Governor's BAA Recommended Budget	FY2019 Governor's Recommended Budget	Difference Between FY2019 Governor's Recommend and FY2018 As Passed	Percent Change FY2019 Governor's Recommend and FY2018 As Passed
Other Operating Expenses		FY2017 Actuals					
Description	Code						
Single Audit Allocation	523620	15,279	13,204	13,204	13,204	0	0.0%
Bank Service Charges	524000	7,695	2,646	2,646	2,646	0	0.0%
Admin Miscellaneous	526110	0	422,720	422,720	422,720	0	0.0%
Total: Other Operating Expenses		22,974	438,570	438,570	438,570	0	0.0%

			FY2018 Original As Passed Budget	FY2018 Governor's BAA Recommended Budget	FY2019 Governor's Recommended Budget	Difference Between FY2019 Governor's Recommend and FY2018 As Passed	Percent Change FY2019 Governor's Recommend and FY2018 As Passed
Other Purchased Services		FY2017 Actuals					
Description	Code						
Insurance Other Than Empl Bene	516000	65,269	97,864	97,864	104,967	7,103	7.3%
Insurance - General Liability	516010	49,112	94,129	94,129	110,291	16,162	17.2%
Dues	516500	107,764	101,222	101,222	101,222	0	0.0%
Telecom-Mobile Wireless Data	516623	2,045	3,337	3,337	3,337	0	0.0%
Telecom-Telephone Services	516652	109	1,689	1,689	1,689	0	0.0%
ADS PM SOV Employee Expense	516683	0	0	0	0	0	0.0%
Advertising-Print	516813	1,574	4,705	4,705	4,705	0	0.0%
Advertising - Job Vacancies	516820	34,077	11,000	11,000	11,000	0	0.0%
Printing and Binding	517000	8,551	4,465	4,465	4,465	0	0.0%
Printing & Binding-Bgs Copy Ct	517005	4,845	5,514	5,514	5,514	0	0.0%
Printing-Promotional	517010	0	0	0	0	0	0.0%
Photocopying	517020	(49,181)	0	0	0	0	0.0%
Process&Printg Films, Microfilm	517050	0	0	0	0	0	0.0%
Microfilm Print Svc - Bgs Only	517055	(9,001)	0	0	0	0	0.0%
Registration For Meetings&Conf	517100	40,195	27,481	27,481	27,481	0	0.0%
Empl Train & Background Checks	517120	0	158	158	158	0	0.0%
Postage	517200	247,289	241,034	241,034	243,634	2,600	1.1%
Postage - Bgs Postal Svcs Only	517205	14,440	27,271	27,271	27,271	0	0.0%

Freight & Express Mail	517300	25,999	26,068	26,068	26,068	0	0.0%
Instate Conf, Meetings, Etc	517400	37,590	28,550	28,550	28,550	0	0.0%
Catering-Meals-Cost	517410	18,750	2,904	2,904	2,904	0	0.0%
Outside Conf, Meetings, Etc	517500	3,190	1,500	1,500	1,500	0	0.0%
Jurors-Per Diem	518341	122,350	136,767	136,767	136,767	0	0.0%
Jurors-Mileage	518343	333	1,618	1,618	1,618	0	0.0%
Jurors-Parking	518344	2,000	4,400	4,400	4,400	0	0.0%
Jurors-Meals & Water	518345	6,108	8,323	8,323	8,323	0	0.0%
Witnesses	518355	3,150	0	0	0	0	0.0%
Guardian Ad Litem Expenses	518375	174,889	178,833	178,833	178,833	0	0.0%
Dry Cleaning	519020	108	121	121	121	0	0.0%
Moving State Agencies	519040	39,099	41,146	41,146	41,146	0	0.0%
Total: Other Purchased Services		950,655	1,050,099	1,050,099	1,075,964	25,865	2.5%

		FY2017 Actuals	FY2018 Original As Passed Budget	FY2018 Governor's BAA Recommended Budget	FY2019 Governor's Recommended Budget	Difference Between FY2019 Governor's Recommend and FY2018 As Passed	Percent Change FY2019 Governor's Recommend and FY2018 As Passed
Property and Maintenance							
Description	Code						
Disposal	510200	9,111	2,880	2,880	2,880	0	0.0%
Rubbish Removal	510210	0	0	0	0	0	0.0%
Custodial	510400	0	0	0	0	0	0.0%
Other Property Mgmt Services	510500	0	0	0	0	0	0.0%
Repair & Maint - Buildings	512000	20	0	0	0	0	0.0%
Rep & Maint - Motor Vehicles	512300	0	0	0	0	0	0.0%
Rep&Maint-Info Tech Hardware	513000	0	11,689	11,689	11,689	0	0.0%
Rep&Maint-Telecom&Ntwrkhw	513006	0	5,185	5,185	5,185	0	0.0%
Repair & Maint - Office Tech	513010	983	19,067	19,067	0	(19,067)	-100.0%
Repair & Maintenance - Softwar	513015	0	0	0	0	0	0.0%
Repair&Maint-Typewriters	513101	0	0	0	0	0	0.0%
Repair&Maint-Postage Meters	513102	0	0	0	0	0	0.0%
Other Repair & Maint Serv	513200	104,981	116,000	116,000	131,442	15,442	13.3%
Repair&Maint-Property/Grounds	513210	7,072	0	0	0	0	0.0%
Total: Property and Maintenance		122,167	154,821	154,821	151,196	(3,625)	-2.3%

		FY2017 Actuals	FY2018 Original As Passed Budget	FY2018 Governor's BAA Recommended Budget	FY2019 Governor's Recommended Budget	Difference Between FY2019 Governor's Recommend and FY2018 As Passed	Percent Change FY2019 Governor's Recommend and FY2018 As Passed
Rental Other							
Description	Code						
Rental - Auto	514550	58,853	59,652	59,652	61,623	1,971	3.3%
Rental - Office Equipment	514650	13,910	17,451	17,451	17,451	0	0.0%
Rental - Data Processing Equip	514700	0	0	0	0	0	0.0%
Rental - Other	515000	640	0	0	0	0	0.0%
Total: Rental Other		73,403	77,103	77,103	79,074	1,971	2.6%

		FY2017 Actuals	FY2018 Original As Passed Budget	FY2018 Governor's BAA Recommended Budget	FY2019 Governor's Recommended Budget	Difference Between FY2019 Governor's Recommend and FY2018 As Passed	Percent Change FY2019 Governor's Recommend and FY2018 As Passed
Rental Property							
Description	Code						
Rent Land & Bldgs-Office Space	514000	86,450	89,388	89,388	89,388	0	0.0%
Rent Land&Bldgs-Non-Office	514010	4,179	10,058	10,058	10,058	0	0.0%
Fee-For-Space Charge	515010	4,492,659	5,226,083	5,226,083	5,218,558	(7,525)	-0.1%
Total: Rental Property		4,583,288	5,325,529	5,325,529	5,318,004	(7,525)	-0.1%

		FY2017 Actuals	FY2018 Original As Passed Budget	FY2018 Governor's BAA Recommended Budget	FY2019 Governor's Recommended Budget	Difference Between FY2019 Governor's Recommend and FY2018 As Passed	Percent Change FY2019 Governor's Recommend and FY2018 As Passed
Supplies							
Description	Code						
Office Supplies	520000	130,665	152,652	152,652	152,653	1	0.0%
Forms	520005	50,265	58,434	58,434	58,434	0	0.0%
Stationary & Envelopes	520015	12,149	24,825	24,825	17,815	(7,010)	-28.2%
Vehicle & Equip Supplies&Fuel	520100	648	0	0	0	0	0.0%
Tires	520105	798	0	0	0	0	0.0%

Gasoline	520110	14,514	18,137	18,137	18,137	0	0.0%
Building Maintenance Supplies	520200	0	0	0	0	0	0.0%
Plumbing, Heating & Vent	520210	0	0	0	0	0	0.0%
Electrical Supplies	520230	0	0	0	0	0	0.0%
Other General Supplies	520500	1,020	6,000	6,000	6,000	0	0.0%
It & Data Processing Supplies	520510	2,442	1,000	1,000	1,000	0	0.0%
Cloth & Clothing	520520	2,677	300	300	300	0	0.0%
Educational Supplies	520540	12,703	2,000	2,000	2,000	0	0.0%
Recognition/Awards	520600	546	3,600	3,600	3,600	0	0.0%
Food	520700	2,819	3,888	3,888	3,888	0	0.0%
Water	520712	3,049	0	0	0	0	0.0%
Electricity	521100	0	0	0	0	0	0.0%
Propane Gas	521320	0	0	0	0	0	0.0%
Books&Periodicals-Library/Educ	521500	37,626	30,305	30,305	30,305	0	0.0%
Subscriptions	521510	5,139	2,325	2,325	2,325	0	0.0%
Other Books & Periodicals	521520	536	0	0	0	0	0.0%
Medical and Lab Supplies	521810	0	0	0	0	0	0.0%
Cleaning Chemicals	521850	0	0	0	0	0	0.0%
Cleaning Equipment	521851	0	0	0	0	0	0.0%
Tableware	521854	3,762	975	975	975	0	0.0%
Total: Supplies		281,358	304,441	304,441	297,432	(7,009)	-2.3%

		FY2017 Actuals	FY2018 Original As Passed Budget	FY2018 Governor's BAA Recommended Budget	FY2019 Governor's Recommended Budget	Difference Between FY2019 Governor's Recommend and FY2018 As Passed	Percent Change FY2019 Governor's Recommend and FY2018 As Passed
Travel							
Description	Code						
Travel-Inst-Auto Mileage-Emp	518000	253,454	252,296	252,296	252,296	0	0.0%
Travel-Inst-Other Transp-Emp	518010	870	0	0	0	0	0.0%
Travel-Inst-Meals-Emp	518020	1,461	2,788	2,788	2,788	0	0.0%
Travel-Inst-Lodging-Emp	518030	20,773	19,710	19,710	19,710	0	0.0%
Travel-Inst-Incidentals-Emp	518040	5,217	1,328	1,328	1,328	0	0.0%
Conference - Instate - Emp	518050	0	8,000	8,000	58,000	50,000	625.0%
Travel-Inst-Auto Mileage-Nonemp	518300	30,839	27,248	27,248	27,248	0	0.0%

Travel-Inst-Other Trans-Nonemp	518310	2,363	0	0	0	0	0.0%
Travel-Inst-Meals-Nonemp	518320	1,897	841	841	841	0	0.0%
Travel-Inst-Lodging-Nonemp	518330	8,191	3,010	3,010	3,010	0	0.0%
Travel-Inst-Incidentals-Nonemp	518340	387	496	496	496	0	0.0%
Conference - Instate - Non Emp	518350	0	0	0	0	0	0.0%
Travel-Outst-Auto Mileage-Emp	518500	4,393	2,612	2,612	2,612	0	0.0%
Travel-Outst-Other Trans-Emp	518510	18,665	13,669	13,669	13,669	0	0.0%
Travel-Outst-Meals-Emp	518520	4,503	3,247	3,247	3,247	0	0.0%
Travel-Outst-Lodging-Emp	518530	27,867	18,837	18,837	18,837	0	0.0%
Travel-Outst-Incidentals-Emp	518540	2,401	1,746	1,746	1,746	0	0.0%
Conference Outstate - Emp	518550	0	0	0	0	0	0.0%
Trav-Outst-Automileage-Nonemp	518700	11,869	3,971	3,971	3,971	0	0.0%
Trvl-Outst-Other Trans-Nonemp	518710	5,865	9,524	9,524	9,524	0	0.0%
Travel-Outst-Meals-Nonemp	518720	811	3,806	3,806	3,806	0	0.0%
Travel-Outst-Lodging-Nonemp	518730	5,268	13,021	13,021	15,021	2,000	15.4%
Trvl-Outst-Incidentals-Nonemp	518740	393	573	573	573	0	0.0%
Total: Travel		407,488	386,723	386,723	438,723	52,000	13.4%

Total: 2. OPERATING	10,624,377	9,358,344	9,358,344	9,445,786	87,442	0.9%
----------------------------	-------------------	------------------	------------------	------------------	---------------	-------------

Budget Object Group: 3. GRANTS

Grants Rollup		FY2017 Actuals	FY2018 Original As Passed Budget	FY2018 Governor's BAA Recommended Budget	FY2019 Governor's Recommended Budget	Difference Between FY2019 Governor's Recommend and FY2018 As Passed	Percent Change FY2019 Governor's Recommend and FY2018 As Passed
Description	Code						
Grants	550220	70,000	70,000	70,000	70,000	0	0.0%
Incentives-Court	550270	7,997	6,030	6,030	6,030	0	0.0%
Total: Grants Rollup		77,997	76,030	76,030	76,030	0	0.0%

Total: 3. GRANTS	77,997	76,030	76,030	76,030	0	0.0%
-------------------------	---------------	---------------	---------------	---------------	----------	-------------

Total Expenses:	45,381,796	47712094	47712094	49449805	1737711	3.6%
------------------------	-------------------	-----------------	-----------------	-----------------	----------------	-------------

Fund Name	Fund Code	FY2017 Actuals	FY2018 Original As Passed Budget	FY2018 Governor's BAA Recommended Budget	FY2019 Governor's Recommended Budget	Difference Between FY2019 Governor's Recommend and FY2018 As Passed	Percent Change FY2019 Governor's Recommend and FY2018 As Passed
General Fund	10000	38,944,179	42,162,907	42,162,907	43,309,694	1,146,787	2.7%
Waste Management Assistance	21285	128,305	128,305	128,305	128,305	0	0.0%
Environmental Permit Fund	21295	148,342	148,342	148,342	148,342	0	0.0%
Tobacco Litigation Settlement	21370	39,031	0	0	0	0	0.0%
Inter-Unit Transfers Fund	21500	2,261,881	2,325,272	2,325,272	2,325,272	0	0.0%
Miscellaneous Settlement Fund	21788	10,000	0	0	0	0	0.0%
Attorney Admission,Licensing,&	21811	679,995	759,089	759,089	776,169	17,080	2.3%
Misc Grants Fund	21908	65,109	0	0	0	0	0.0%
Court Technology Fund	21941	0	1,631,724	1,631,724	2,121,499	489,775	30.0%
Municipal Tkt Repay Revolving	21942	0	0	0	0	0	0.0%
Federal Revenue Fund	22005	494,311	556,455	556,455	640,524	84,069	15.1%
JUD Pass Thru External Revenue	63092	2,610,643	0	0	0	0	0.0%
Funds Total:		45,381,796	47,712,094	47,712,094	49,449,805	1,737,711	3.6%
Position Count					365		
FTE Total					362.78		

Position Code	Position Classification Name	Count/Period	Entered FTE/Period	Base Salary	Benefit Total	Medicare	OASDI	Total Salary Cost
237001	Chief Justice	1	1	166,130	47,837	2,409	7,886	224,262
237002	Associate Justice	1	1	158,558	52,798	2,299	7,886	221,541
237003	Associate Justice	1	1	158,558	38,021	2,299	7,886	206,764
237004	Associate Justice	1	1	158,558	52,798	2,299	7,886	221,541
237005	Associate Justice	1	1	158,558	46,465	2,299	7,886	215,208
237006	Administrative Assistant B	1	1	53,394	27,284	774	3,310	84,762
237008	Court Operations Manager	1	1	69,202	25,805	1,003	4,291	100,301
237009	Senior Staff Attorney	1	1	83,034	39,111	1,204	5,148	128,497
237010	Docket Clerk B	1	0.5	18,762	19,930	272	1,163	40,127
237011	Court Operations Manager	1	1	68,058	13,176	987	4,220	86,441
237012	Docket Clerk B	1	1	36,213	25,083	525	2,245	64,066
237013	Docket Clerk B	1	1	37,523	28,462	544	2,326	68,855
237014	Staff Attorney	1	1	68,099	8,981	987	4,222	82,289
237015	Court Officer B	1	1	42,557	26,219	617	2,639	72,032
237016	Chief Staff Attorney	1	1	113,568	37,637	1,647	7,041	159,893
237017	Deputy Clerk Supreme Court	1	1	96,699	35,621	1,402	5,995	139,717
237020	Administrative Assistant B	1	1	40,290	25,906	584	2,498	69,278
237021	Disciplinary Counsel	1	1	83,138	24,353	1,206	5,155	113,852
237022	Chief of Finance & Admin	1	1	120,786	33,041	1,751	7,489	163,067
237025	Administrative Assistant A	1	0.5	22,662	32,644	329	1,405	57,040
237040	Environmental Judge	1	1	150,738	38,249	2,186	7,886	199,059
237041	Docket Clerk B	1	1	36,213	15,766	525	2,245	54,749
237050	State Court Administrator	1	1	150,717	36,600	2,185	7,886	197,388
237051	Docket Clerk B	1	1	52,208	20,273	757	3,237	76,475
237052	Finance Program Manager	1	1	90,979	17,329	1,319	5,641	115,268
237053	Finan&Admin Oper Sp	1	1	57,824	19,633	838	3,585	81,880
237054	Accountant B	1	1	50,523	18,326	733	3,132	72,714
237055	Human Resources Specialist	1	1	43,077	17,094	625	2,671	63,467
237056	Sec-clerical Supp Svcs Coord	1	1	32,822	24,552	476	2,035	59,885
237057	Accountant B	1	1	53,394	23,989	774	3,310	81,467

237058	Administrative Assistant A	1	1	41,288	31,181	599	2,560	75,628
237059	Security & Safety Prog Manager	1	1	85,072	39,481	1,234	5,274	131,061
237060	Chief of Trial Court Operation	1	1	111,342	29,464	1,614	6,903	149,323
237061	Chief of Planning & Court Serv	1	1	105,000	37,633	1,523	6,510	150,666
237070	Chief Information Officer Dir	1	1	115,003	44,905	1,668	7,130	168,706
237071	Systems Developer III	1	1	89,814	28,259	1,302	5,568	124,943
237072	Systems Developer II	1	1	50,170	24,600	727	3,111	78,608
237073	Info Tech Spec III	1	1	87,235	27,957	1,265	5,409	121,866
237074	Info Tech Spec II	1	1	55,515	28,537	805	3,442	88,299
237076	Court Operations Manager I	1	1	69,202	36,605	1,003	4,291	111,101
237077	Court Officer B	1	1	37,523	16,000	544	2,326	56,393
237078	Court Officer B	1	1	45,323	14,600	657	2,810	63,390
237079	Law Clerk	1	1	50,170	18,379	727	3,111	72,387
237080	Treatment Court Coordinator	1	1	53,747	20,549	779	3,332	78,407
237081	Court Operations Manager	1	1	69,202	36,335	1,003	4,291	110,831
237082	Systems Developer III	1	1	87,235	34,290	1,265	5,409	128,199
237083	Docket Clerk B	1	1	45,323	25,840	657	2,810	74,630
237084	Docket Clerk B	1	1	43,846	17,132	636	2,718	64,332
237085	Admin & Customer Serv Assist	1	1	36,213	25,166	525	2,245	64,149
237086	Superior Judge	1	1	150,738	45,048	2,186	7,886	205,858
237087	Treatment Court Coordinator	1	1	50,170	27,696	727	3,111	81,704
237101	Judge Of Probate-Addison	1	1	59,426	21,702	862	3,684	85,674
237102	Guardian Ad Litem Coordinator	1	1	50,170	24,600	727	3,111	78,608
237103	Judge Of Probate-Orange	1	1	49,317	18,224	715	3,058	71,314
237104	Judge Of Probate-Caledonia	1	1	52,686	20,479	764	3,267	77,196
237105	Judge Of Probate-Chittenden	1	1	125,362	46,782	1,818	7,772	181,734
237106	Judge Of Probate-Essex	1	1	14,706	11,853	213	912	27,684
237107	Docket Clerk B	1	1	37,523	30,777	544	2,326	71,170
237108	Judge Of Probate-Franklin	1	1	59,426	28,501	862	3,684	92,473
237109	Judge Of Probate-Grand Isle	1	1	14,706	20,396	213	912	36,227
237110	Judge Of Probate-Hartford	1	1	89,690	29,323	1,301	5,561	125,875
237111	Judge Of Probate-Lamoille	1	1	41,475	31,580	601	2,571	76,227
237112	Judge Of Probate-Bennington	1	1	75,109	14,454	1,089	4,657	95,309
237113	Judge Of Probate-Marlboro	1	1	66,144	29,717	959	4,101	100,921

237114	Judge Of Probate-Orleans	1	1	48,214	6,604	699	2,989	58,506
237115	Program Administrator	1	1	70,782	22,115	1,026	4,388	98,311
237116	Judge Of Probate-Rutland	1	1	106,517	43,368	1,544	6,604	158,033
237117	Judge Of Probate-Washington	1	1	81,848	24,119	1,187	5,075	112,229
237118	Deputy Clerk II	1	1	43,077	31,772	625	2,671	78,145
237119	Docket Clerk B	1	1	42,557	25,346	617	2,639	71,159
237120	Probate Register	1	1	45,947	25,952	666	2,849	75,414
237121	Docket Clerk B	1	1	38,709	24,459	561	2,400	66,129
237122	Probate Register	1	1	47,403	26,212	687	2,939	77,241
237123	Probate Register	1	1	47,403	26,015	687	2,939	77,044
237124	Probate Register	1	1	43,077	16,995	625	2,671	63,368
237125	Docket Clerk B	1	1	38,709	16,212	561	2,400	57,882
237126	Probate Register	1	1	59,675	24,726	865	3,700	88,966
237127	Probate Register	1	1	59,675	16,282	865	3,700	80,522
237128	Docket Clerk B	1	1	39,978	7,995	580	2,479	51,032
237129	Docket Clerk B	1	1	37,523	7,555	544	2,326	47,948
237130	Trial Court Scheduling Clerk	1	1	39,208	31,079	569	2,431	73,287
237131	Probate Register	1	1	47,403	29,621	687	2,939	80,650
237132	Docket Clerk B	1	1	38,709	7,767	561	2,400	49,437
237133	Probate Register	1	1	47,403	17,768	687	2,939	68,797
237134	Docket Clerk B	1	1	38,709	7,767	561	2,400	49,437
237135	Probate Register	1	1	43,077	16,995	625	2,671	63,368
237136	Docket Clerk B	1	1	41,288	8,229	599	2,560	52,676
237137	Business Systems Analyst	1	1	59,238	16,231	859	3,673	80,001
237138	Probate Register	1	1	45,947	32,285	666	2,849	81,747
237139	Docket Clerk B	1	1	36,213	25,083	525	2,245	64,066
237140	Probate Register	1	1	53,394	18,840	774	3,310	76,318
237141	Docket Clerk B	1	1	36,213	24,210	525	2,245	63,193
237142	Docket Clerk B	1	1	41,288	31,451	599	2,560	75,898
237143	Probate Register	1	1	59,675	28,408	865	3,700	92,648
237145	Probate Register	1	1	47,403	27,085	687	2,939	78,114
237146	Docket Clerk B	1	1	39,978	7,995	580	2,479	51,032
237147	Docket Clerk B	1	1	41,288	25,118	599	2,560	69,565
237148	Court Officer B	1	1	41,288	8,229	599	2,560	52,676

237149	Technology Project Manager	1	1	77,522	33,329	1,124	4,806	116,781
237150	Court Officer B	1	1	41,288	16,575	599	2,560	61,022
237151	Project Manager	1	1	70,470	36,834	1,022	4,369	112,695
237201	Superior Judge	1	1	150,738	45,048	2,186	7,886	205,858
237202	Superior Judge	1	1	150,738	36,604	2,186	7,886	197,414
237203	Superior Judge	1	1	150,738	45,048	2,186	7,886	205,858
237204	Superior Judge	1	1	150,738	51,381	2,186	7,886	212,191
237205	Superior Judge	1	1	150,738	45,574	2,186	7,886	206,384
237206	Superior Judge	1	1	150,738	51,111	2,186	7,886	211,921
237207	Superior Judge	1	1	150,738	45,921	2,186	7,886	206,731
237208	Superior Judge	1	1	150,738	51,381	2,186	7,886	212,191
237209	Superior Judge	1	1	150,738	36,604	2,186	7,886	197,414
237210	Superior Judge	1	1	150,738	51,381	2,186	7,886	212,191
237211	Superior Judge	1	1	150,738	51,381	2,186	7,886	212,191
237212	Superior Judge	1	1	150,738	28,159	2,186	7,886	188,969
237213	Superior Judge	1	1	150,738	55,906	2,186	7,886	216,716
237214	Superior Judge	1	1	150,738	45,048	2,186	7,886	205,858
237215	Chief Administrative Judge	1	1	158,558	46,268	2,299	7,886	215,011
237216	Superior Judge	1	1	150,738	45,048	2,186	7,886	205,858
237217	Superior Judge	1	1	150,738	51,381	2,186	7,886	212,191
237225	Docket Clerk B	1	1	52,208	27,072	757	3,237	83,274
237226	Docket Clerk B	1	1	36,213	7,321	525	2,245	46,304
237227	Family Case Manager	1	1	70,782	17,584	1,026	4,389	93,781
237230	Docket Clerk B	1	1	38,709	25,529	561	2,400	67,199
237231	Docket Clerk B	1	1	41,288	28,904	599	2,560	73,351
237232	Family Case Manager	1	1	68,765	21,590	997	4,263	95,615
237235	Guardian Ad Litem Coordinator	1	0.5	30,659	971	445	1,901	33,976
237236	Docket Clerk B	1	1	36,213	7,321	525	2,245	46,304
237240	Court Room Off/Security Coord	1	1	57,949	34,296	840	3,593	96,678
237241	Court Operations Manager	1	1	68,058	21,621	987	4,220	94,886
237242	Docket Clerk B	1	1	45,323	14,600	657	2,810	63,390
237243	Docket Clerk B	1	1	46,654	17,635	676	2,893	67,858
237244	PC Support Specialist	1	1	50,731	33,141	736	3,145	87,753
237245	Docket Clerk B	1	1	37,523	15,901	544	2,326	56,294

237246	Courtroom Operator	1	1	43,555	17,080	632	2,700	63,967
237247	Courtroom Operator	1	1	39,499	7,910	573	2,449	50,431
237248	Docket Clerk B	1	1	37,523	7,555	544	2,326	47,948
237249	Docket Clerk B	1	1	49,317	26,555	715	3,058	79,645
237250	Probate Register	1	1	59,675	34,741	865	3,700	98,981
237251	Deputy Clerk II	1	1	59,675	28,211	865	3,700	92,451
237252	Docket Clerk B	1	1	36,213	25,083	525	2,245	64,066
237255	Docket Clerk B	1	1	37,523	24,444	544	2,326	64,837
237257	Docket Clerk B	1	1	37,523	30,777	544	2,326	71,170
237258	Court Operations Manager	1	1	74,214	34,471	1,076	4,601	114,362
237260	Court Operations Manager	1	1	69,202	36,605	1,003	4,291	111,101
237261	Supreme Court Docket Clerk	1	1	43,555	17,080	632	2,700	63,967
237265	Court Operations Manager	1	1	68,058	36,398	987	4,220	109,663
237266	Court Operations Manager II	1	0.8	59,371	28,491	861	3,681	92,404
237267	Docket Clerk B	1	1	46,654	17,635	676	2,893	67,858
237268	Docket Clerk B	1	1	50,731	26,808	736	3,145	81,420
237269	Docket Clerk B	1	1	49,317	18,111	715	3,058	71,201
237272	Court Operations Manager II	1	1	65,000	30,384	943	4,030	100,357
237273	Docket Clerk B	1	1	42,557	23,593	617	2,639	69,406
237274	Deputy Clerk II	1	1	56,430	21,028	818	3,499	81,775
237275	Docket Clerk B	1	1	36,213	30,543	525	2,245	69,526
237280	Docket Clerk B	1	1	41,288	28,634	599	2,560	73,081
237281	Docket Clerk B	1	1	37,523	16,000	544	2,326	56,393
237282	Docket Clerk B	1	1	42,557	25,346	617	2,639	71,159
237283	Law Clerk	1	1	52,146	18,737	756	3,233	74,872
237285	Court Operations Manager	1	1	65,000	30,384	943	4,030	100,357
237286	Docket Clerk B	1	1	43,846	31,909	636	2,718	79,109
237287	Docket Clerk B	1	1	52,208	20,273	757	3,237	76,475
237288	Deputy Clerk II	1	1	54,870	27,549	796	3,402	86,617
237301	Magistrate - Family Court	1	1	113,651	38,327	1,648	7,046	160,672
237302	Magistrate - Family Court	1	1	113,651	39,200	1,648	7,046	161,545
237303	Magistrate - Family Court	1	1	113,651	21,438	1,648	7,046	143,783
237304	Magistrate - Family Court	1	1	113,651	38,327	1,648	7,046	160,672
237305	Magistrate - Family Court	1	1	113,651	44,660	1,648	7,046	167,005

237310	Docket Clerk B	1	1	41,288	16,674	599	2,560	61,121
237311	Docket Clerk B	1	1	41,288	16,674	599	2,560	61,121
237312	Family Case Manager	1	0.88	57,273	27,979	830	3,551	89,633
237315	Docket Clerk B	1	1	42,557	16,902	617	2,639	62,715
237316	Court Operations Manager II	1	1	74,214	31,180	1,076	4,601	111,071
237317	Docket Clerk B	1	1	47,923	26,305	695	2,971	77,894
237320	Docket Clerk B	1	1	41,288	16,674	599	2,560	61,121
237321	Docket Clerk B	1	1	38,709	30,989	561	2,400	72,659
237322	Family Case Manager	1	1	72,800	41,291	1,056	4,514	119,661
237325	Family Case Manager	1	1	63,190	35,370	916	3,918	103,394
237326	Docket Clerk B	1	1	36,213	15,766	525	2,245	54,749
237327	Docket Clerk B	1	1	52,208	27,072	757	3,237	83,274
237328	Docket Clerk B	1	1	44,928	25,770	651	2,786	74,135
237329	Digital Content Manager	1	1	81,078	38,756	1,176	5,027	126,037
237330	Juvenile Docket CaseSpecialist	1	1	49,317	18,111	715	3,058	71,201
237331	Administrative Services Techni	1	1	32,822	22,527	476	2,035	57,860
237332	Court Operations Manager	1	1	69,202	30,272	1,003	4,291	104,768
237333	Docket Clerk B	1	1	45,323	8,951	657	2,810	57,741
237334	Docket Clerk B	1	1	42,557	14,177	617	2,639	59,990
237335	Family Case Manager	1	1	70,782	36,459	1,026	4,389	112,656
237340	Deputy Clerk II	1	1	59,675	16,282	865	3,700	80,522
237341	Docket Clerk B	1	1	49,317	14,969	715	3,058	68,059
237342	Docket Clerk B	1	1	45,968	32,289	667	2,850	81,774
237343	Family Case Manager	1	1	72,800	32,597	1,056	4,514	110,967
237345	Docket Clerk B	1	1	37,523	30,777	544	2,326	71,170
237346	Family Case Manager	1	1	55,515	15,695	805	3,442	75,457
237347	Docket Clerk B	1	1	37,523	28,462	544	2,326	68,855
237348	Family Case Manager	1	1	53,747	24,031	779	3,332	81,889
237350	Docket Clerk B	1	1	37,523	7,555	544	2,326	47,948
237351	Family Case Manager	1	1	53,747	10,459	779	3,332	68,317
237352	Docket Clerk B	1	1	37,523	30,777	544	2,326	71,170
237354	Docket Clerk B	1	1	37,523	16,000	544	2,326	56,393
237355	Family Case Manager	1	1	63,190	35,370	916	3,918	103,394
237356	Docket Clerk B	1	1	36,213	24,210	525	2,245	63,193

237357	Docket Clerk B	1	1	39,978	24,884	580	2,479	67,921
237358	Docket Clerk B	1	1	36,213	17,293	525	2,245	56,276
237359	Trial Court Scheduling Clerk	1	1	50,877	9,945	738	3,154	64,714
237360	Docket Clerk B	1	1	38,709	24,656	561	2,400	66,326
237362	Court Operations Manager II	1	1	74,214	37,513	1,076	4,601	117,404
237363	Business Systems Analyst	1	1	61,318	11,813	889	3,802	77,822
237364	Docket Clerk B	1	1	52,208	20,273	757	3,237	76,475
237365	Docket Clerk B	1	1	42,557	29,053	617	2,639	74,866
237366	Business Systems Analyst	1	1	59,238	19,886	859	3,673	83,656
237370	Court Operations Manager II	1	1	74,214	37,513	1,076	4,601	117,404
237371	Family Case Manager	1	1	61,318	35,035	889	3,802	101,044
237372	Docket Clerk B	1	1	41,288	8,229	599	2,560	52,676
237373	County Clerk/Deputy Clerk	1	1	81,245	10,553	1,178	5,037	98,013
237375	Docket Clerk B	1	1	36,213	15,766	525	2,245	54,749
237376	Docket Clerk B	1	1	36,213	25,083	525	2,245	64,066
237377	Docket Clerk B	1	1	41,288	31,451	599	2,560	75,898
237378	Docket Clerk B	1	1	46,654	9,297	676	2,893	59,520
237379	Family Case Manager	1	1	50,170	19,909	727	3,111	73,917
237401	Court Operations Manager	1	1	69,202	32,335	1,003	4,291	106,831
237405	Court Operations Manager II	1	1	74,214	37,513	1,076	4,601	117,404
237410	Court Operations Manager	1	1	68,058	32,199	987	4,220	105,464
237415	Court Operations Manager	1	1	69,202	32,335	1,003	4,291	106,831
237416	Helpdesk Analyst	1	1	43,555	17,080	632	2,700	63,967
237418	Docket Clerk B	1	1	36,213	13,532	525	2,245	52,515
237420	Court Operations Manager I	1	1	66,934	21,416	971	4,150	93,471
237425	Technology Project Manager	1	1	83,096	28,536	1,205	5,152	117,989
237426	Docket Clerk B	1	1	37,523	15,901	544	2,326	56,294
237501	Superior Judge	1	1	150,738	28,159	2,186	7,886	188,969
237502	Superior Judge	1	1	150,738	51,381	2,186	7,886	212,191
237503	Superior Judge	1	1	150,738	51,381	2,186	7,886	212,191
237504	Superior Judge	1	1	150,738	51,381	2,186	7,886	212,191
237505	Superior Judge	1	1	150,738	51,381	2,186	7,886	212,191
237506	Superior Judge	1	1	150,738	28,159	2,186	7,886	188,969
237507	Superior Judge	1	1	150,738	27,303	2,186	7,886	188,113

237508	Superior Judge	1	1	150,738	48,339	2,186	7,886	209,149
237509	Superior Judge	1	1	150,738	45,048	2,186	7,886	205,858
237510	Superior Judge	1	1	150,738	51,381	2,186	7,886	212,191
237511	Superior Judge	1	1	150,738	51,381	2,186	7,886	212,191
237512	Superior Judge	1	1	150,738	28,159	2,186	7,886	188,969
237520	Superior Court Clerk I	1	1	94,000	35,639	1,363	5,828	136,830
237521	Superior Court Clerk II	1	1	94,000	35,639	1,363	5,828	136,830
237522	Superior Court Clerk II	1	1	94,000	35,639	1,363	5,828	136,830
237523	Superior Court Clerk III	1	1	119,954	39,272	1,739	7,437	168,402
237524	County Clerk/Probate Register	1	1	75,067	37,668	1,088	4,654	118,477
237525	Court Operations Manager II	1	1	80,642	32,344	1,169	5,000	119,155
237526	Superior Court Clerk II	1	1	100,485	36,074	1,457	6,230	144,246
237527	Program Manager Court Ops	1	1	70,000	31,289	1,015	4,340	106,644
237528	County Clerk/Deputy Clerk	1	1	76,627	37,680	1,111	4,751	120,169
237529	Docket Clerk B	1	1	37,523	7,555	544	2,326	47,948
237530	Superior Court Clerk II	1	1	100,485	35,941	1,457	6,230	144,113
237531	Superior Court Clerk II	1	1	94,000	35,639	1,363	5,828	136,830
237532	Superior Court Clerk II	1	1	100,485	27,497	1,457	6,230	135,669
237533	Court Operations Manager	1	1	69,202	9,113	1,003	4,291	83,609
237601	HR & Employee Development Mngr	1	1	85,509	16,338	1,240	5,302	108,389
237602	Docket Clerk B	1	1	37,523	5,240	544	2,326	45,633
237603	Courtroom Operator	1	1	42,162	25,275	611	2,614	70,662
237605	Judicial Education Coordinator	1	1	52,811	18,637	766	3,274	75,488
237607	Docket Clerk B	1	1	37,523	15,901	544	2,326	56,294
237609	Docket Clerk B	1	1	39,978	24,884	580	2,479	67,921
237610	Docket Clerk B	1	1	41,288	25,991	599	2,560	70,438
237611	Docket Clerk B	1	1	41,288	25,991	599	2,560	70,438
237612	Docket Clerk B	1	1	37,523	16,000	544	2,326	56,393
237613	Info Tech Spec II	1	1	61,318	28,702	889	3,802	94,711
237614	Docket Clerk B	1	1	49,317	26,555	715	3,058	79,645
237615	Docket Clerk B	1	1	41,288	22,571	599	2,560	67,018
237616	Courtroom Operator	1	1	39,499	24,799	573	2,449	67,320
237620	Docket Clerk B	1	1	37,523	24,444	544	2,326	64,837
237621	Docket Clerk B	1	1	41,288	31,451	599	2,560	75,898

237622	Docket Clerk B	1	1	41,288	28,904	599	2,560	73,351
237623	Docket Clerk B	1	1	36,213	7,321	525	2,245	46,304
237624	Jud. Bureau Scheduling Clerk	1	1	38,709	30,989	561	2,400	72,659
237625	Court Operations Manager II	1	1	70,470	19,354	1,022	4,369	95,215
237626	Docket Clerk B	1	1	36,213	22,932	525	2,245	61,915
237627	Docket Clerk B	1	1	37,523	24,247	544	2,326	64,640
237628	Docket Clerk B	1	1	43,846	31,909	636	2,718	79,109
237629	Case Flow Coordinator B	1	1	43,930	14,436	637	2,724	61,727
237630	Docket Clerk B	1	1	47,923	26,305	695	2,971	77,894
237650	Chief Trial Court Staff Atty	1	1	80,642	33,702	1,169	5,000	120,513
237651	Law Clerk	1	1	50,170	26,823	727	3,111	80,831
237652	Law Clerk	1	1	52,146	15,519	756	3,233	71,654
237653	Law Clerk	1	1	52,146	20,382	756	3,233	76,517
237654	Law Clerk	1	1	59,238	11,441	859	3,673	75,211
237655	Law Clerk	1	1	50,170	15,283	727	3,111	69,291
237656	Law Clerk	1	1	50,170	18,379	727	3,111	72,387
237657	Law Clerk	1	1	55,515	15,922	805	3,442	75,684
237658	Law Clerk	1	1	50,170	18,379	727	3,111	72,387
237659	Law Clerk	1	1	53,747	19,028	779	3,332	76,886
237660	Law Clerk	1	1	53,747	10,583	779	3,332	68,441
237661	Licensing Counsel	1	1	84,219	39,326	1,221	5,222	129,988
237670	Program Administrator	1	1	68,245	30,098	990	4,231	103,564
237671	Bar Counsel	1	1	107,682	22,058	1,561	6,676	137,977
237672	Docket Clerk B	1	1	39,978	16,440	580	2,479	59,477
237673	Law Clerk	1	1	50,170	6,838	727	3,111	60,846
237674	Law Clerk	1	1	52,146	18,737	756	3,233	74,872
237675	Environmental Case Manager	1	0.6	41,434	16,700	601	2,569	61,304
237676	Law Clerk	1	1	50,170	9,934	727	3,111	63,942
237677	Environmental Judge	1	1	150,738	51,381	2,186	7,886	212,191
237678	Jud Bureau Complicance Officer	1	1	53,373	10,391	774	3,309	67,847
237679	Court Officer B	1	1	42,557	16,902	617	2,639	62,715
237680	Court Security & Screening Off	1	1	42,557	25,346	617	2,639	71,159
237681	Court Officer B	1	1	42,557	31,679	617	2,639	77,492
237682	Court Officer B	1	1	45,323	25,840	657	2,810	74,630

237684	Court Officer B	1	1	37,523	7,555	544	2,326	47,948
237685	Court Security & Screening Off	1	1	36,213	25,083	525	2,245	64,066
237686	Court Officer B	1	1	37,523	7,555	544	2,326	47,948
237687	County Clerk/Docket Clerk	1	1	59,051	19,988	856	3,661	83,556
237688	Financial Specialist II	1	1	40,290	16,496	584	2,498	59,868
237689	IT Operations Manager	1	1	84,094	39,303	1,219	5,214	129,830
237690	Projects Coordinator	1	1	52,146	27,934	756	3,233	84,069
237691	Docket Clerk B	1	1	36,213	22,932	525	2,245	61,915
237692	Docket Clerk B	1	1	37,523	7,555	544	2,326	47,948
237693	Docket Clerk B	1	1	37,523	7,555	544	2,326	47,948
237694	Docket Clerk B	1	1	37,523	16,000	544	2,326	56,393
237695	Docket Clerk B	1	1	36,213	7,321	525	2,245	46,304
237696	Docket Clerk B	1	1	52,208	33,405	757	3,237	89,607
237701	Hearing Officer	1	1	113,651	37,648	1,648	7,046	159,993
237702	Docket Clerk B	1	1	41,288	25,118	599	2,560	69,565
237703	Docket Clerk B	1	1	37,523	7,555	544	2,326	47,948
237704	Docket Clerk B	1	1	36,213	22,932	525	2,245	61,915
237710	Superior Court Clerk II	1	1	100,485	36,814	1,457	6,230	144,986
237711	Law Clerk	1	1	50,170	18,379	727	3,111	72,387
237712	Docket Clerk B	1	1	37,523	7,555	544	2,326	47,948
237714	Docket Clerk B	1	1	52,208	27,072	757	3,237	83,274
237715	Docket Clerk B	1	1	47,923	17,861	695	2,971	69,450
237716	Docket Clerk B	1	1	41,288	16,674	599	2,560	61,121
237717	Docket Clerk B	1	1	52,208	33,405	757	3,237	89,607
237718	Court Operations Manager	1	1	69,202	36,605	1,003	4,291	111,101
237719	Court Officer B	1	1	42,557	16,803	617	2,639	62,616
237720	Law Clerk	1	1	52,146	10,172	756	3,233	66,307
237721	Law Clerk	1	1	50,170	18,379	727	3,111	72,387
237722	Docket Clerk B	1	1	52,208	33,405	757	3,237	89,607
237723	Docket Clerk B	1	1	36,213	25,083	525	2,245	64,066
237728	Court Officer B	1	1	42,557	31,679	617	2,639	77,492
237729	Court Officer B	1	1	39,978	7,995	580	2,479	51,032
237730	Court Security & Screening Off	1	1	39,978	24,884	580	2,479	67,921
237731	Docket Clerk B	1	1	37,523	15,901	544	2,326	56,294

237732	Court Officer B	1	1	46,654	17,635	676	2,893	67,858
237733	Court Security & Screening Off	1	1	36,213	7,321	525	2,245	46,304
237734	Court Officer B	1	1	42,557	8,457	617	2,639	54,270
237735	Business Process Analyst	1	1	75,442	22,785	1,094	4,677	103,998
237736	Court Officer B	1	1	37,523	17,645	544	2,326	58,038
237750	Financial Specialist III	1	1	47,944	9,420	695	2,973	61,032
237751	Administrative Assistant A	1	1	41,288	31,451	599	2,560	75,898
237752	Juvenile Court Improvement Man	1	1	80,642	10,480	1,169	5,000	97,291
237753	Operations Assistant	1	1	50,170	24,600	727	3,111	78,608
237754	Docket Clerk B	1	1	43,846	25,576	636	2,718	72,776
237755	IT Solution Delivery Manager	1	1	83,179	33,677	1,206	5,157	123,219
237756	Database Administrator	1	1	77,459	32,463	1,123	4,802	115,847
237757	Senior Program Manager	1	1	89,461	17,055	1,297	5,547	113,360
237758	Superior Judge	1	1	150,738	55,583	2,186	7,886	216,393
237759	Programs Manager	1	1	70,470	22,057	1,022	4,369	97,918
237760	Superior Judge	1	1	150,738	45,921	2,186	7,886	206,731
237761	Superior Judge	1	1	150,738	45,048	2,186	7,886	205,858
237762	Docket Clerk B	1	1	37,523	15,901	544	2,326	56,294
237763	Docket Clerk B	1	1	37,523	16,000	544	2,326	56,393
237764	Deputy Clerk I	1	1	49,275	19,748	714	3,055	72,792
237765	Docket Clerk B	1	1	36,213	15,766	525	2,245	54,749
237766	Info Tech Spec II	1	1	68,765	17,347	997	4,263	91,372
237767	Treatment Court Coordinator	1	1	50,170	24,600	727	3,111	78,608
237768	Treatment Court Coordinator	1	1	55,515	10,775	805	3,442	70,537
237769	Superior Judge	1	1	150,738	51,381	2,186	7,886	212,191
237770	Treatment Court Coordinator	1	1	50,170	27,581	727	3,111	81,589
237771	Treatment Court Coordinator	1	1	52,146	30,176	756	3,233	86,311
237772	Programs Manager	1	1	70,000	31,289	1,015	4,340	106,644
238683	Court Officer B	1	1	37,526	25,318	544	2,327	65,715

2120000000 - Judiciary

Department:

Budget Request Code	Fund	Justification	Est Amount
8195	22005	Court Improvement Program HHS CFDA 93.586	\$323,587
8195	22005	SAMHSA Adult Treatment Court Exp CFDA 93.243	\$316,937
		Total	\$640,524

Department: 2120000000 - Judiciary

Budget Request Code	Fund	Justification	Est Amount
8196	21500	AHS OCS Title IV D Child Support	\$ 1,865,399
8196	21500	AHS VDH ADAP Compat Drug	\$ 190,000
8196	21500	GHSP DUI Court Windsor	\$ 229,873
8196	21500	OVW Stop VAWA CFDA 16.588	\$ 40,000
		Total	\$ 2,325,272

Department: 2120000

Budget Request Code	Fund	Justification	Est Amount
8197	21500	Incentives - Drug Court Paticipation	\$ 1,018
8197	21811	VT Bar Foundation	\$ 70,000
8197	22005	Incentives - Drug Court Participation	\$ 5,012
		Total	\$ 76,030

**Supreme Court of Vermont
Office of State Court Administrator**

PATRICIA GABEL, ESQ., State Court Administrator
patricia.gabel@vermont.gov
Mailing Address:
Office of Court Administrator
109 State Street
Montpelier, VT 05609-0701
Telephone: (802) 828-3278
FAX: (802) 828-3457



JEFFERY LOEWER, Chief Information Officer
jeffery.loewer@vermont.gov
TARI SCOTT, Chief of Trial Court Operations
theresa.scott@vermont.gov

www.vermontjudiciary.org

TO: Representative Catherine Toll, Chair
House Committee on Appropriations

FROM: Patricia Gabel, Esq., State Court Administrator

RE: House Committee on Appropriations Questions

DATE: February 8, 2018

This memo is intended to answer the first two questions sent to the Vermont Judiciary by the House Committee on Appropriations in preparation for our testimony. Answers to the other questions are addressed in the handouts and/or in oral testimony.

1. What is your budgeted vs actual spending for SFY17 final and SFY18 BAA by separate appropriation?

Fund	Fund Description	Budget Amount	Encumbered Amount	Expended Amount	Available at YE FY17	Carry-Forward or Reserve
10000	General Fund	41,283,137.76	402,020.33	40,238,657.04	642,460.39	642,460.39
21285	Waste Management Assistance	128,305.00	-	128,305.00	-	-
21295	Environmental Permit Fund	148,342.00	-	148,342.00	-	-
21370	Tobacco Litigation Settlement	39,031.00	-	39,031.00	-	-
21500	Inter-Unit Transfers Fund	2,326,907.00	-	2,261,880.58	65,026.42	-
21788	Miscellaneous Settlement Fund	10,000.00	-	10,000.00	-	-
21811	Attorney Admission,Licensing,&	759,088.00	-	679,995.21	79,092.79	79,092.79
21908	Misc Grants Fund	75,000.00	-	65,108.83	9,891.17	-
21941	Court Technology Fund	1,631,724.00	-	-	1,631,724.00	1,631,724.00
22005	Federal Revenue Fund	556,455.00	-	494,310.70	62,144.30	-

The Judiciary does not have a SFY18 BAA.

2. Identify all carry forwards and reserves. How did they accumulate?

In SFY17 the Judiciary had a carry-forward of General Funds in the amount of \$318,634. We had intended to use the funds to support our acquisition of security cameras and duress alarms at all courthouses across the state. However, the Judiciary offered these funds to the state for a rescission and the state accepted them.

In addition, the Judiciary carried forward a one-time appropriation of \$323,826 under Section C.100(b) of Act 85 of 2017 (FY18 Appropriations Act). This appropriation of FY17 funds was designated to pay the retroactive component (back to December 2016) of a branch-wide reclassification of docket clerks and security officers, pursuant to the Judiciary's collective bargaining agreement and associated classification study. Because the enactment of the State budget was delayed, these retroactive payments could not be paid in FY17. The payments were ultimately made during the first pay period of FY18.

The reserve funds for the Attorney Licensing Fund are Judiciary controlled funds which will be used for the intended purpose of this fund in this and future fiscal years.

The reserve funds for the Court Technology Fund are Judiciary controlled funds which will be used for the intended purpose of this fund including assisting to fund our acquisition of security cameras and duress alarms at all courthouses and the NG-CMS.

cc: Kelly Carbo, Finance Program Manager
Maria Belliveau, Joint Fiscal Office
Theresa Utton Jerman, Committee Assistant



LEGISLATIVE BRIEFING SHEET



Lean Analysis: Streamlining Juvenile Proceedings

In October 2016, an interdisciplinary working group recommended that the Judiciary consider various proposed improvements to the child abuse and neglect docket, including:

- Increase **time allocated for hearings**, and schedule subsequent hearings from the bench at the temporary care hearing in consultation with courtroom scheduling staff
- Improve training for all stakeholders on **mediation and collaboration**
- Establish a pilot program to **hold a “collaboration hearing”** prior to the temporary care hearing
 - Assign a judicial master or person with similar authority to coordinate services and foster collaborative resolutions to disputes
 - Assign a guardian ad litem
 - Encourage prosecutors to withdraw emergency care petitions if parents comply with substance abuse treatment or other needed services
 - In cases where there is noncompliance with services, the judicial master (or similar individual) can prepare a report for the judge outlining placement and treatment options, risk factors, and recommendations

Overview

In 2017, the Supreme Court tasked the State Court Administrator’s Office with pursuing the recommendations put forward by this working group. Unfortunately, unanticipated and prolonged staffing uncertainties hampered efforts to implement these recommendations.

Position

Upcoming staffing changes will enable the Judiciary to advance this project and pursue implementation of these recommendations.

With financial and technical assistance from the Department of Environmental Conservation, the Judiciary convened an interdisciplinary working group in October 2016 to explore improvements to abuse/neglect proceedings. The group analyzed how courts schedule and resolve matters from inception of the case up to merits hearings.

The working group included a judge, a court clerk, a public defender, a prosecutor, an assistant attorney general, four DCF employees, and 2 guardians ad litem.

During its weeklong analysis, the group concluded that:

- Courts often fail to reserve sufficient time when scheduling temporary care hearings, and default times vary from county to county (ranging from 15-minute blocks to 30-minute ones)
- While recent increases in abuse/neglect filings contributed to delays in filing initial case plans, other factors also caused delay, including whether the bench and bar work collaboratively
- The process of requiring each party to obtain medical and educational information is inefficient; delays could be mitigated if all parties received these essential documents timely
- Needlessly inflammatory affidavits impede settlement
- Judges should conduct hearings with improved direction, collaboration, and efficiency
- Hearings are sometimes rescheduled because attorneys can’t reach their clients to remind them about the hearings; many clients lack access to reliable phone services
- Courts underutilize conditional care orders

Background

For More Information

Patricia Gabel, State Court Administrator

patricia.gabel@vermont.gov



LEGISLATIVE BRIEFING SHEET



Vermont Judicial Commission on Family Treatment Dockets

On January 17, 2018, the Supreme Court announced the establishment of the Vermont Judicial Commission on Family Treatment Dockets. The Supreme Court established the Commission in response to the dramatic upsurge in child protection cases fueled by the opioid crisis. The Commission will work across the justice system to identify the most efficient and effective ways to deliver necessary services to families with children impacted by the opioid crisis.

Overview

Chief Justice Paul Reiber chairs the Commission, which includes representation from all three branches of State government. The Commission will study evidence-based techniques that other states have deployed successfully to promote family reunification and timely permanency for children involved in child protection cases. It will make recommendations to the Supreme Court for ways to pilot successful practices as well as for options to afford statewide access to family treatment docket techniques, if warranted and consistent with the policies of the Supreme Court.

The Commission will issue an interim report to the Supreme Court by July 1, 2018, and it will issue its final report by December 1, 2018.

Position

The Supreme Court **supports** the Commission's interbranch collaboration to inventory responses in other states to addiction-driven increases in child protection cases and to recommend practices suitable for the unique needs and challenges of Vermont.

Impact

To support the Commission, the Judiciary entered into a contract with the National Center for State Courts for technical assistance and hired a part-time project manager. The Judiciary is paying for the Commission's work with general funds accrued through vacancy savings.

Background

The creation of the Commission on Family Treatment Dockets follows an October 2017 presentation by Douglas Marlowe, J.D., Ph.D., Chief of Science, Law, & Policy at the National Association of Drug Court Professionals, who spoke with representatives from the Executive, Legislative, and Judicial Branches of Vermont State Government about best practices in problem-solving court dockets, such as the treatment dockets; addressed some of the challenges Vermont's treatment dockets have faced; and framed treatment docket options within a broader continuum of treatment options to be considered by those responsible for state policy issues.

For More Information

Patricia Gabel, State Court Administrator

patricia.gabel@vermont.gov



LEGISLATIVE BRIEFING SHEET



Enhancing the Vermont Guardian ad Litem Program

Overview

In 2017, the Judiciary extended a **pilot** to study the benefits from partnering with a nonprofit entity to recruit, train, and supervise volunteer guardians ad litem (GALs) in Franklin and Grand Isle Counties.

The Judiciary also published a statewide **request for proposals** (RFP) in October to identify one or more potential nonprofit partners interested in delivering recruitment, training, and supervision services for volunteer GALs in one or more counties.

Status

The pilot program continues to provide valuable information regarding benefits and challenges of partnering with nonprofit agencies to support the GAL Program. Thus far, the pilot has demonstrated that a nonprofit partner can successfully marshal community resources to augment the Judiciary's support of the GAL program. However, the pilot has also indicated that nonprofits might struggle to recruit volunteers with the availability needed to serve successfully as GALs.

In response to the RFP, the Judiciary received proposals in mid-December 2017, and the Judiciary is currently reviewing those proposals with the assistance of local and statewide staff and volunteer GALs. After those proposals are scored, the reviewing teams and the programs manager for the GAL program will make recommendations to the State Court Administrator and the Supreme Court; those recommendations will likely be conveyed in March 2018.

Impact

Enhancements to the GAL Program **further the Court's commitment to ensuring equal access to justice** and to ensuring that programs and services respond to existing and emerging needs. Specifically, the enhancements respond to the opioid-driven increases in the juvenile docket.

As of January 2018, approximately **310 volunteer GALs** serve Vermont's children.

What GALs Do: GALs are trained, unpaid, court-appointed advocates who help ensure that the child's best interests and rights are protected throughout the child's involvement in the court process. GALs gather information, explain the court process and choices to the child, advocate for the best interests of the child, and help ensure that the court, parties, and service providers work together to meet the child's best interests in a timely fashion.

Benefits of GALs: Studies show that a child with an assigned GAL is more likely to be adopted, half as likely to reenter foster care, substantially less likely to spend time in long-term foster care, and more likely to have a plan for permanency. Volunteer GALs improve representation of children, reduce the time lawyers need, and help achieve better educational outcomes.

Background

The Current GAL Program: 33 V.S.A. § 5112 requires the Judiciary to assign a GAL for every child who is a party to a juvenile judicial proceeding, including delinquency proceedings when the child's interests conflict with those of the parent(s). A full-time programs manager, a half-time administrative assistant, and five part-time regional GAL coordinators administer the program. General funds pay these employees' salaries.

The Judiciary's budget request for FY18 included a request for \$264,234 to enhance the GAL Program. The Judiciary proposed to use the requested funds to partner with one or more nonprofit organizations to recruit, train, and supervise volunteer GALs. The Judiciary also indicated that the funds would support an existing pilot partnership in Franklin and Grand Isle Counties.

For More Information

Patricia Gabel, State Court Administrator

patricia.gabel@vermont.gov

