

Alcohol and Drug Abuse Programs Strategic Priorities Health Medicaid Waiver, and Hub and Spoke System

**Barbara Cimaglio
Deputy Commissioner
Vermont Department of Health**

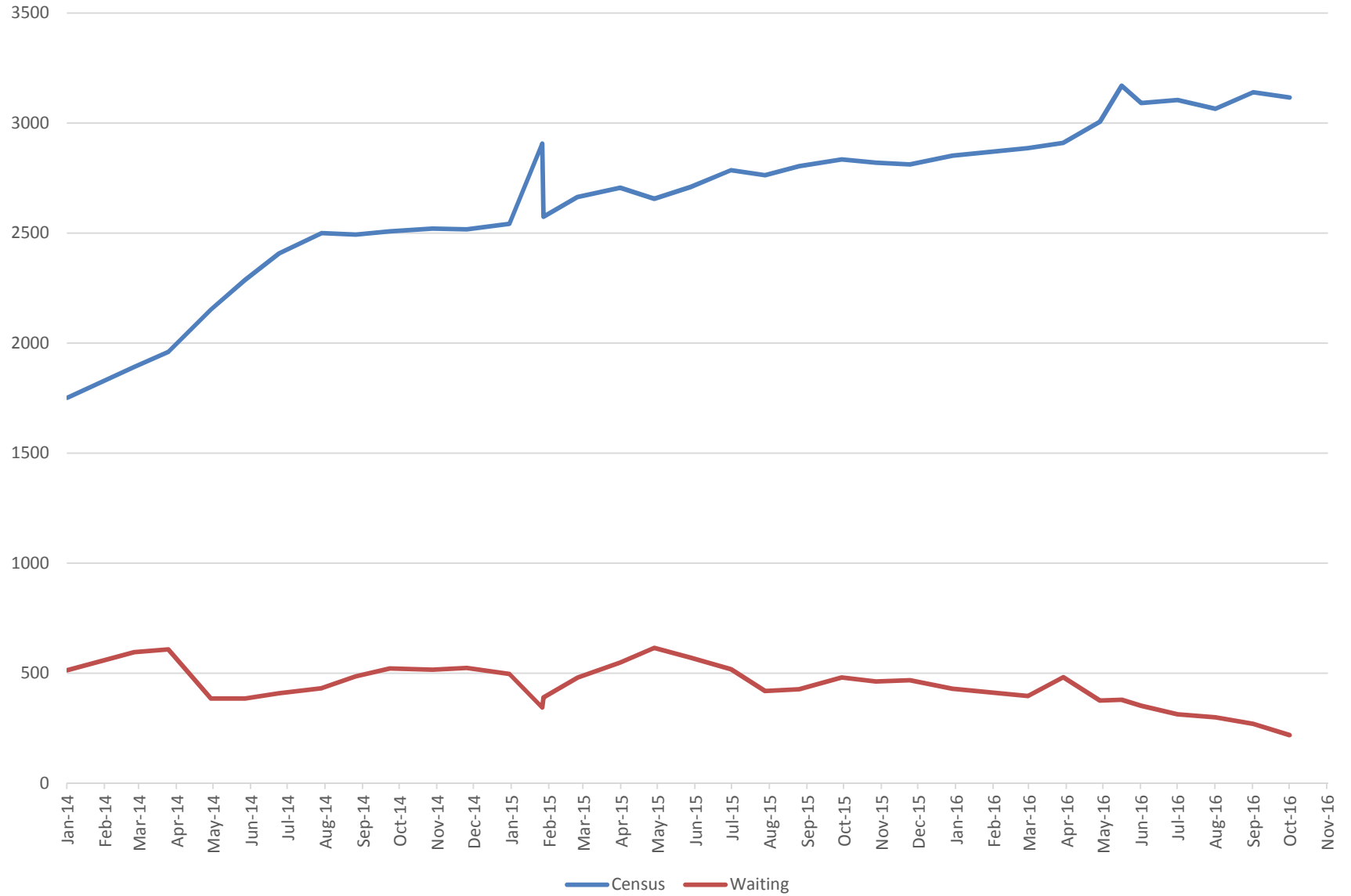
Testimony- Joint Legislative Health Reform Oversight Committee

November 14, 2016

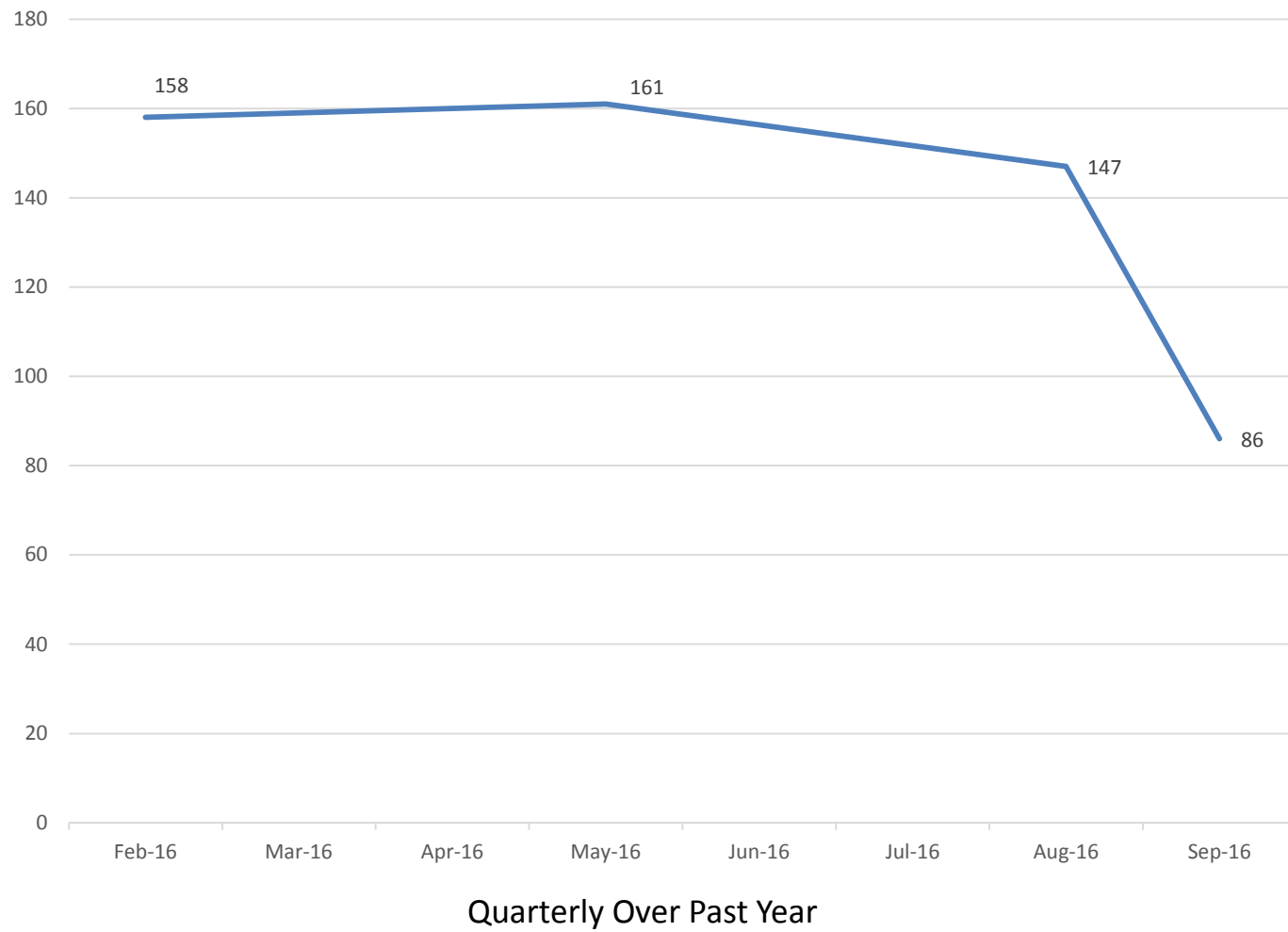
Hub Census and Waitlist: October 25, 2016

Region	# Clients	# Buprenor phine	# Methadone	# Vivitrol	# Waiting
Chittenden, Franklin, Grand Isle & Addison	924	269	645	2	189
Washington, Lamoille, Orange	471	210	261	0	0
Windsor, Windham	594	171	423	0	0
Rutland, Bennington	398	107	271	2	16
Essex, Orleans, Caledonia	729	185	539	5	13
	3116	942	2139	9	218

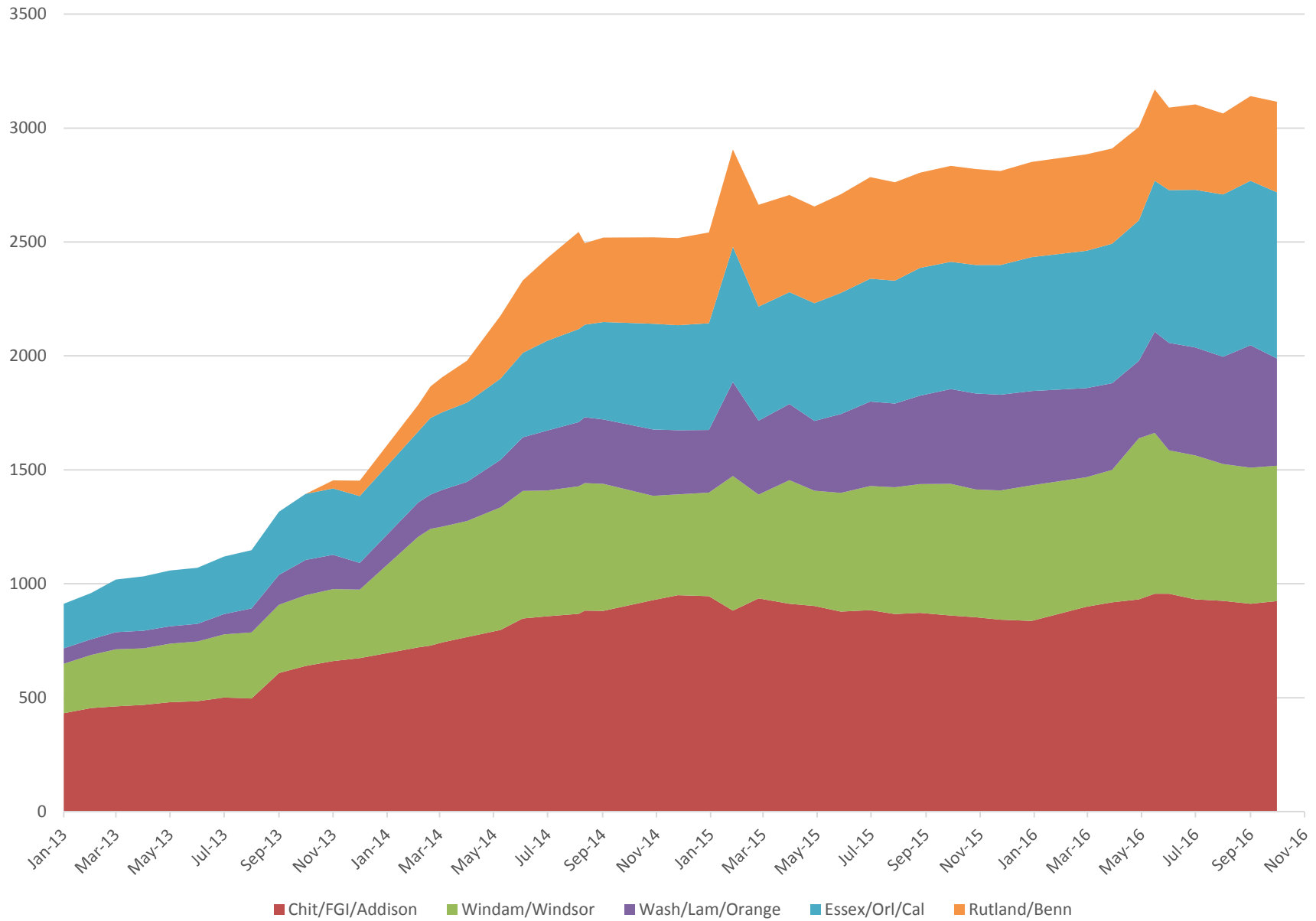
Number of People Served in Opioid Treatment Hubs and the Number of People Waiting Over Time



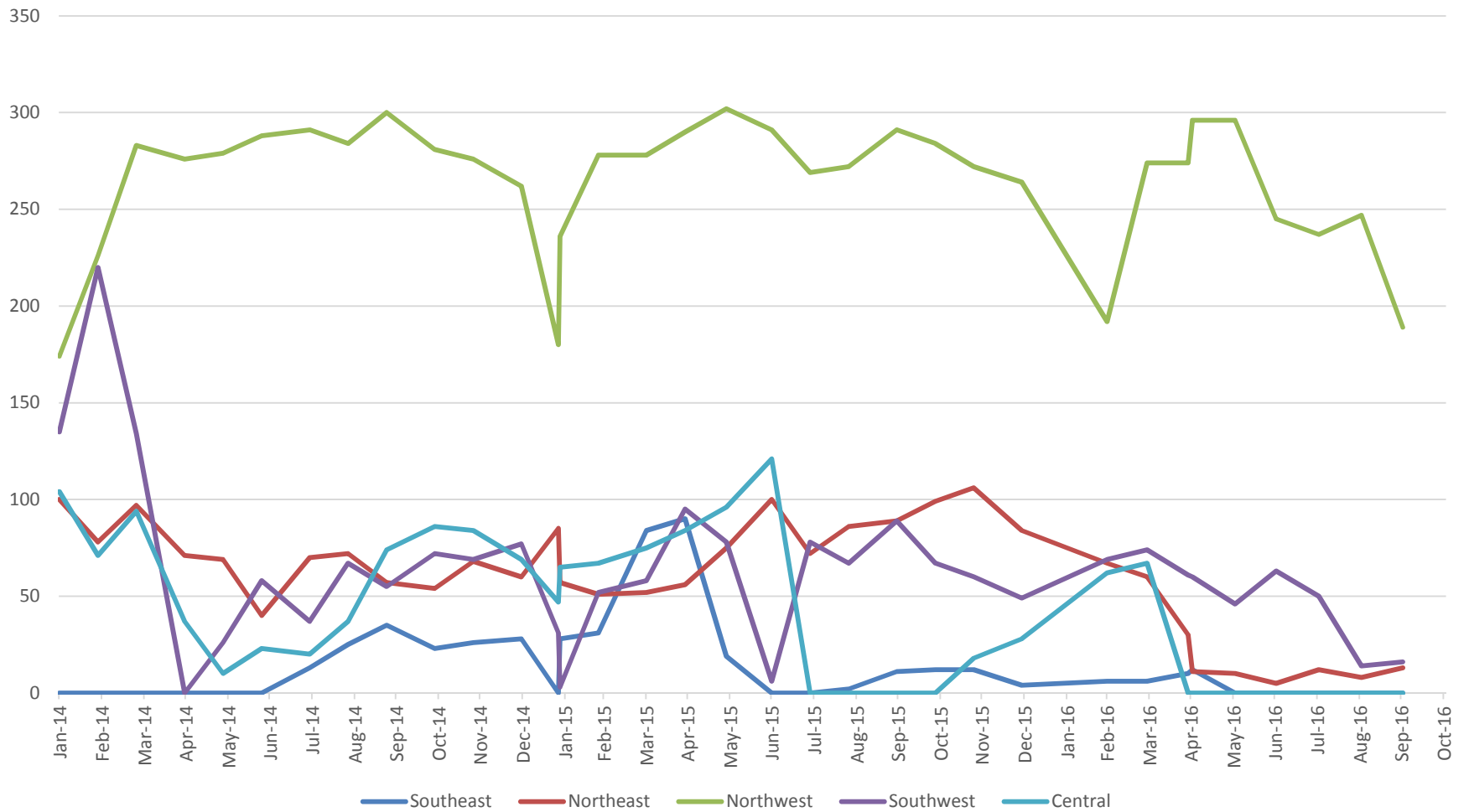
Chittenden Clinic Average Wait Time



Census by Region



Number of People Waiting for Hub Services by Region



Spoke Patients, Providers & Staffing: September 2016

Region	Total # MD prescribing pts	# MD prescribing to ≥ 10 pts	Staff FTE Hired	Medicaid Beneficiaries
Bennington	11	5	5.6	236
St. Albans	15	11	6.6	390
Rutland	12	6	4.05	223
Chittenden	71	15	14.1	553
Brattleboro	10	5	2.57	138
Springfield	4	1	1.5	55
Windsor	9	3	3	197
Randolph	6	5	1.7	130
Barre	21	7	5.5	268
Lamoille	10	4	2.6	145
Newport & St Johnsbury	11	2	2	90
Addison	5	2	2	77
Upper Valley	5	1	1.5	34
Total	187*	64*	52.72	2,535

Table Notes: Beneficiary count based on pharmacy claims July – September, 2016; an additional **174** Medicaid beneficiaries are served by **31** out-of- state providers. Staff hired based on Blueprint portal report 9/30/16. *3 providers prescribe in more than one region.

Physician Recruitment

- ✖ **Physician recruitment:**
- ✖ 2003-2012 waived physicians and waiver cap:
 - 100 patient: 37
 - 30 patient: 169
- ✖ **Additional waived physicians since 2013:**
 - 30 patient: Increased 100+
 - 100 patient: Increased 35
- ✖ **Totals as of 8/22/16:**
 - 30 patient: 269
 - 100 patient: 73

Improved access to Care

April 2012

- ✦ OTP numbers served: 650
- Medicaid numbers served in OBOT's: 1700

Spring 2015

- Hubs: 2723
- Spokes: 2143 Medicaid

Fall 2016:

Hubs: 3179

Hub bup patients 931

Spokes: 2621 Medicaid

Spokes: 3457 all payers

Note: Using VPMS data for 2015, we were able to identify over 5000 Vermonters who filled Rx for anti-addiction drugs dispensed by pharmacies, the overwhelming majority for buprenorphine products



Alcohol and Drug Abuse Programs Strategic Priorities Health Medicaid Waiver, and Hub and Spoke System

**Barbara Cimaglio
Deputy Commissioner
Vermont Department of Health**

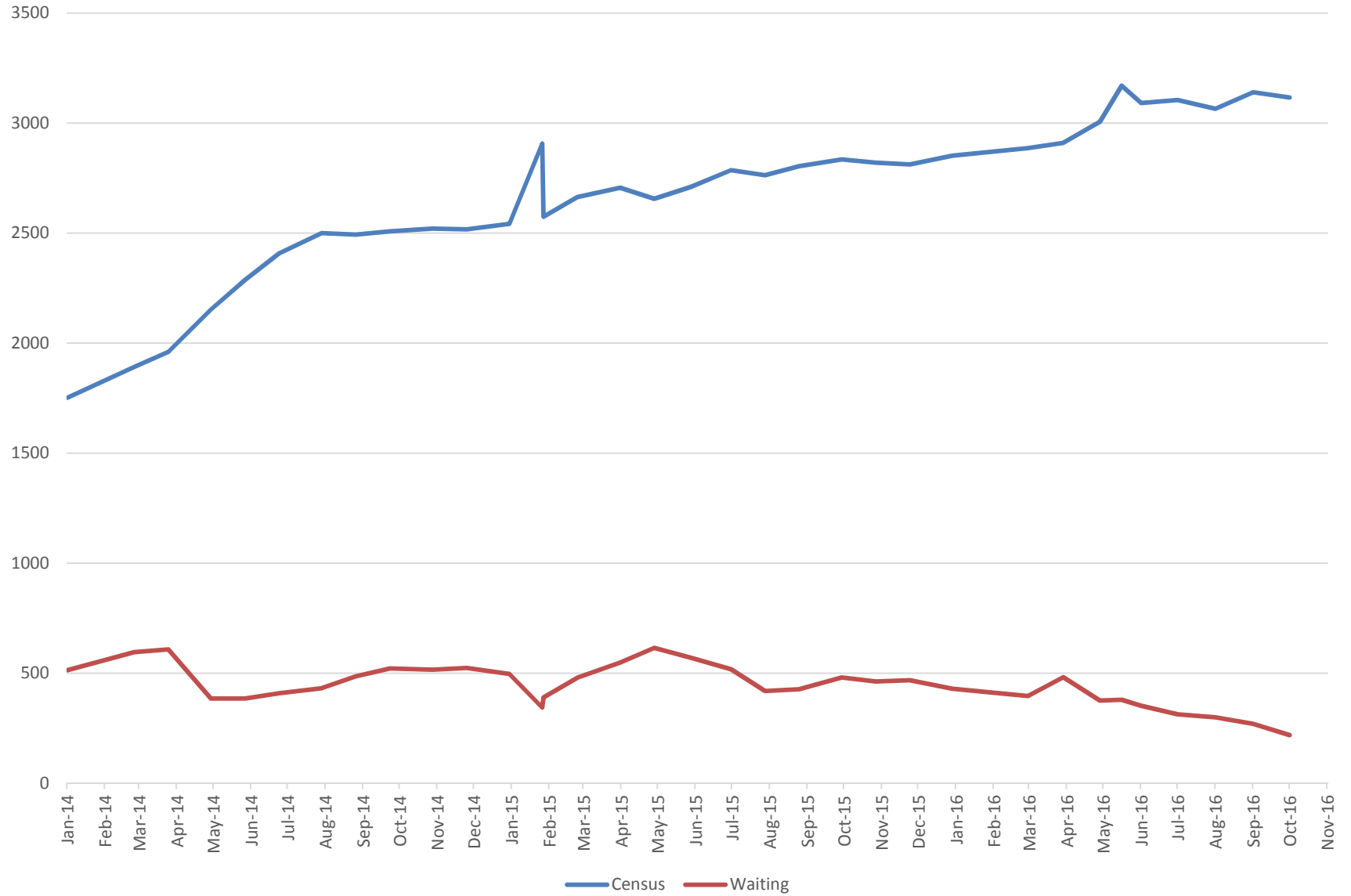
Testimony- Joint Legislative Health Reform Oversight Committee

November 14, 2016

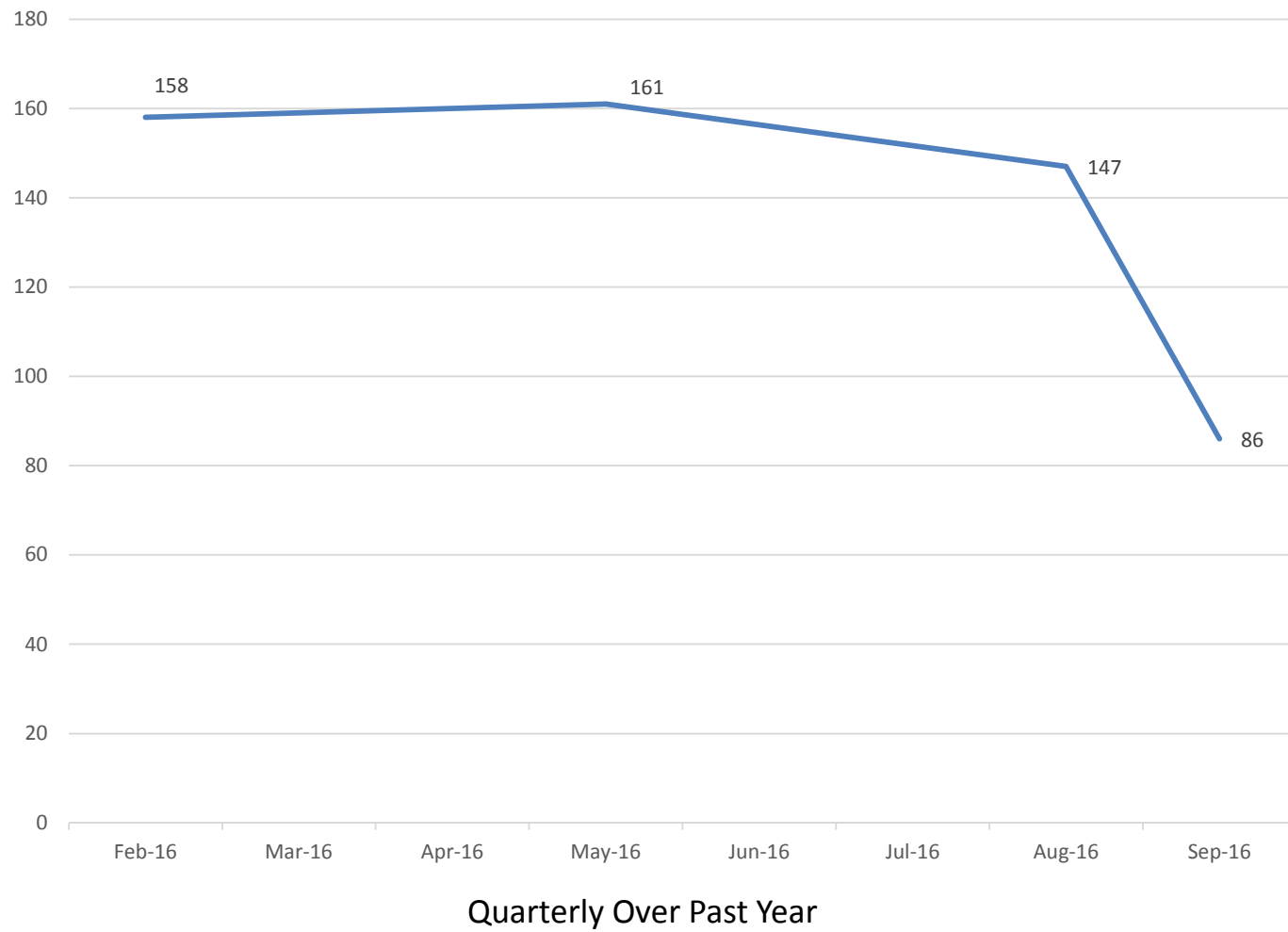
Hub Census and Waitlist: October 25, 2016

Region	# Clients	# Buprenor phine	# Methadone	# Vivitrol	# Waiting
Chittenden, Franklin, Grand Isle & Addison	924	269	645	2	189
Washington, Lamoille, Orange	471	210	261	0	0
Windsor, Windham	594	171	423	0	0
Rutland, Bennington	398	107	271	2	16
Essex, Orleans, Caledonia	729	185	539	5	13
	3116	942	2139	9	218

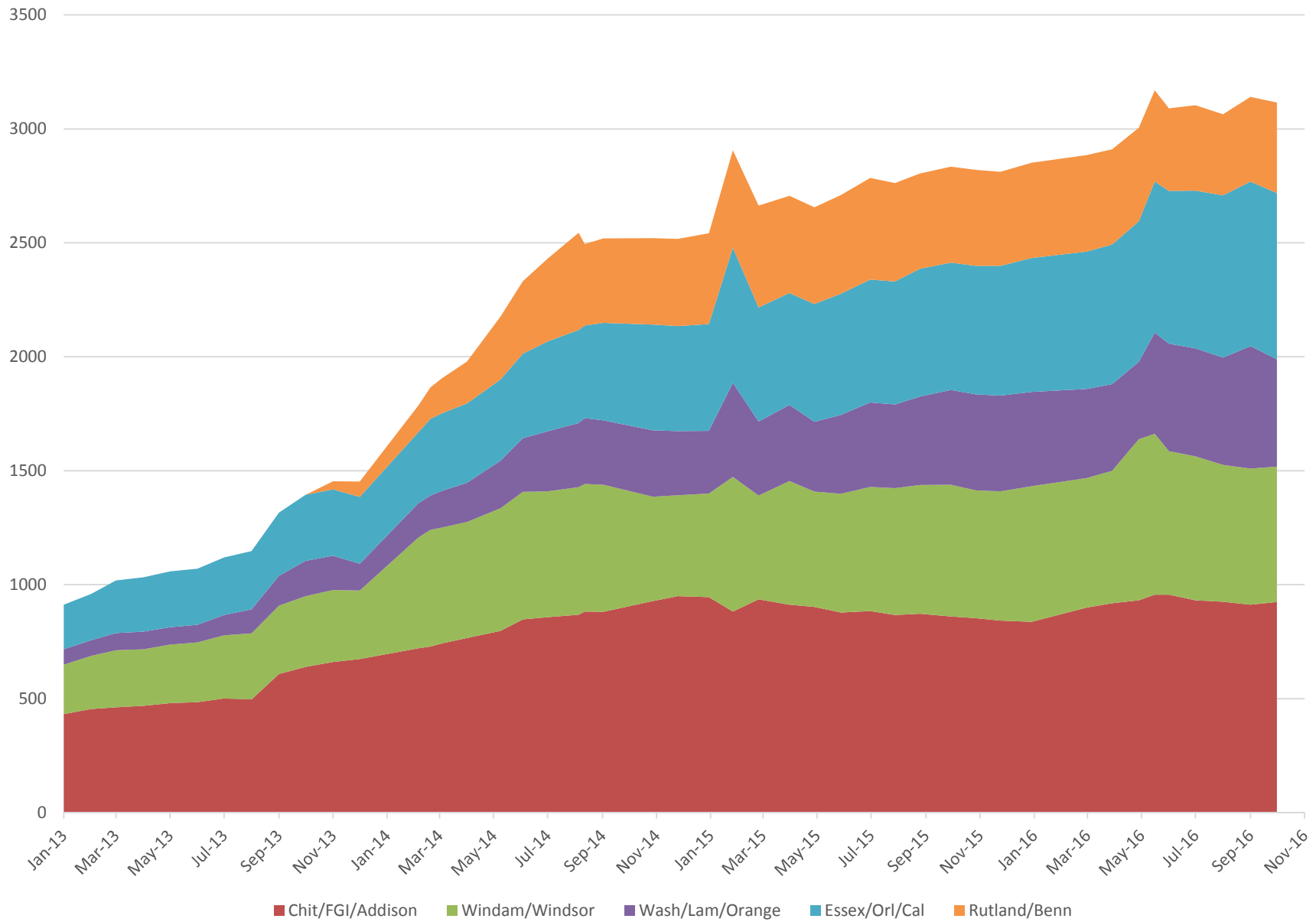
Number of People Served in Opioid Treatment Hubs and the Number of People Waiting Over Time



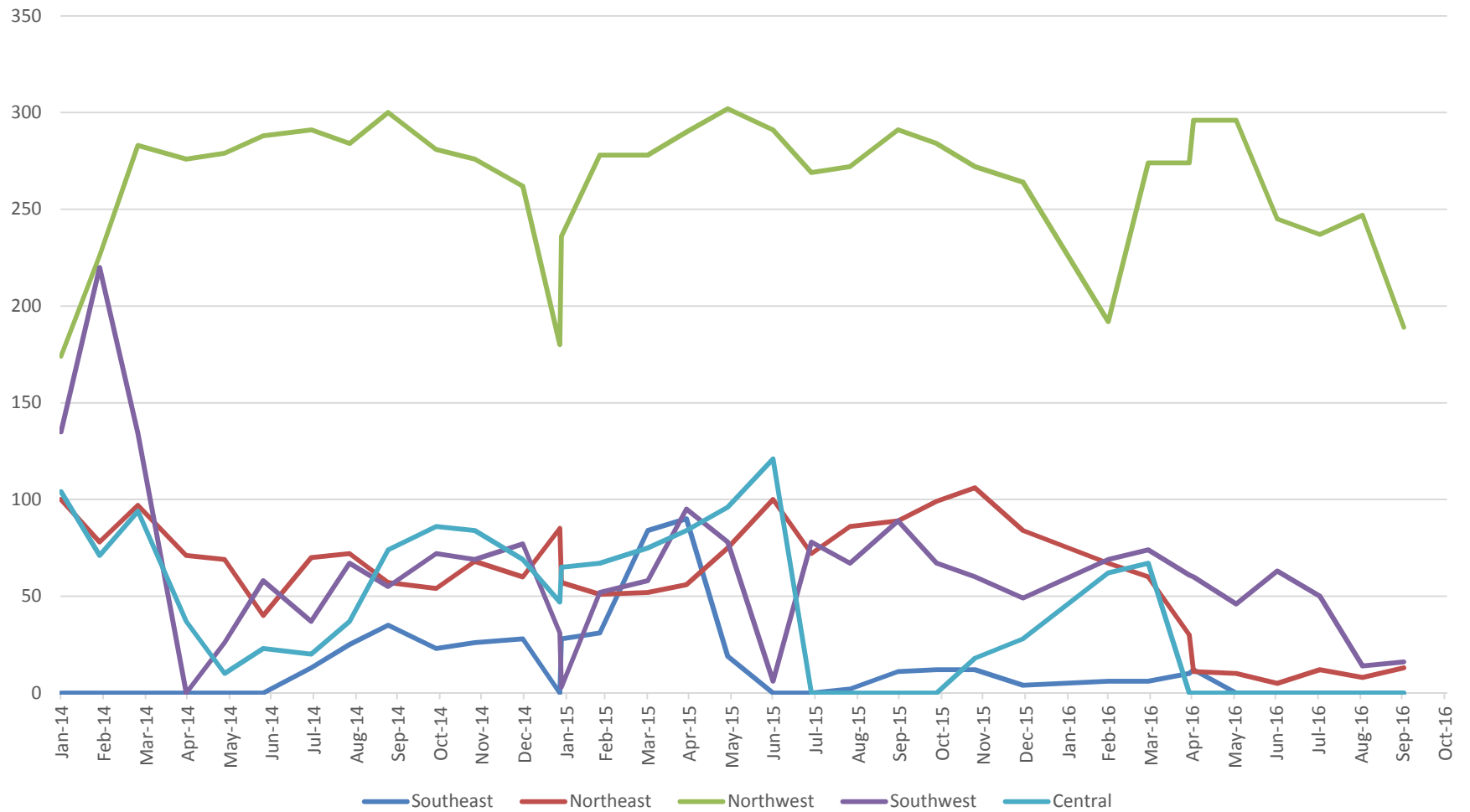
Chittenden Clinic Average Wait Time



Census by Region



Number of People Waiting for Hub Services by Region



Spoke Patients, Providers & Staffing: September 2016

Region	Total # MD prescribing pts	# MD prescribing to ≥ 10 pts	Staff FTE Hired	Medicaid Beneficiaries
Bennington	11	5	5.6	236
St. Albans	15	11	6.6	390
Rutland	12	6	4.05	223
Chittenden	71	15	14.1	553
Brattleboro	10	5	2.57	138
Springfield	4	1	1.5	55
Windsor	9	3	3	197
Randolph	6	5	1.7	130
Barre	21	7	5.5	268
Lamoille	10	4	2.6	145
Newport & St Johnsbury	11	2	2	90
Addison	5	2	2	77
Upper Valley	5	1	1.5	34
Total	187*	64*	52.72	2,535

Table Notes: Beneficiary count based on pharmacy claims July – September, 2016; an additional **174** Medicaid beneficiaries are served by **31** out-of- state providers. Staff hired based on Blueprint portal report 9/30/16. *3 providers prescribe in more than one region.

Physician Recruitment

- ✖ **Physician recruitment:**
- ✖ 2003-2012 waived physicians and waiver cap:
 - 100 patient: 37
 - 30 patient: 169
- ✖ **Additional waived physicians since 2013:**
 - 30 patient: Increased 100+
 - 100 patient: Increased 35
- ✖ **Totals as of 8/22/16:**
 - 30 patient: 269
 - 100 patient: 73

Improved access to Care



April 2012

- ✦ OTP numbers served: 650
- Medicaid numbers served in OBOT's: 1700

Spring 2015

- Hubs: 2723
- Spokes: 2143 Medicaid

Fall 2016:

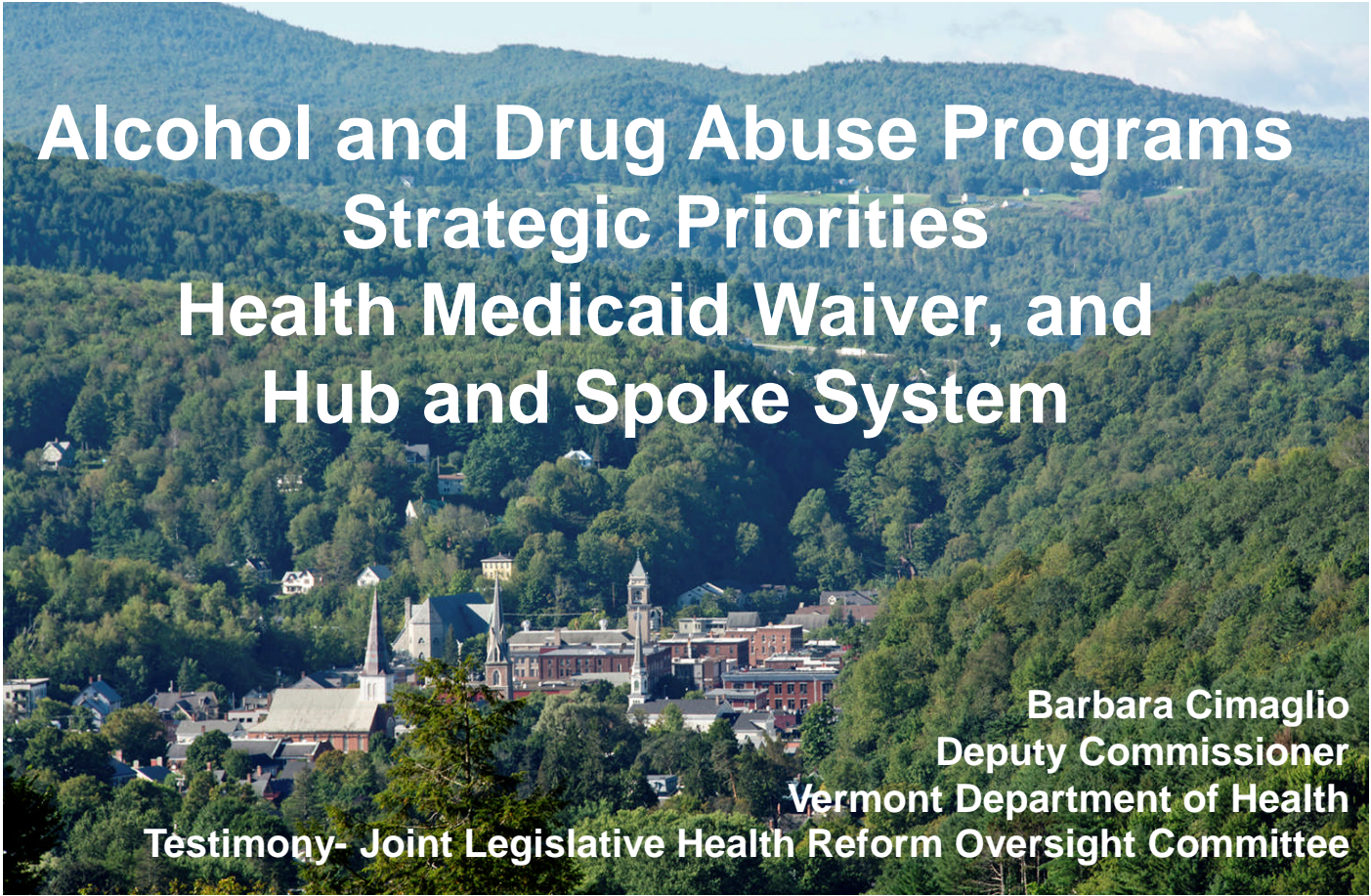
Hubs: 3179

Hub bup patients 931

Spokes: 2621 Medicaid

Spokes: 3457 all payers

Note: Using VPMS data for 2015, we were able to identify over 5000 Vermonters who filled Rx for anti-addiction drugs dispensed by pharmacies, the overwhelming majority for buprenorphine products



Alcohol and Drug Abuse Programs Strategic Priorities Health Medicaid Waiver, and Hub and Spoke System

**Barbara Cimaglio
Deputy Commissioner
Vermont Department of Health**

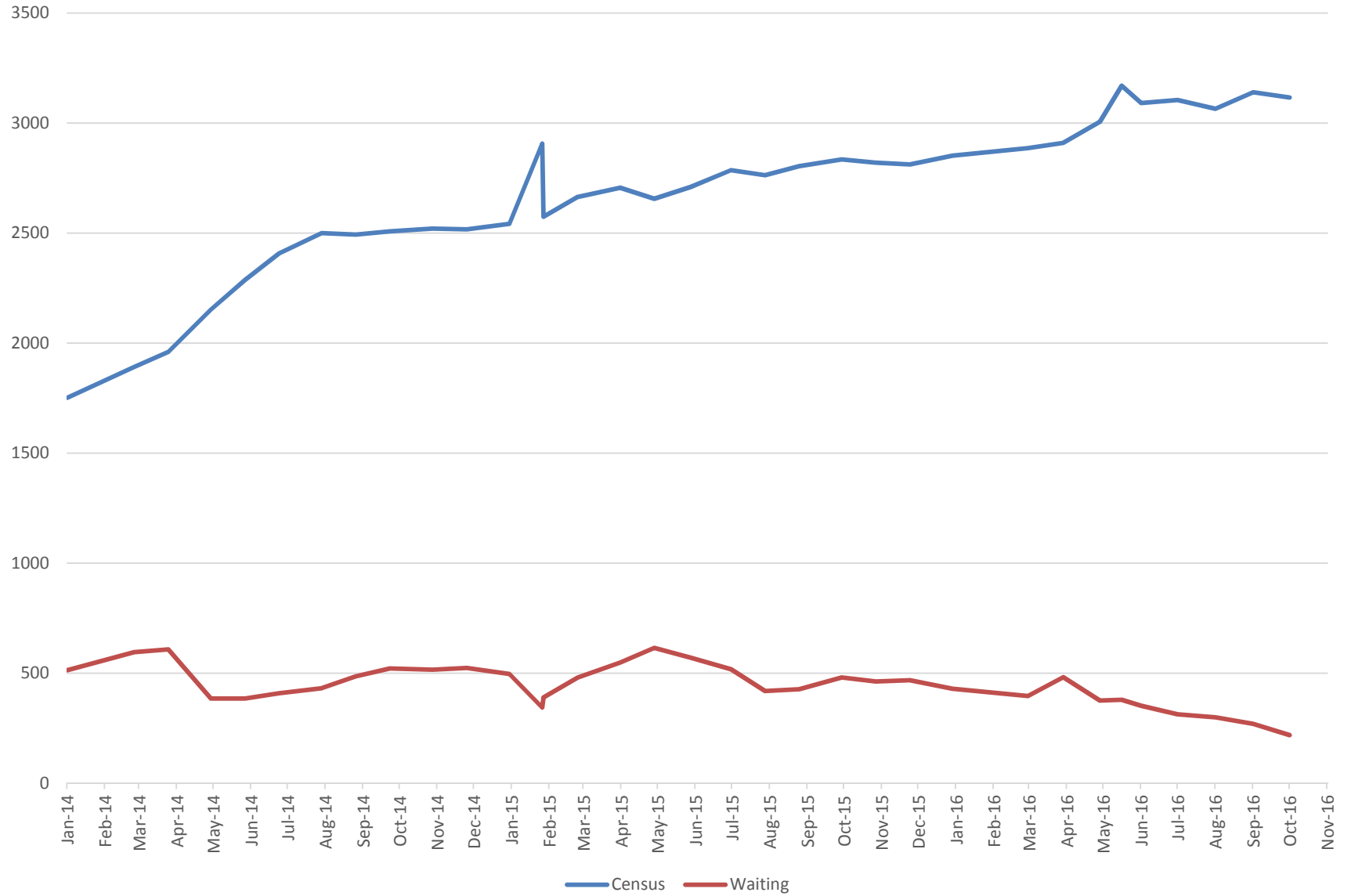
Testimony- Joint Legislative Health Reform Oversight Committee

November 14, 2016

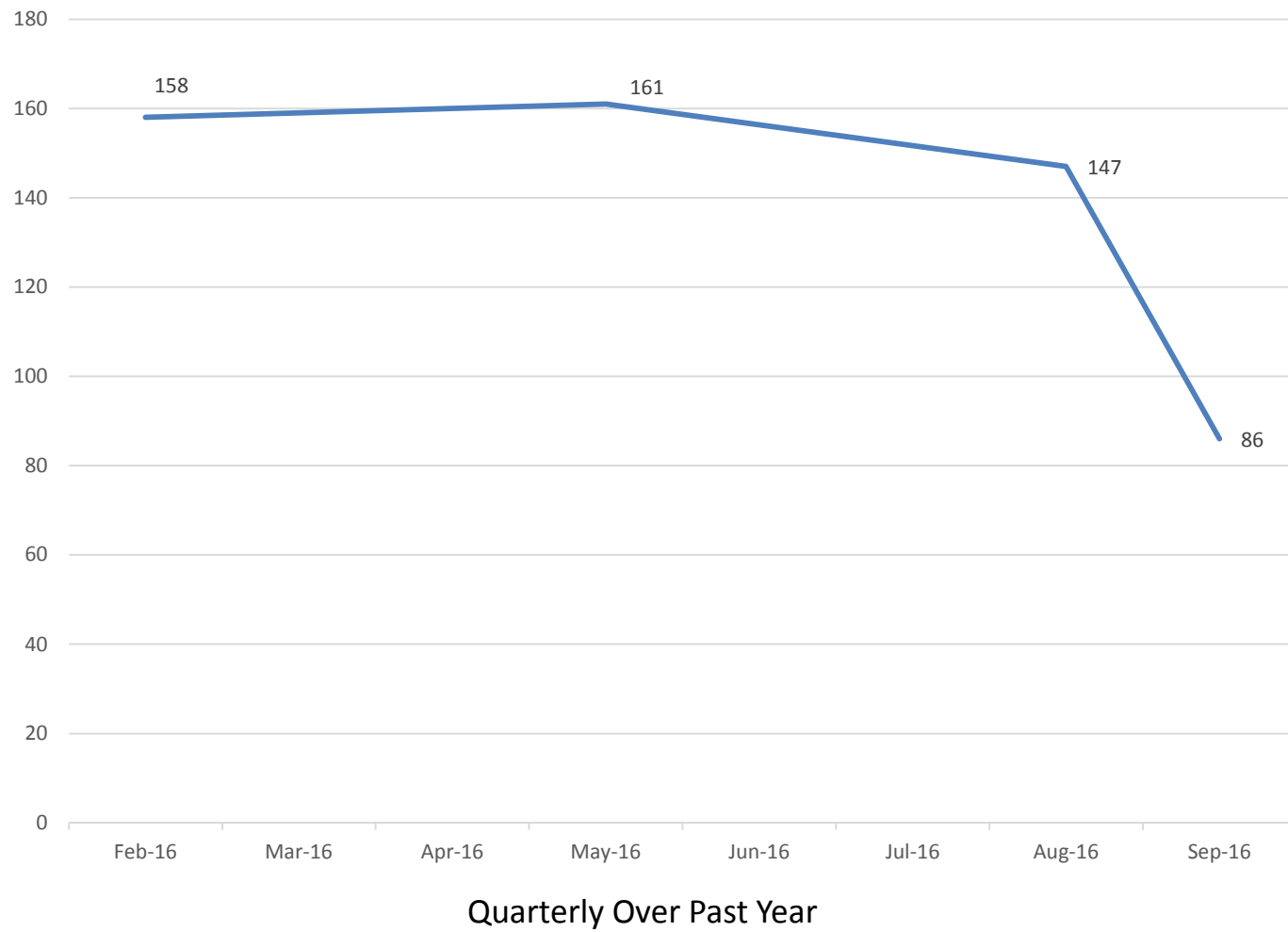
Hub Census and Waitlist: October 25, 2016

Region	# Clients	# Buprenor phine	# Methadone	# Vivitrol	# Waiting
Chittenden, Franklin, Grand Isle & Addison	924	269	645	2	189
Washington, Lamoille, Orange	471	210	261	0	0
Windsor, Windham	594	171	423	0	0
Rutland, Bennington	398	107	271	2	16
Essex, Orleans, Caledonia	729	185	539	5	13
	3116	942	2139	9	218

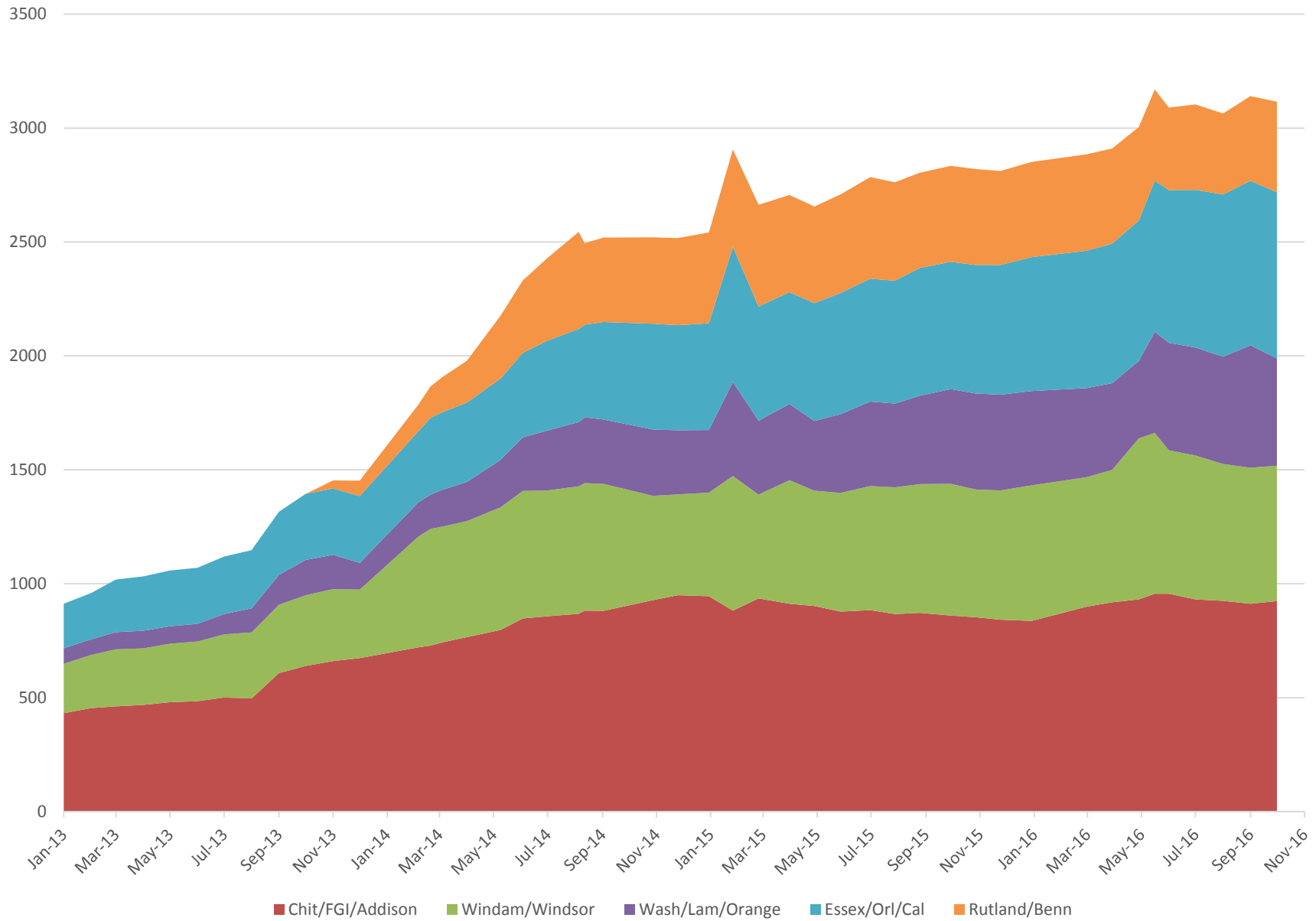
Number of People Served in Opioid Treatment Hubs and the Number of People Waiting Over Time



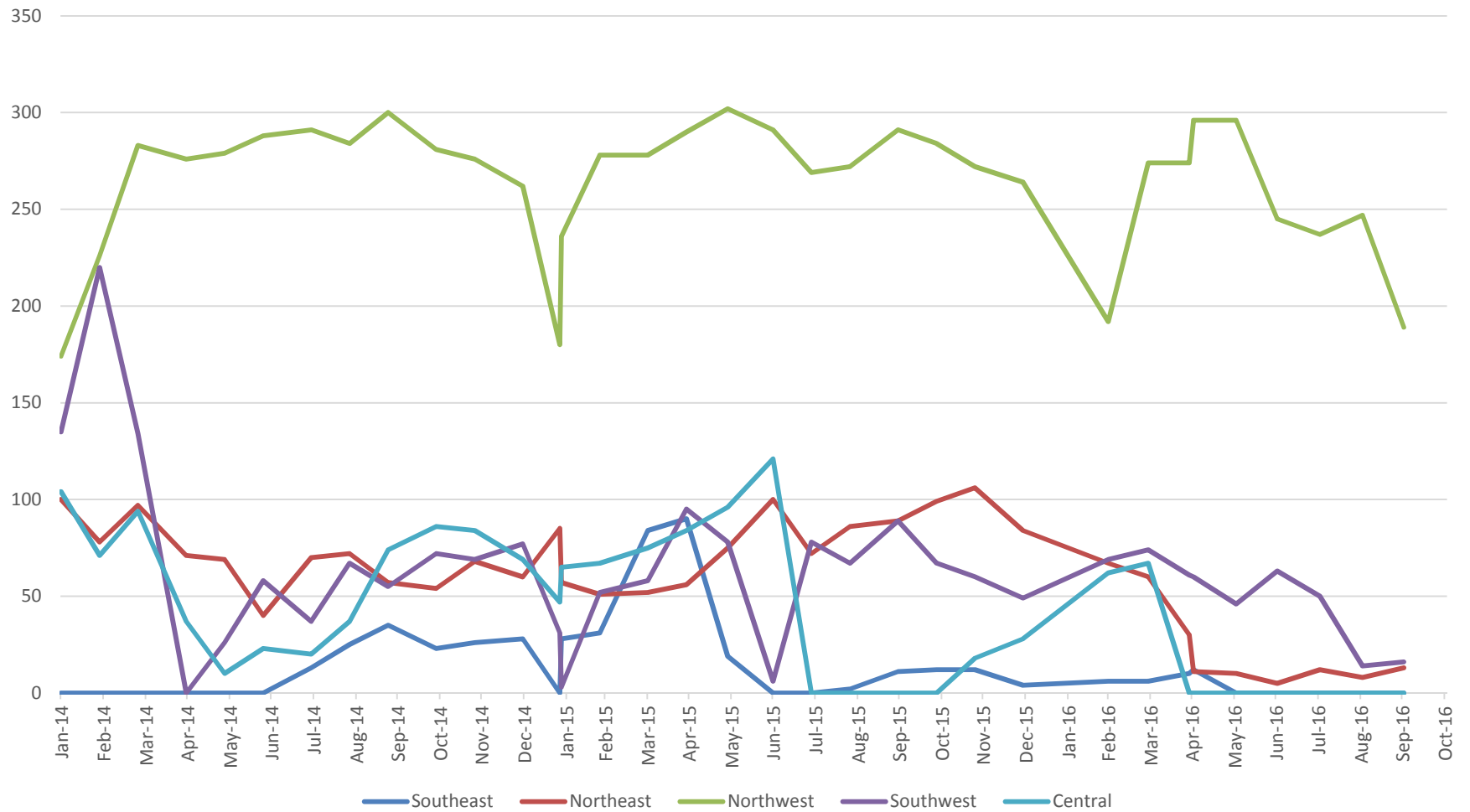
Chittenden Clinic Average Wait Time



Census by Region



Number of People Waiting for Hub Services by Region



Spoke Patients, Providers & Staffing: September 2016

Region	Total # MD prescribing pts	# MD prescribing to ≥ 10 pts	Staff FTE Hired	Medicaid Beneficiaries
Bennington	11	5	5.6	236
St. Albans	15	11	6.6	390
Rutland	12	6	4.05	223
Chittenden	71	15	14.1	553
Brattleboro	10	5	2.57	138
Springfield	4	1	1.5	55
Windsor	9	3	3	197
Randolph	6	5	1.7	130
Barre	21	7	5.5	268
Lamoille	10	4	2.6	145
Newport & St Johnsbury	11	2	2	90
Addison	5	2	2	77
Upper Valley	5	1	1.5	34
Total	187*	64*	52.72	2,535

Table Notes: Beneficiary count based on pharmacy claims July – September, 2016; an additional **174** Medicaid beneficiaries are served by **31** out-of- state providers. Staff hired based on Blueprint portal report 9/30/16. *3 providers prescribe in more than one region.

Physician Recruitment

- ✖ **Physician recruitment:**
- ✖ 2003-2012 waived physicians and waiver cap:
 - 100 patient: 37
 - 30 patient: 169
- ✖ **Additional waived physicians since 2013:**
 - 30 patient: Increased 100+
 - 100 patient: Increased 35
- ✖ **Totals as of 8/22/16:**
 - 30 patient: 269
 - 100 patient: 73

Improved access to Care



April 2012

- ✦ OTP numbers served: 650
- Medicaid numbers served in OBOT's: 1700

Spring 2015

- Hubs: 2723
- Spokes: 2143 Medicaid

Fall 2016:

Hubs: 3179

Hub bup patients 931

Spokes: 2621 Medicaid

Spokes: 3457 all payers

Note: Using VPMS data for 2015, we were able to identify over 5000 Vermonters who filled Rx for anti-addiction drugs dispensed by pharmacies, the overwhelming majority for buprenorphine products



Alcohol and Drug Abuse Programs Strategic Priorities Health Medicaid Waiver, and Hub and Spoke System

**Barbara Cimaglio
Deputy Commissioner
Vermont Department of Health**

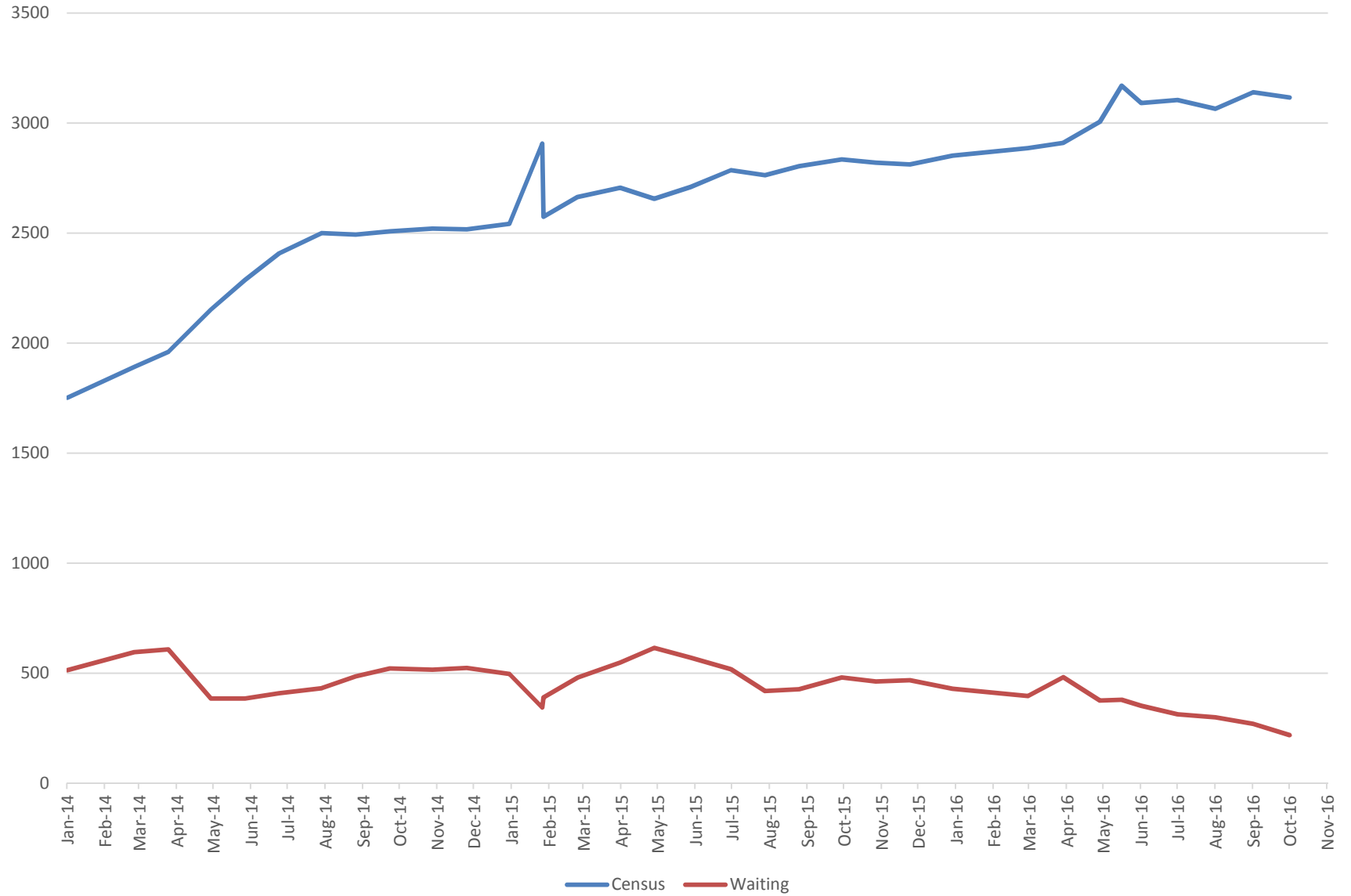
Testimony- Joint Legislative Health Reform Oversight Committee

November 14, 2016

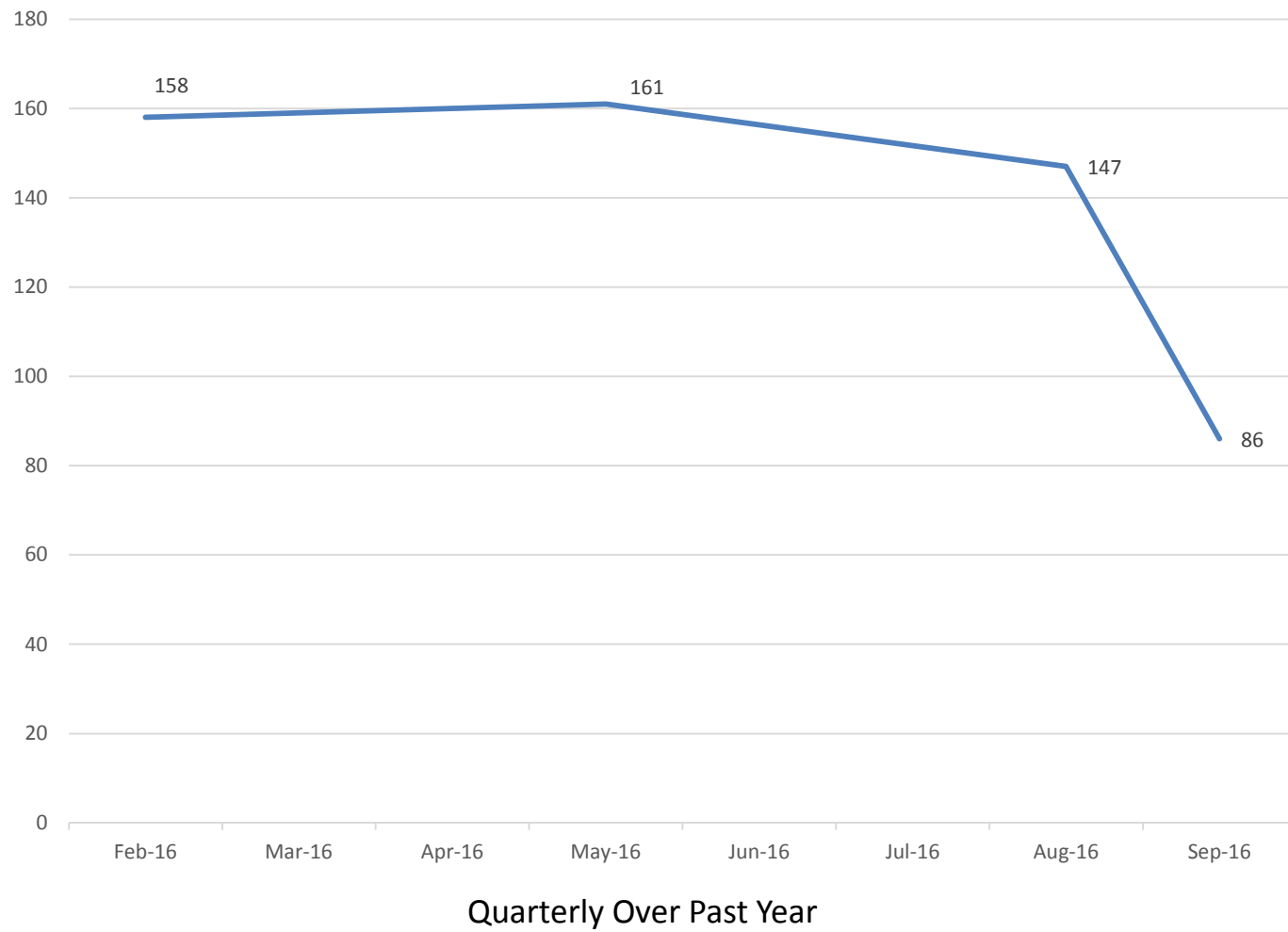
Hub Census and Waitlist: October 25, 2016

Region	# Clients	# Buprenor phine	# Methadone	# Vivitrol	# Waiting
Chittenden, Franklin, Grand Isle & Addison	924	269	645	2	189
Washington, Lamoille, Orange	471	210	261	0	0
Windsor, Windham	594	171	423	0	0
Rutland, Bennington	398	107	271	2	16
Essex, Orleans, Caledonia	729	185	539	5	13
	3116	942	2139	9	218

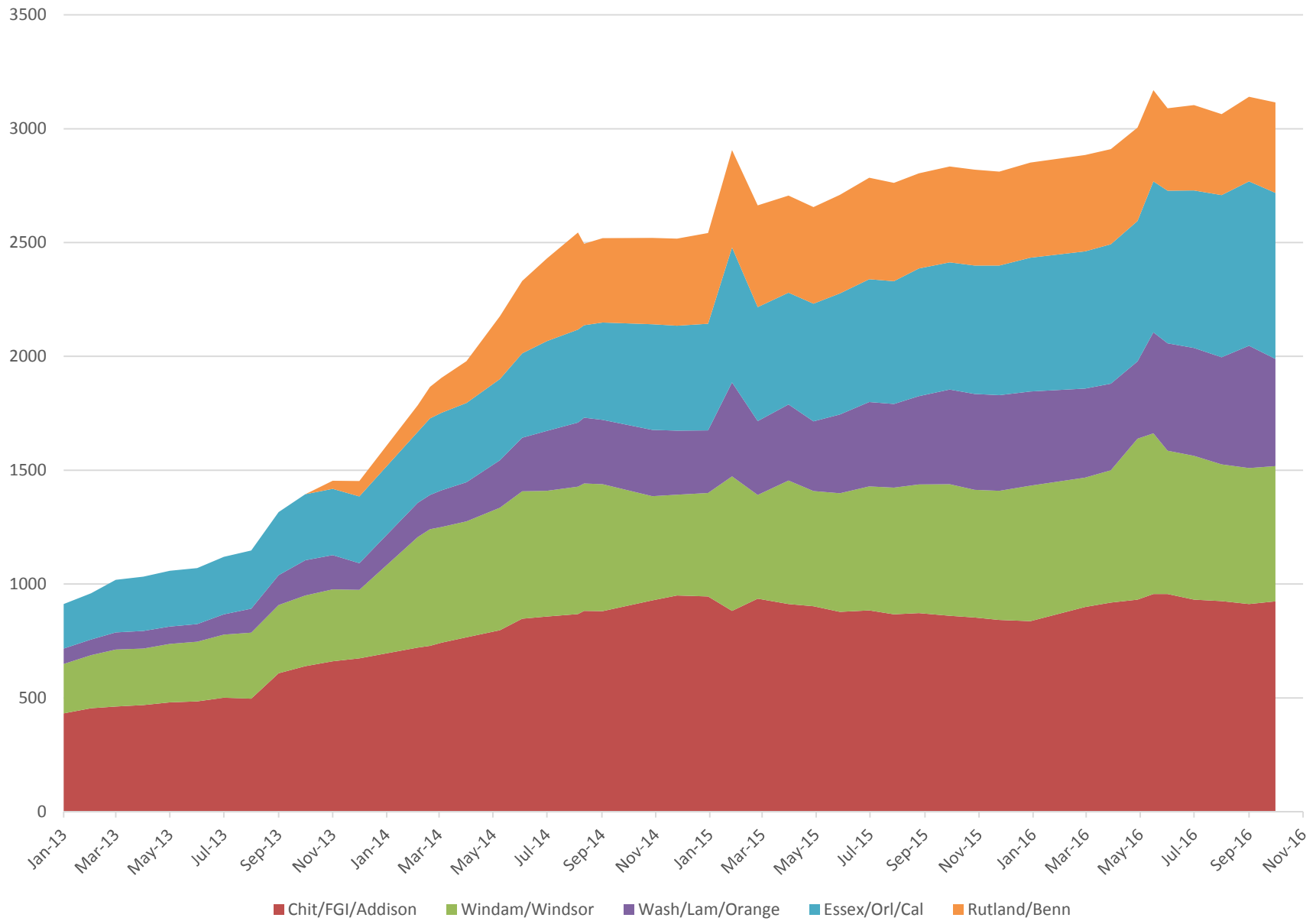
Number of People Served in Opioid Treatment Hubs and the Number of People Waiting Over Time



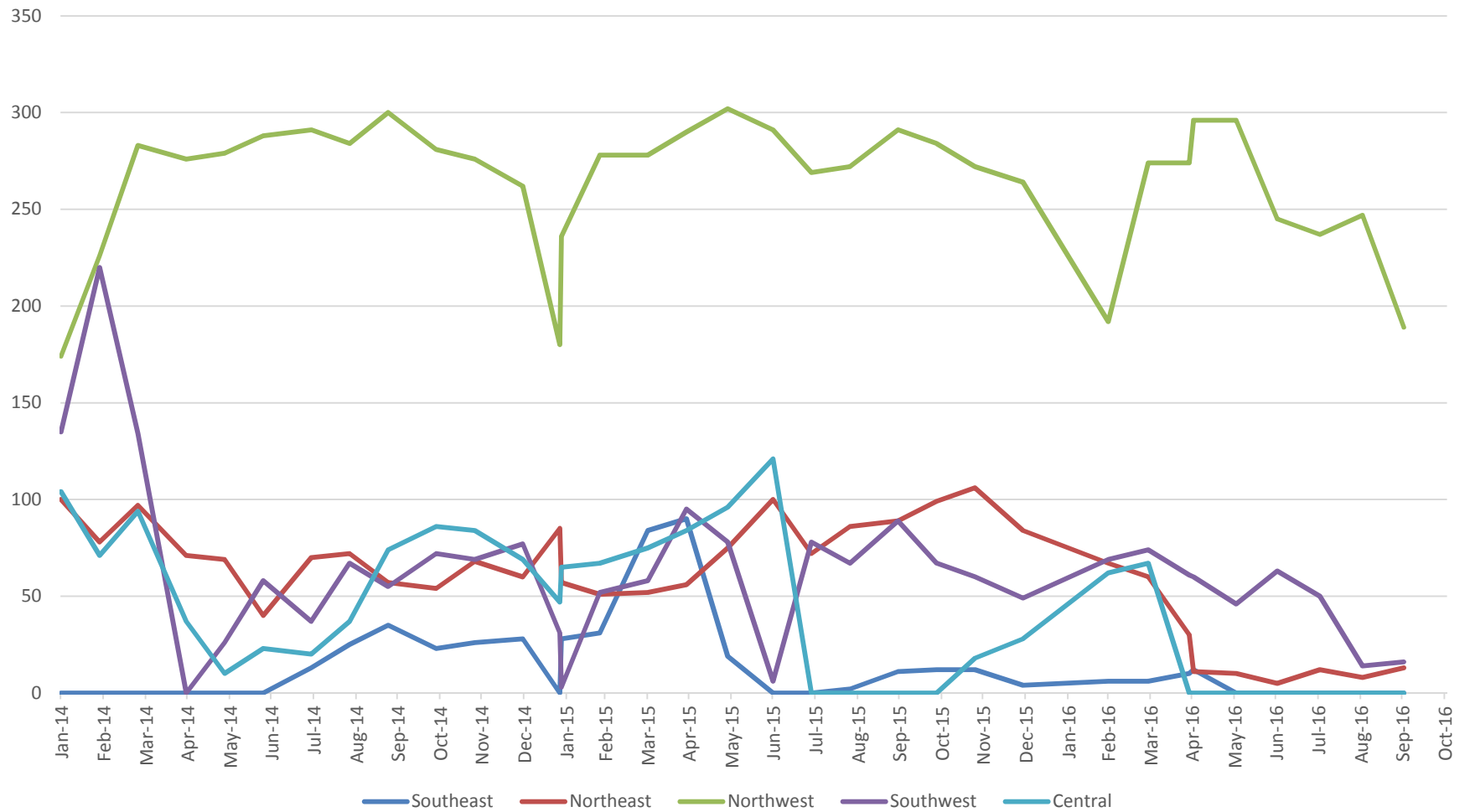
Chittenden Clinic Average Wait Time



Census by Region



Number of People Waiting for Hub Services by Region



Spoke Patients, Providers & Staffing: September 2016

Region	Total # MD prescribing pts	# MD prescribing to ≥ 10 pts	Staff FTE Hired	Medicaid Beneficiaries
Bennington	11	5	5.6	236
St. Albans	15	11	6.6	390
Rutland	12	6	4.05	223
Chittenden	71	15	14.1	553
Brattleboro	10	5	2.57	138
Springfield	4	1	1.5	55
Windsor	9	3	3	197
Randolph	6	5	1.7	130
Barre	21	7	5.5	268
Lamoille	10	4	2.6	145
Newport & St Johnsbury	11	2	2	90
Addison	5	2	2	77
Upper Valley	5	1	1.5	34
Total	187*	64*	52.72	2,535

Table Notes: Beneficiary count based on pharmacy claims July – September, 2016; an additional **174** Medicaid beneficiaries are served by **31** out-of- state providers. Staff hired based on Blueprint portal report 9/30/16. *3 providers prescribe in more than one region.

Physician Recruitment

- ✖ **Physician recruitment:**
- ✖ 2003-2012 waived physicians and waiver cap:
 - 100 patient: 37
 - 30 patient: 169
- ✖ **Additional waived physicians since 2013:**
 - 30 patient: Increased 100+
 - 100 patient: Increased 35
- ✖ **Totals as of 8/22/16:**
 - 30 patient: 269
 - 100 patient: 73

Improved access to Care

April 2012

- ✦ OTP numbers served: 650
- Medicaid numbers served in OBOT's: 1700

Spring 2015

- Hubs: 2723
- Spokes: 2143 Medicaid

Fall 2016:

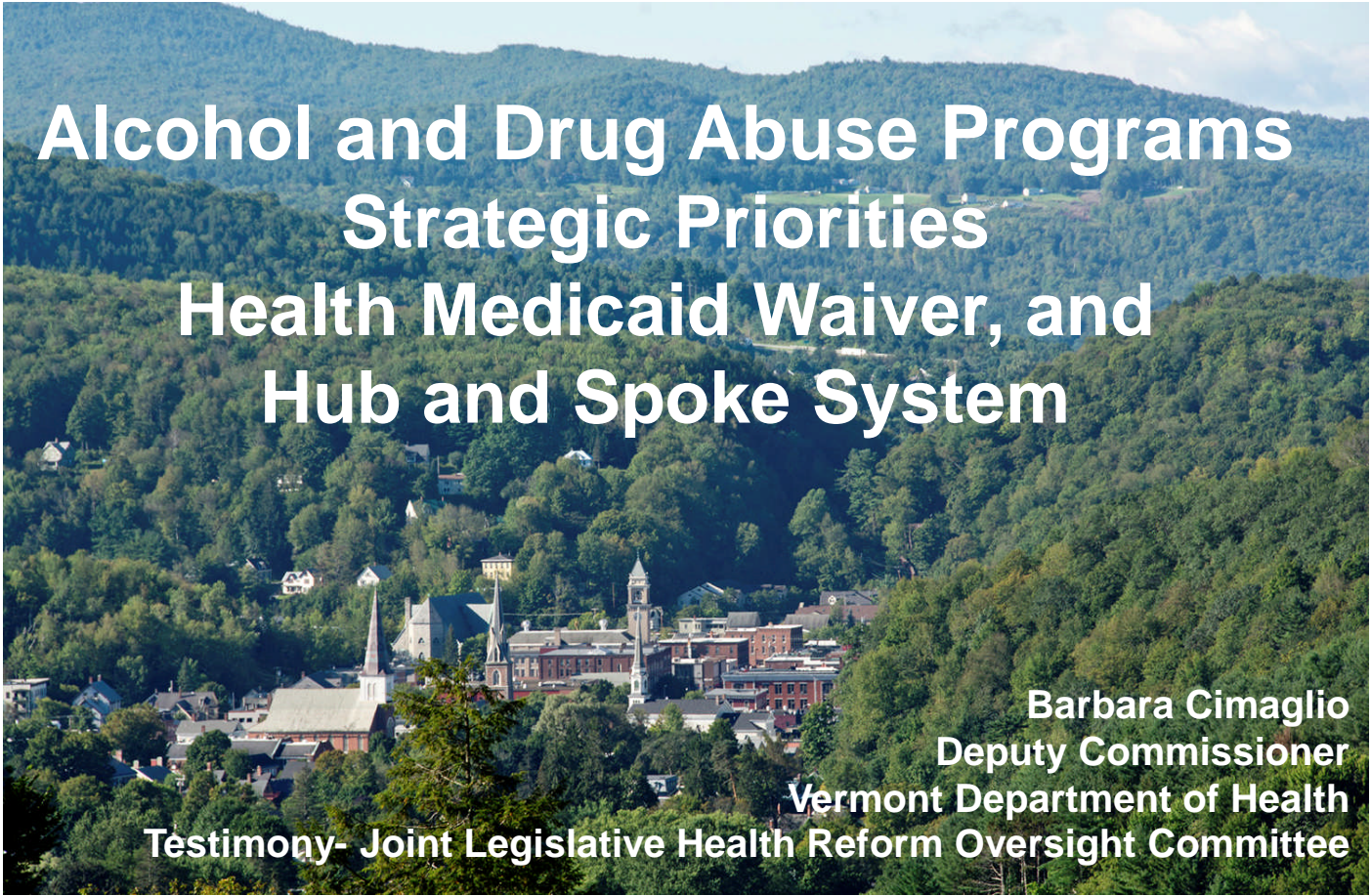
Hubs: 3179

Hub bup patients 931

Spokes: 2621 Medicaid

Spokes: 3457 all payers

Note: Using VPMS data for 2015, we were able to identify over 5000 Vermonters who filled Rx for anti-addiction drugs dispensed by pharmacies, the overwhelming majority for buprenorphine products



Alcohol and Drug Abuse Programs Strategic Priorities Health Medicaid Waiver, and Hub and Spoke System

**Barbara Cimaglio
Deputy Commissioner
Vermont Department of Health**

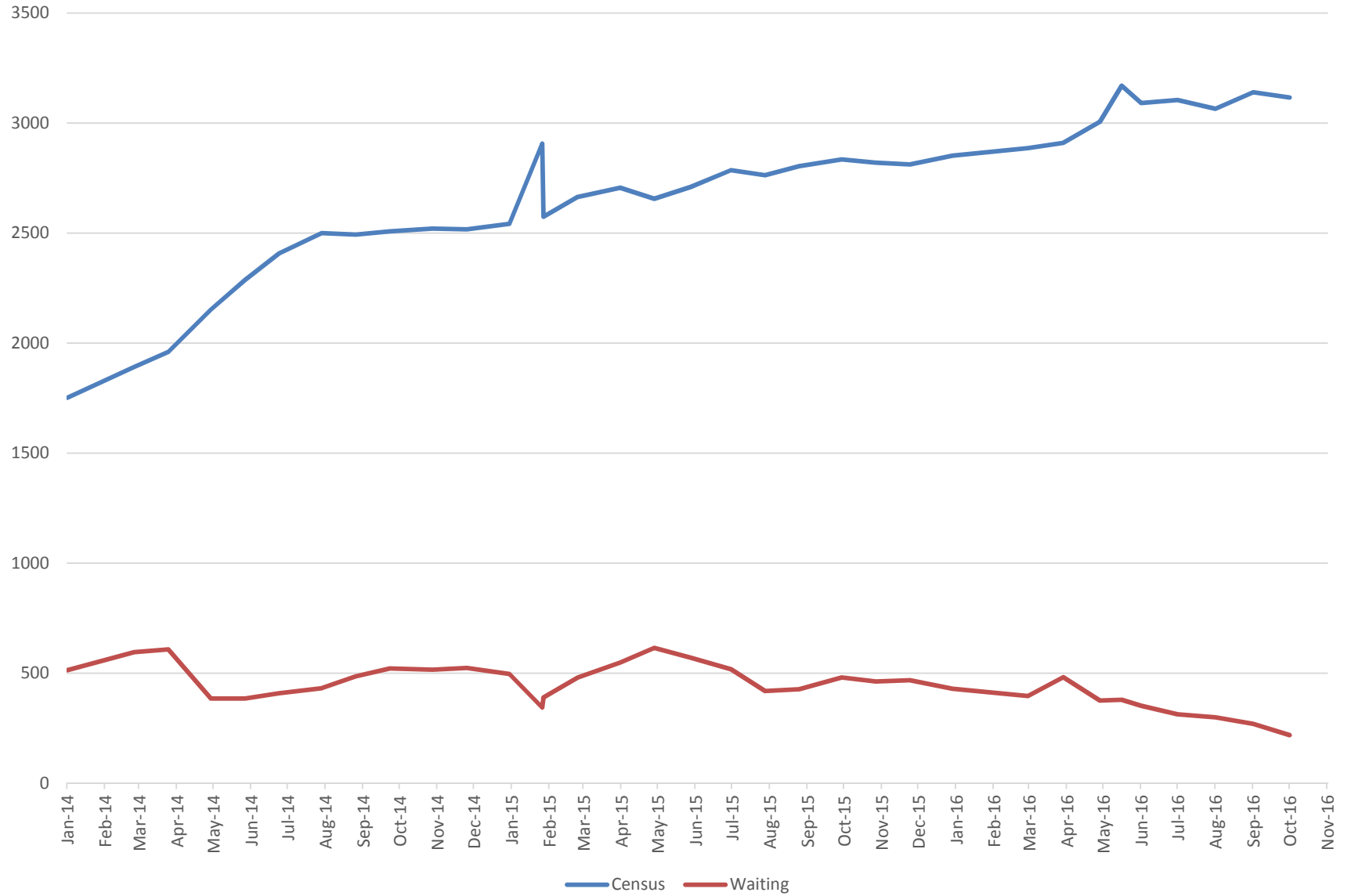
Testimony- Joint Legislative Health Reform Oversight Committee

November 14, 2016

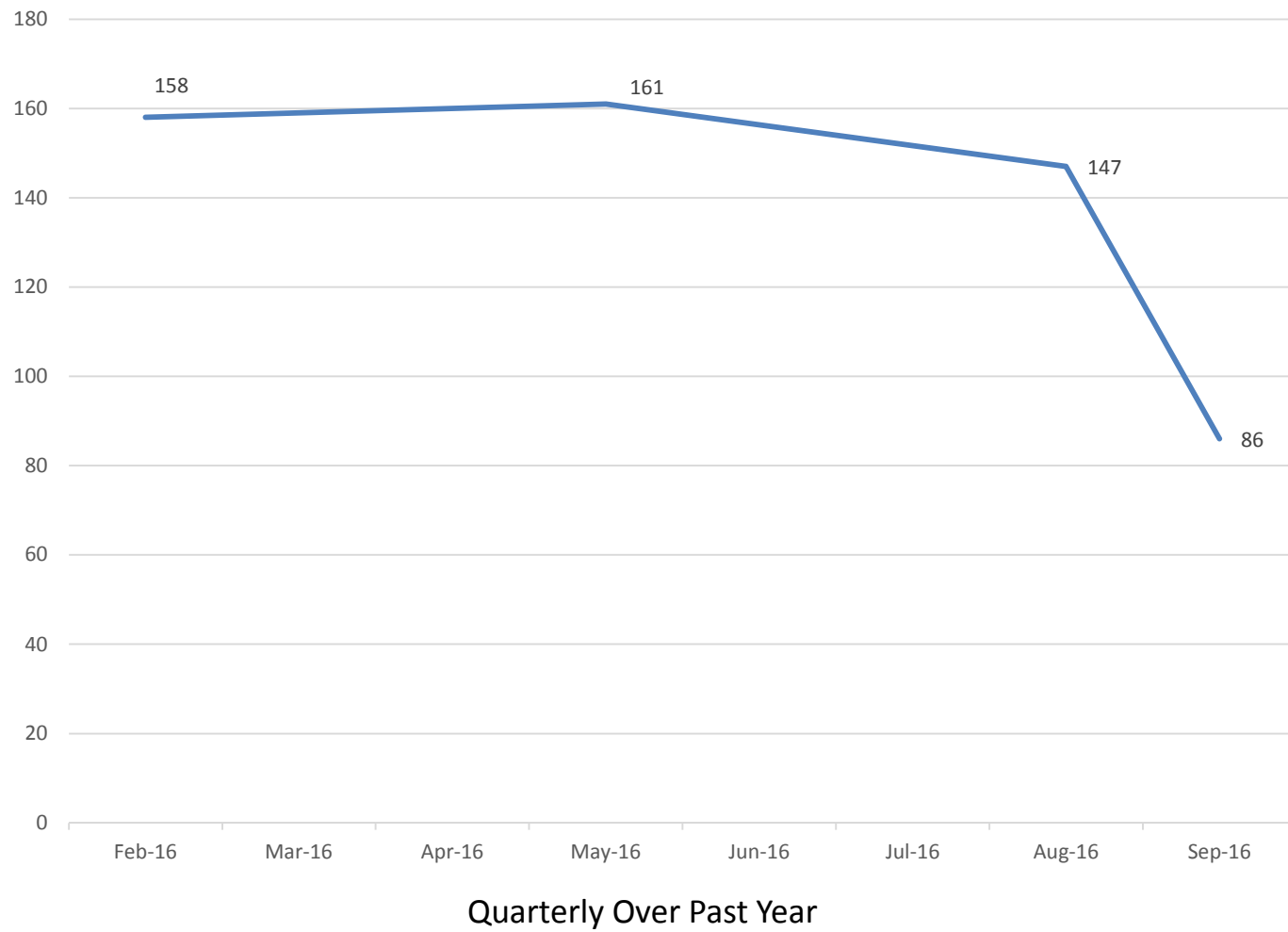
Hub Census and Waitlist: October 25, 2016

Region	# Clients	# Buprenor phine	# Methadone	# Vivitrol	# Waiting
Chittenden, Franklin, Grand Isle & Addison	924	269	645	2	189
Washington, Lamoille, Orange	471	210	261	0	0
Windsor, Windham	594	171	423	0	0
Rutland, Bennington	398	107	271	2	16
Essex, Orleans, Caledonia	729	185	539	5	13
	3116	942	2139	9	218

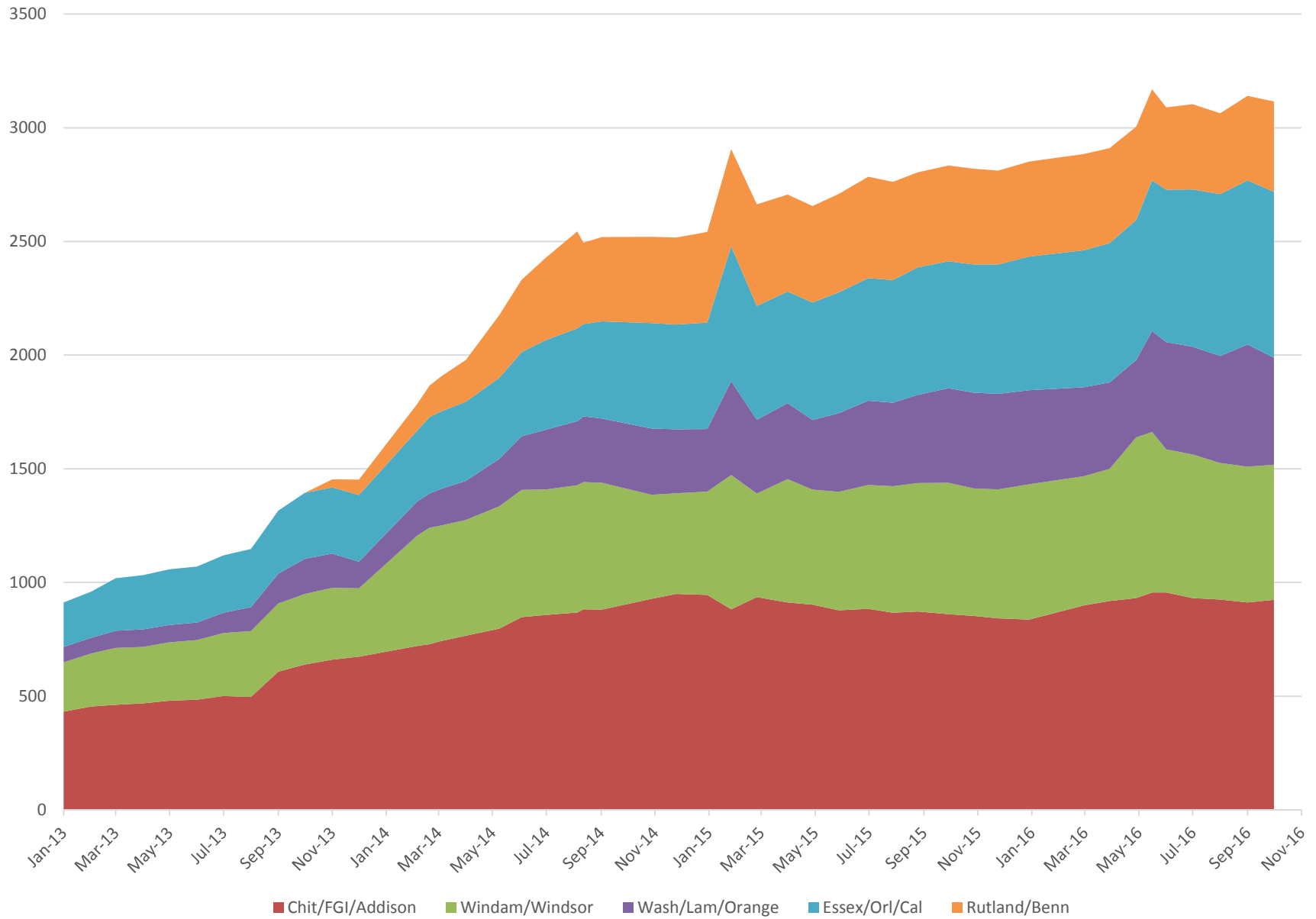
Number of People Served in Opioid Treatment Hubs and the Number of People Waiting Over Time



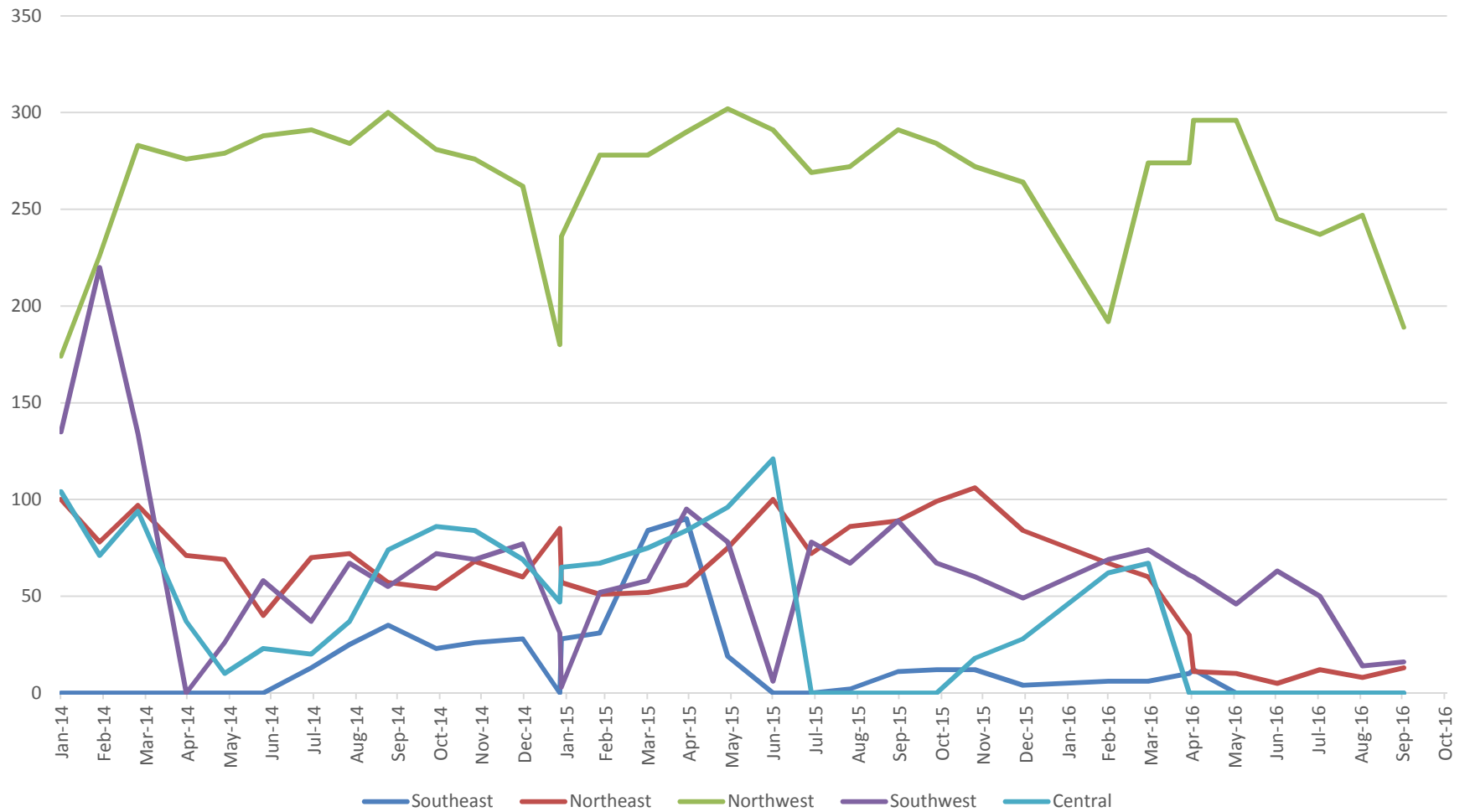
Chittenden Clinic Average Wait Time



Census by Region



Number of People Waiting for Hub Services by Region



Spoke Patients, Providers & Staffing: September 2016

Region	Total # MD prescribing pts	# MD prescribing to ≥ 10 pts	Staff FTE Hired	Medicaid Beneficiaries
Bennington	11	5	5.6	236
St. Albans	15	11	6.6	390
Rutland	12	6	4.05	223
Chittenden	71	15	14.1	553
Brattleboro	10	5	2.57	138
Springfield	4	1	1.5	55
Windsor	9	3	3	197
Randolph	6	5	1.7	130
Barre	21	7	5.5	268
Lamoille	10	4	2.6	145
Newport & St Johnsbury	11	2	2	90
Addison	5	2	2	77
Upper Valley	5	1	1.5	34
Total	187*	64*	52.72	2,535

Table Notes: Beneficiary count based on pharmacy claims July – September, 2016; an additional **174** Medicaid beneficiaries are served by **31** out-of- state providers. Staff hired based on Blueprint portal report 9/30/16. *3 providers prescribe in more than one region.

Physician Recruitment

- ✖ **Physician recruitment:**
- ✖ 2003-2012 waived physicians and waiver cap:
 - 100 patient: 37
 - 30 patient: 169
- ✖ **Additional waived physicians since 2013:**
 - 30 patient: Increased 100+
 - 100 patient: Increased 35
- ✖ **Totals as of 8/22/16:**
 - 30 patient: 269
 - 100 patient: 73

Improved access to Care

April 2012

- ✦ OTP numbers served: 650
- Medicaid numbers served in OBOT's: 1700

Spring 2015

- Hubs: 2723
- Spokes: 2143 Medicaid

Fall 2016:

Hubs: 3179

Hub bup patients 931

Spokes: 2621 Medicaid

Spokes: 3457 all payers

Note: Using VPMS data for 2015, we were able to identify over 5000 Vermonters who filled Rx for anti-addiction drugs dispensed by pharmacies, the overwhelming majority for buprenorphine products



Alcohol and Drug Abuse Programs Strategic Priorities Health Medicaid Waiver, and Hub and Spoke System

**Barbara Cimaglio
Deputy Commissioner
Vermont Department of Health**

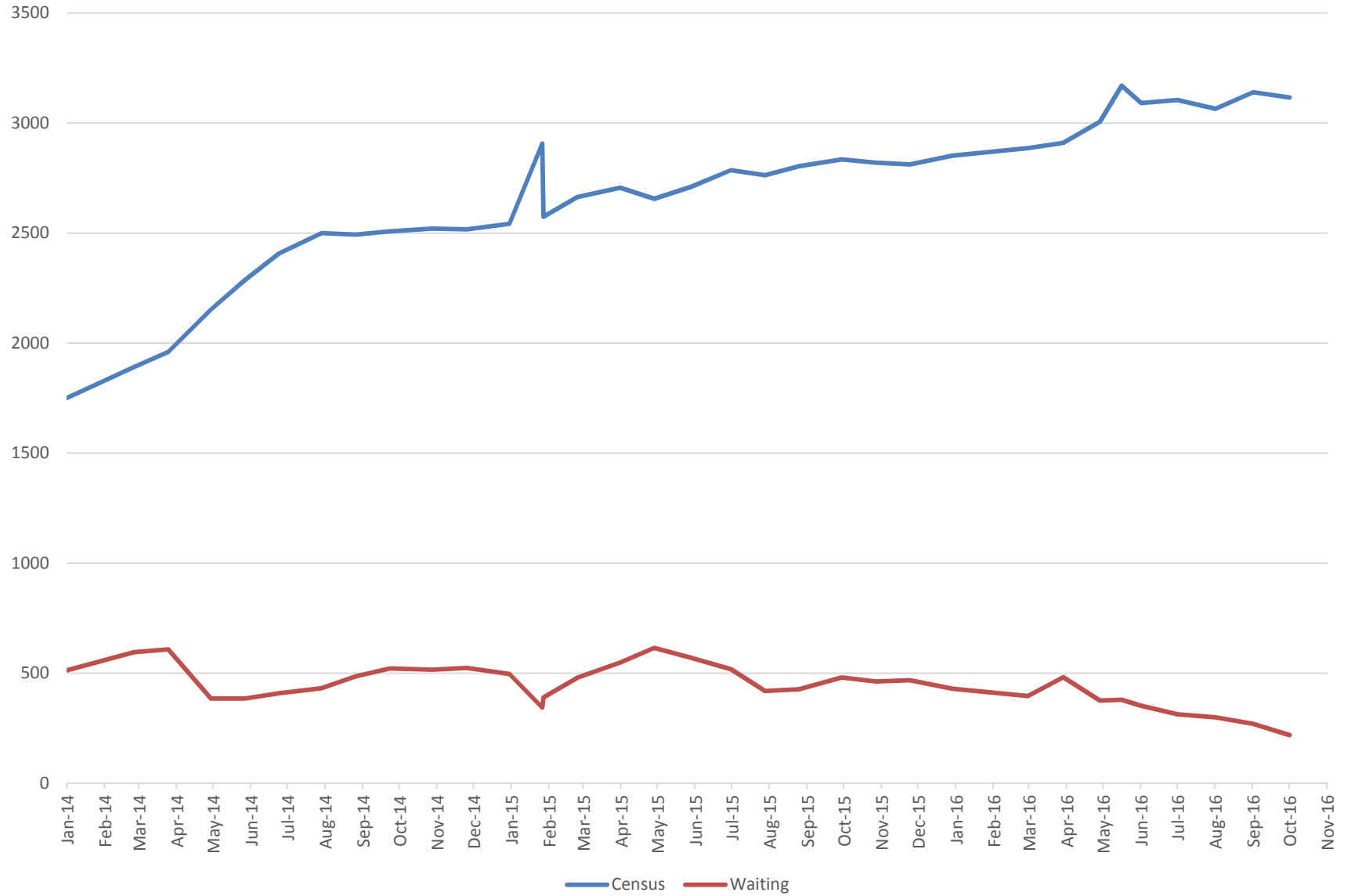
Testimony- Joint Legislative Health Reform Oversight Committee

November 14, 2016

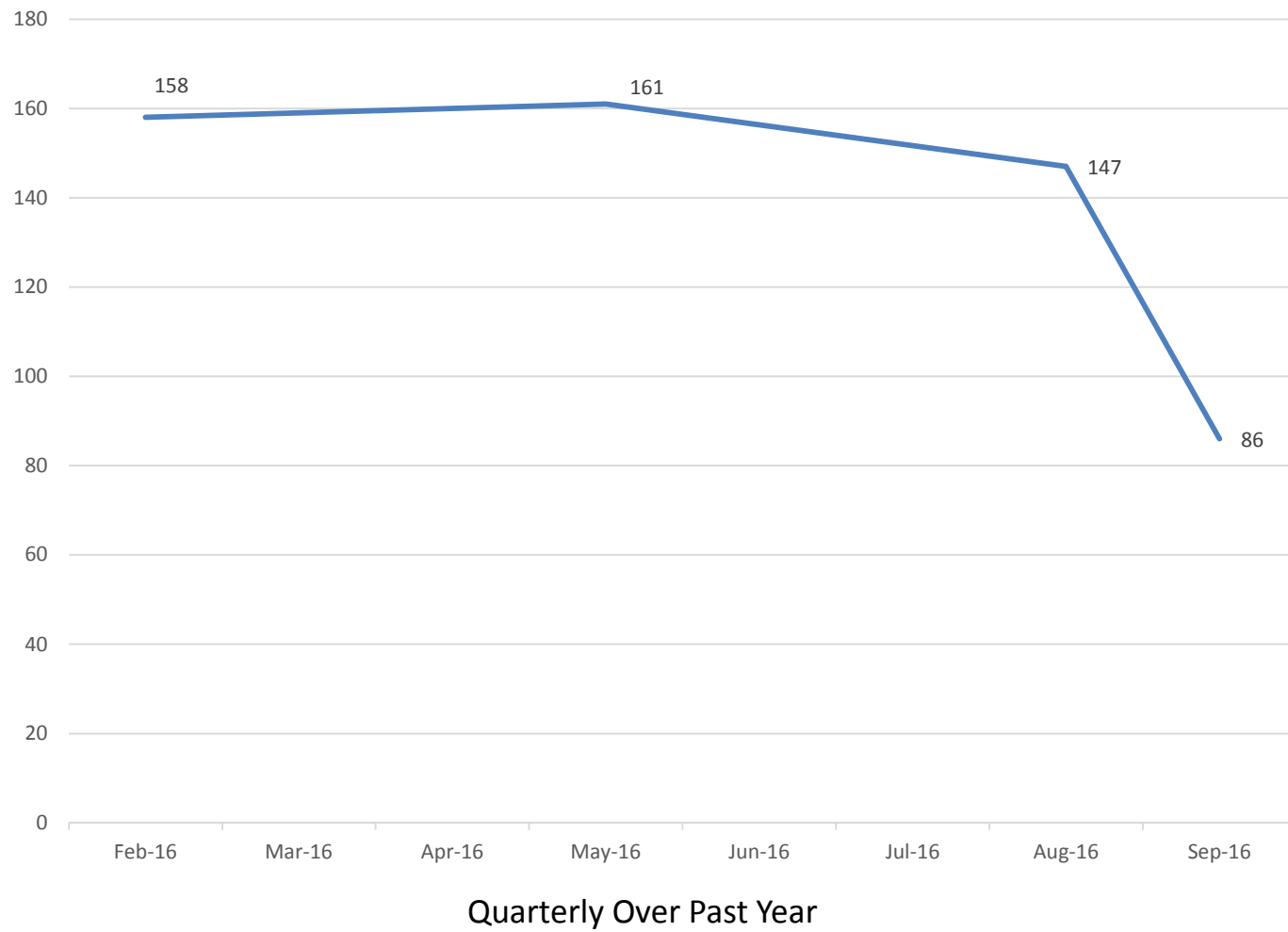
Hub Census and Waitlist: October 25, 2016

Region	# Clients	# Buprenor phine	# Methadone	# Vivitrol	# Waiting
Chittenden, Franklin, Grand Isle & Addison	924	269	645	2	189
Washington, Lamoille, Orange	471	210	261	0	0
Windsor, Windham	594	171	423	0	0
Rutland, Bennington	398	107	271	2	16
Essex, Orleans, Caledonia	729	185	539	5	13
	3116	942	2139	9	218

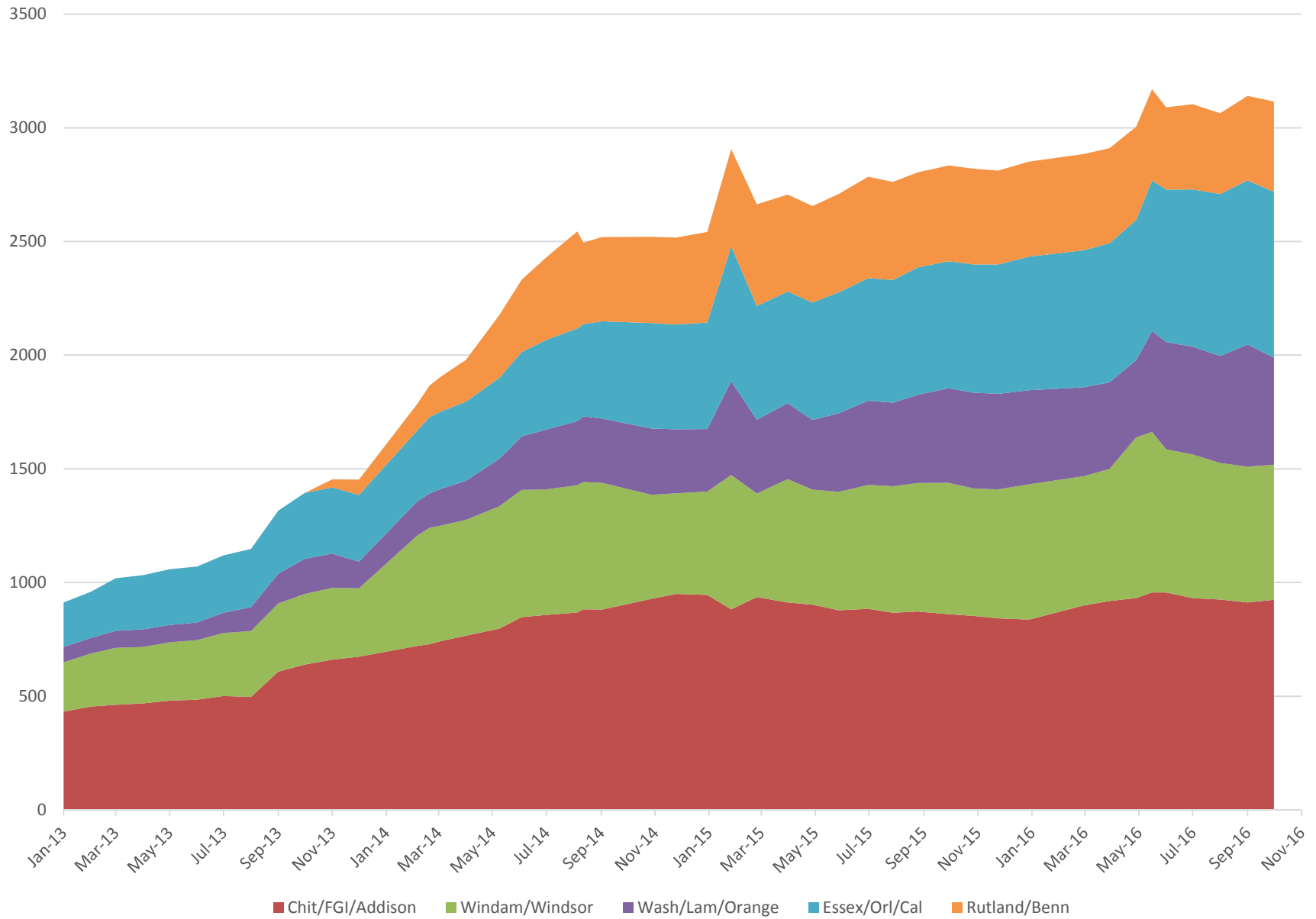
Number of People Served in Opioid Treatment Hubs and the Number of People Waiting Over Time



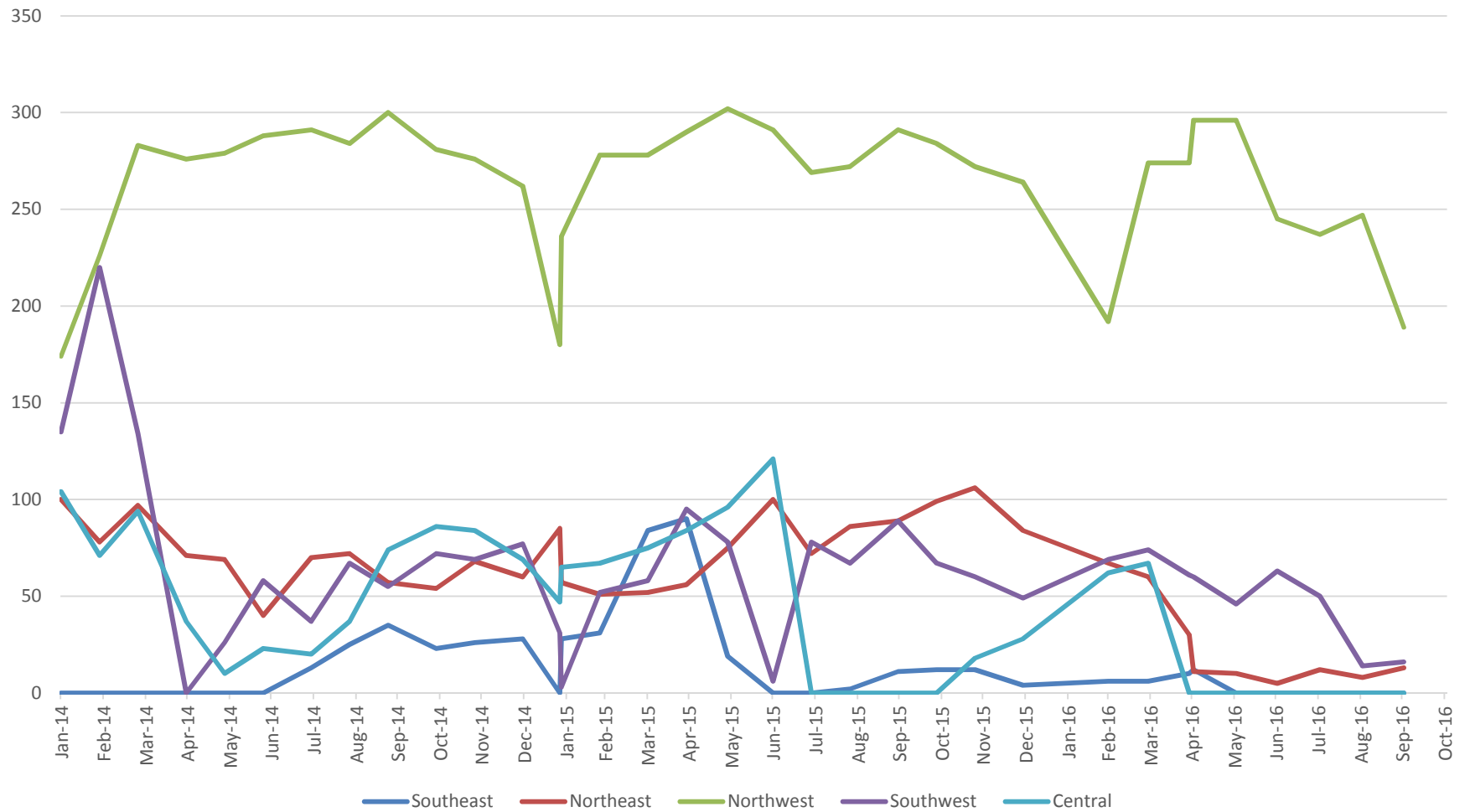
Chittenden Clinic Average Wait Time



Census by Region



Number of People Waiting for Hub Services by Region



Spoke Patients, Providers & Staffing: September 2016

Region	Total # MD prescribing pts	# MD prescribing to ≥ 10 pts	Staff FTE Hired	Medicaid Beneficiaries
Bennington	11	5	5.6	236
St. Albans	15	11	6.6	390
Rutland	12	6	4.05	223
Chittenden	71	15	14.1	553
Brattleboro	10	5	2.57	138
Springfield	4	1	1.5	55
Windsor	9	3	3	197
Randolph	6	5	1.7	130
Barre	21	7	5.5	268
Lamoille	10	4	2.6	145
Newport & St Johnsbury	11	2	2	90
Addison	5	2	2	77
Upper Valley	5	1	1.5	34
Total	187*	64*	52.72	2,535

Table Notes: Beneficiary count based on pharmacy claims July – September, 2016; an additional **174** Medicaid beneficiaries are served by **31** out-of- state providers. Staff hired based on Blueprint portal report 9/30/16. *3 providers prescribe in more than one region.

Physician Recruitment

- ✖ **Physician recruitment:**
- ✖ 2003-2012 waived physicians and waiver cap:
 - 100 patient: 37
 - 30 patient: 169
- ✖ **Additional waived physicians since 2013:**
 - 30 patient: Increased 100+
 - 100 patient: Increased 35
- ✖ **Totals as of 8/22/16:**
 - 30 patient: 269
 - 100 patient: 73

Improved access to Care



April 2012

- ✦ OTP numbers served: 650
- Medicaid numbers served in OBOT's: 1700

Spring 2015

- Hubs: 2723
- Spokes: 2143 Medicaid

Fall 2016:

Hubs: 3179

Hub bup patients 931

Spokes: 2621 Medicaid

Spokes: 3457 all payers

Note: Using VPMS data for 2015, we were able to identify over 5000 Vermonters who filled Rx for anti-addiction drugs dispensed by pharmacies, the overwhelming majority for buprenorphine products



Alcohol and Drug Abuse Programs Strategic Priorities Health Medicaid Waiver, and Hub and Spoke System

**Barbara Cimaglio
Deputy Commissioner
Vermont Department of Health**

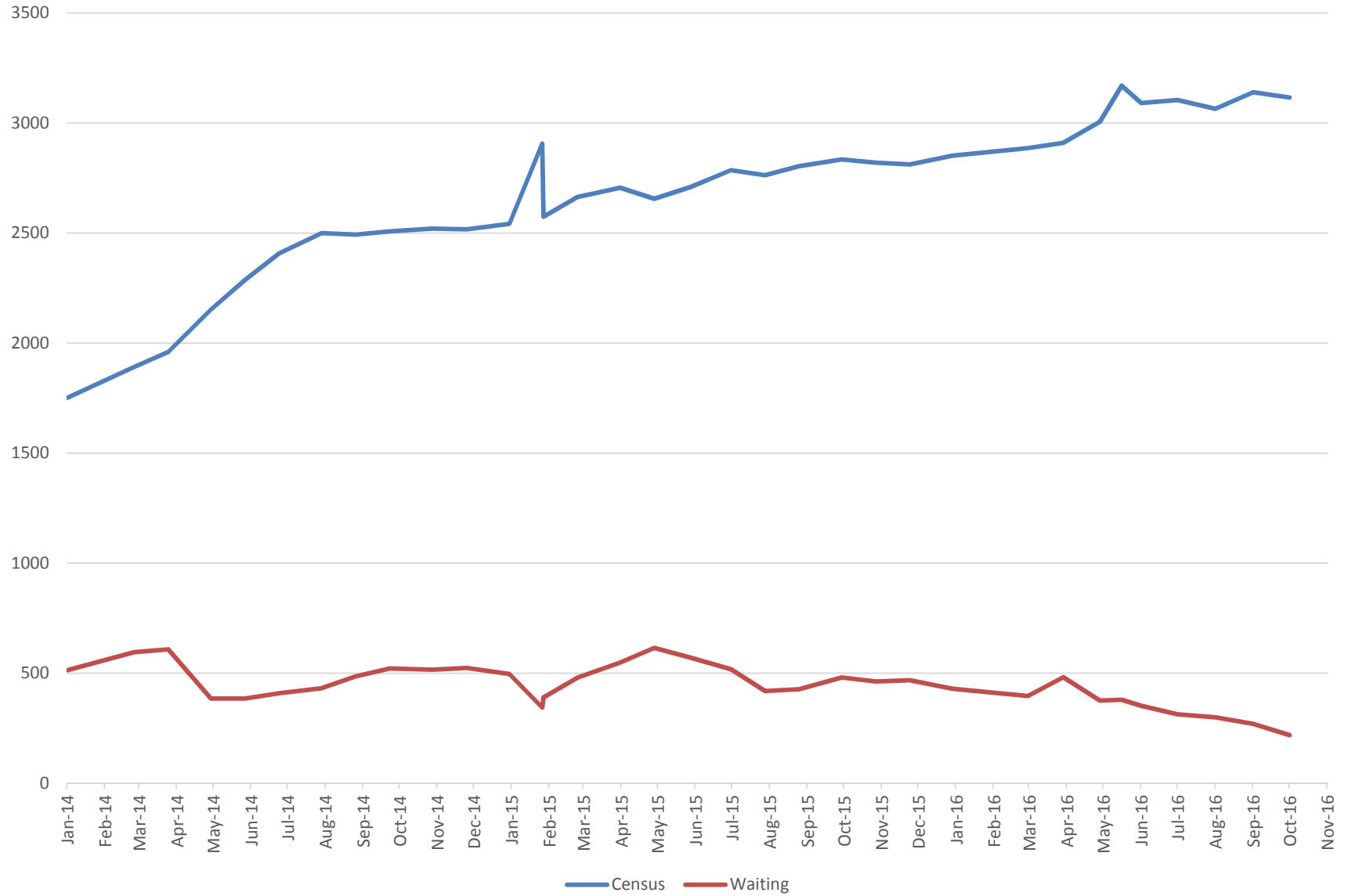
Testimony- Joint Legislative Health Reform Oversight Committee

November 14, 2016

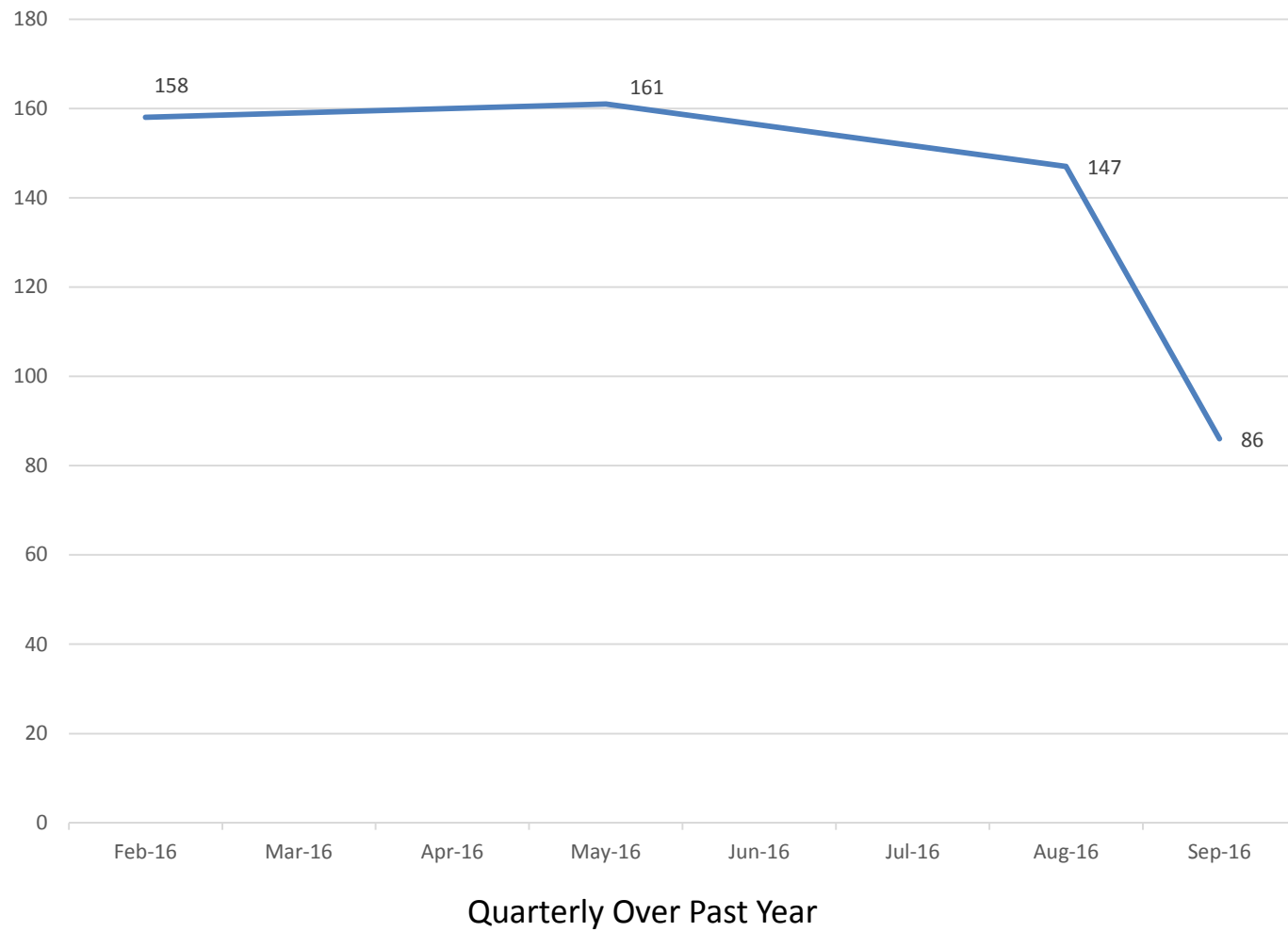
Hub Census and Waitlist: October 25, 2016

Region	# Clients	# Buprenor phine	# Methadone	# Vivitrol	# Waiting
Chittenden, Franklin, Grand Isle & Addison	924	269	645	2	189
Washington, Lamoille, Orange	471	210	261	0	0
Windsor, Windham	594	171	423	0	0
Rutland, Bennington	398	107	271	2	16
Essex, Orleans, Caledonia	729	185	539	5	13
	3116	942	2139	9	218

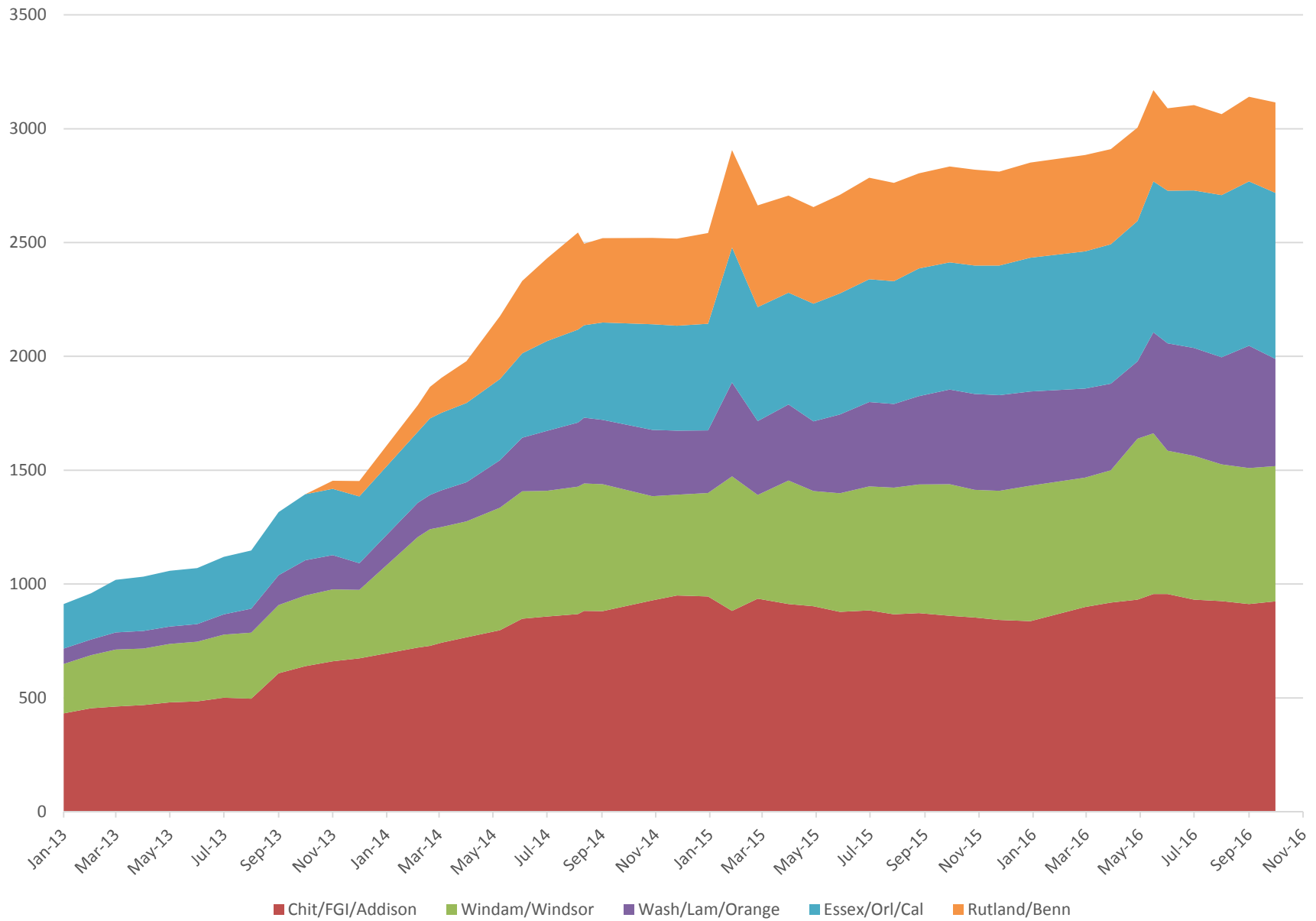
Number of People Served in Opioid Treatment Hubs and the Number of People Waiting Over Time



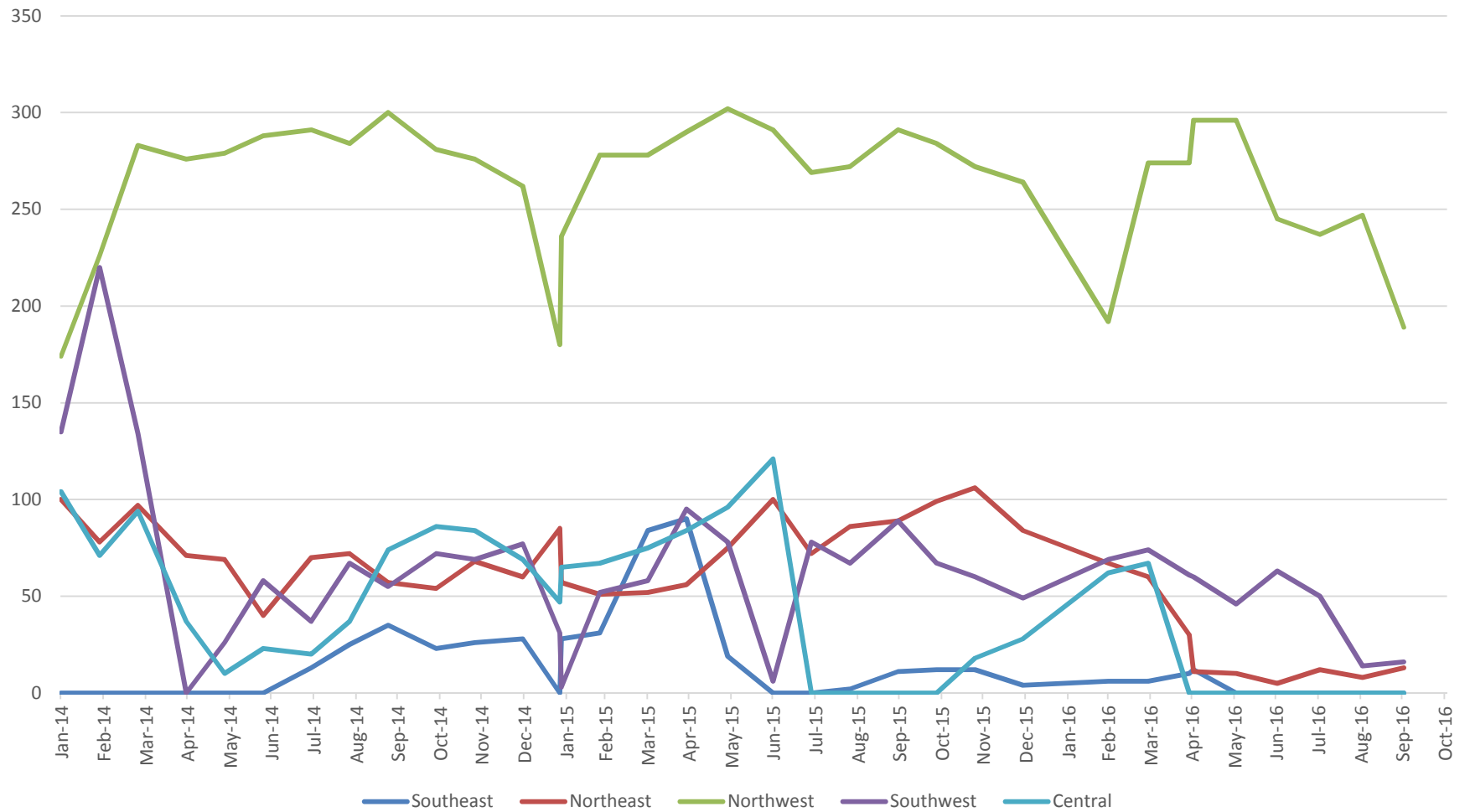
Chittenden Clinic Average Wait Time



Census by Region



Number of People Waiting for Hub Services by Region



Spoke Patients, Providers & Staffing: September 2016

Region	Total # MD prescribing pts	# MD prescribing to ≥ 10 pts	Staff FTE Hired	Medicaid Beneficiaries
Bennington	11	5	5.6	236
St. Albans	15	11	6.6	390
Rutland	12	6	4.05	223
Chittenden	71	15	14.1	553
Brattleboro	10	5	2.57	138
Springfield	4	1	1.5	55
Windsor	9	3	3	197
Randolph	6	5	1.7	130
Barre	21	7	5.5	268
Lamoille	10	4	2.6	145
Newport & St Johnsbury	11	2	2	90
Addison	5	2	2	77
Upper Valley	5	1	1.5	34
Total	187*	64*	52.72	2,535

Table Notes: Beneficiary count based on pharmacy claims July – September, 2016; an additional **174** Medicaid beneficiaries are served by **31** out-of- state providers. Staff hired based on Blueprint portal report 9/30/16. *3 providers prescribe in more than one region.

Physician Recruitment

- ✖ **Physician recruitment:**
- ✖ 2003-2012 waived physicians and waiver cap:
 - 100 patient: 37
 - 30 patient: 169
- ✖ **Additional waived physicians since 2013:**
 - 30 patient: Increased 100+
 - 100 patient: Increased 35
- ✖ **Totals as of 8/22/16:**
 - 30 patient: 269
 - 100 patient: 73

Improved access to Care



April 2012

- ✦ OTP numbers served: 650
- Medicaid numbers served in OBOT's: 1700

Spring 2015

- Hubs: 2723
- Spokes: 2143 Medicaid

Fall 2016:

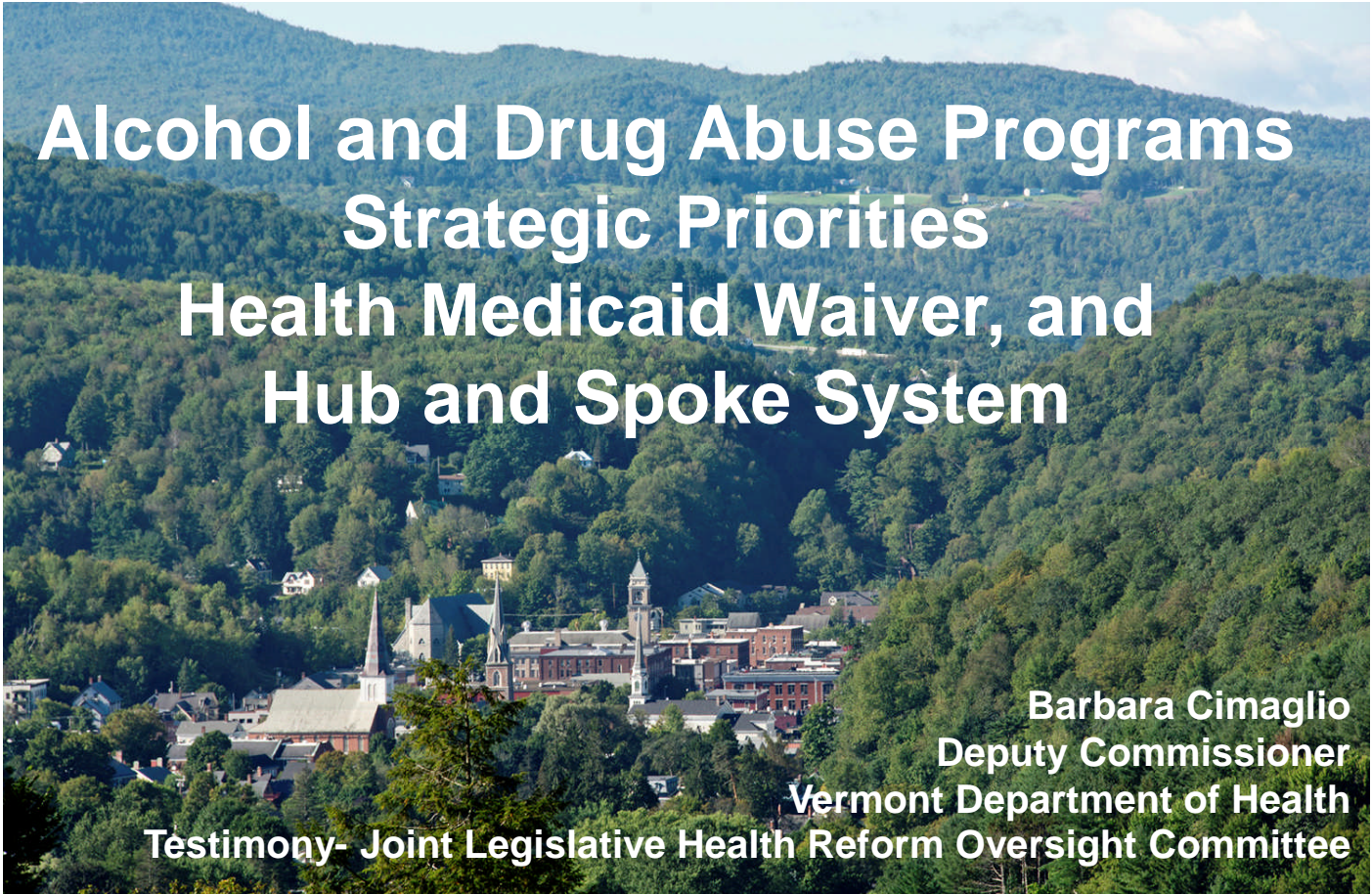
Hubs: 3179

Hub bup patients 931

Spokes: 2621 Medicaid

Spokes: 3457 all payers

Note: Using VPMS data for 2015, we were able to identify over 5000 Vermonters who filled Rx for anti-addiction drugs dispensed by pharmacies, the overwhelming majority for buprenorphine products



Alcohol and Drug Abuse Programs Strategic Priorities Health Medicaid Waiver, and Hub and Spoke System

**Barbara Cimaglio
Deputy Commissioner
Vermont Department of Health**

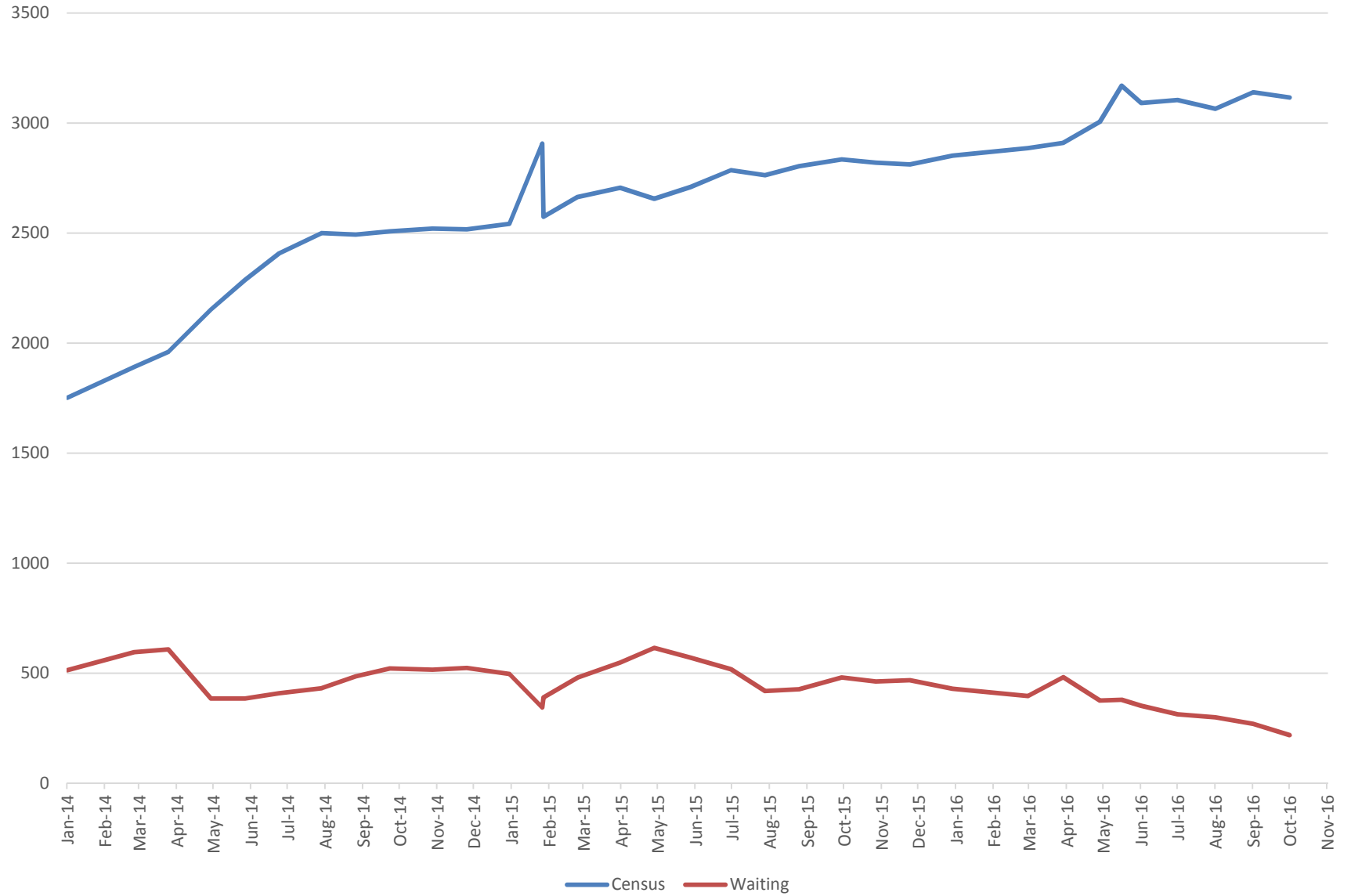
Testimony- Joint Legislative Health Reform Oversight Committee

November 14, 2016

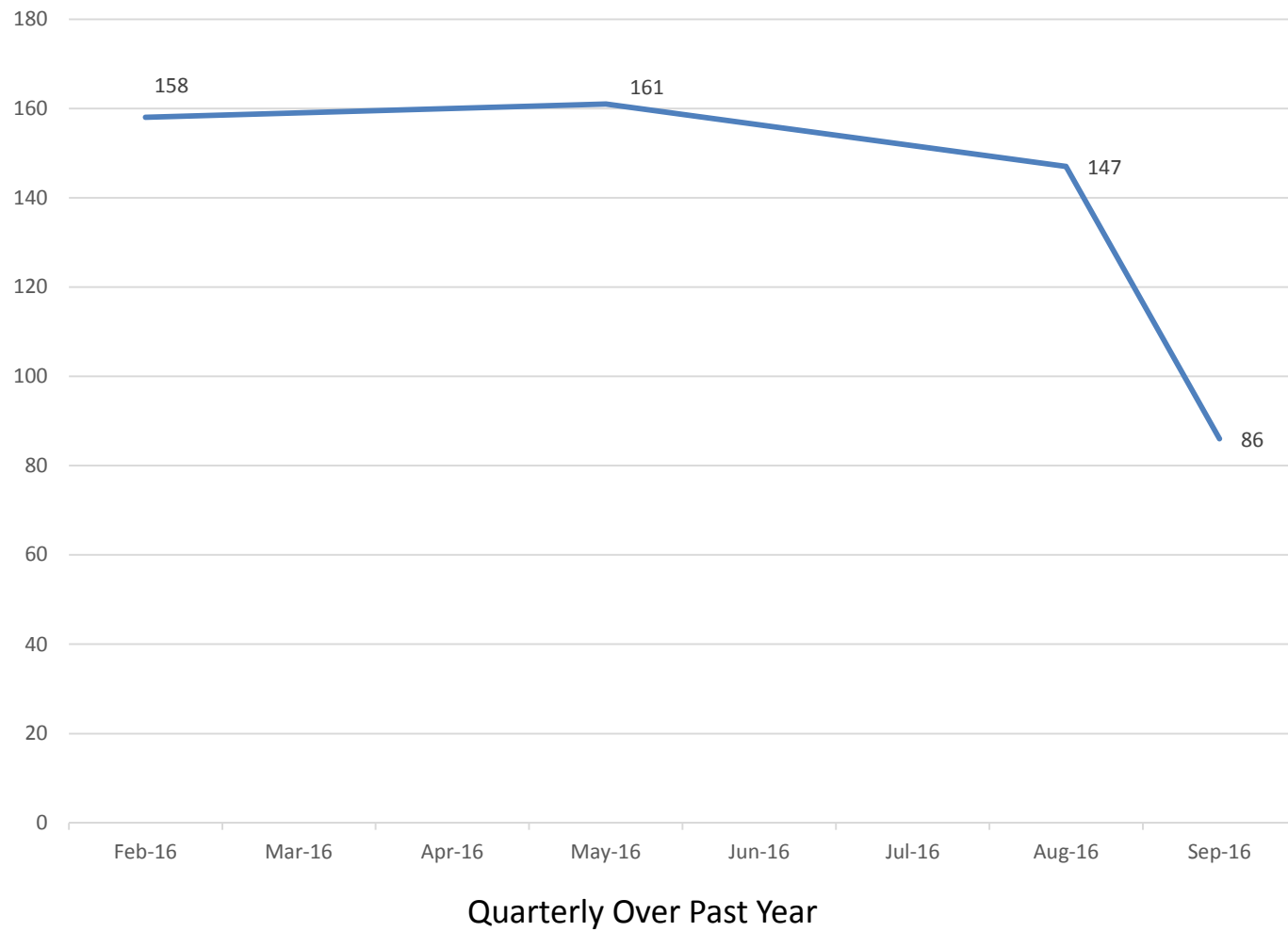
Hub Census and Waitlist: October 25, 2016

Region	# Clients	# Buprenor phine	# Methadone	# Vivitrol	# Waiting
Chittenden, Franklin, Grand Isle & Addison	924	269	645	2	189
Washington, Lamoille, Orange	471	210	261	0	0
Windsor, Windham	594	171	423	0	0
Rutland, Bennington	398	107	271	2	16
Essex, Orleans, Caledonia	729	185	539	5	13
	3116	942	2139	9	218

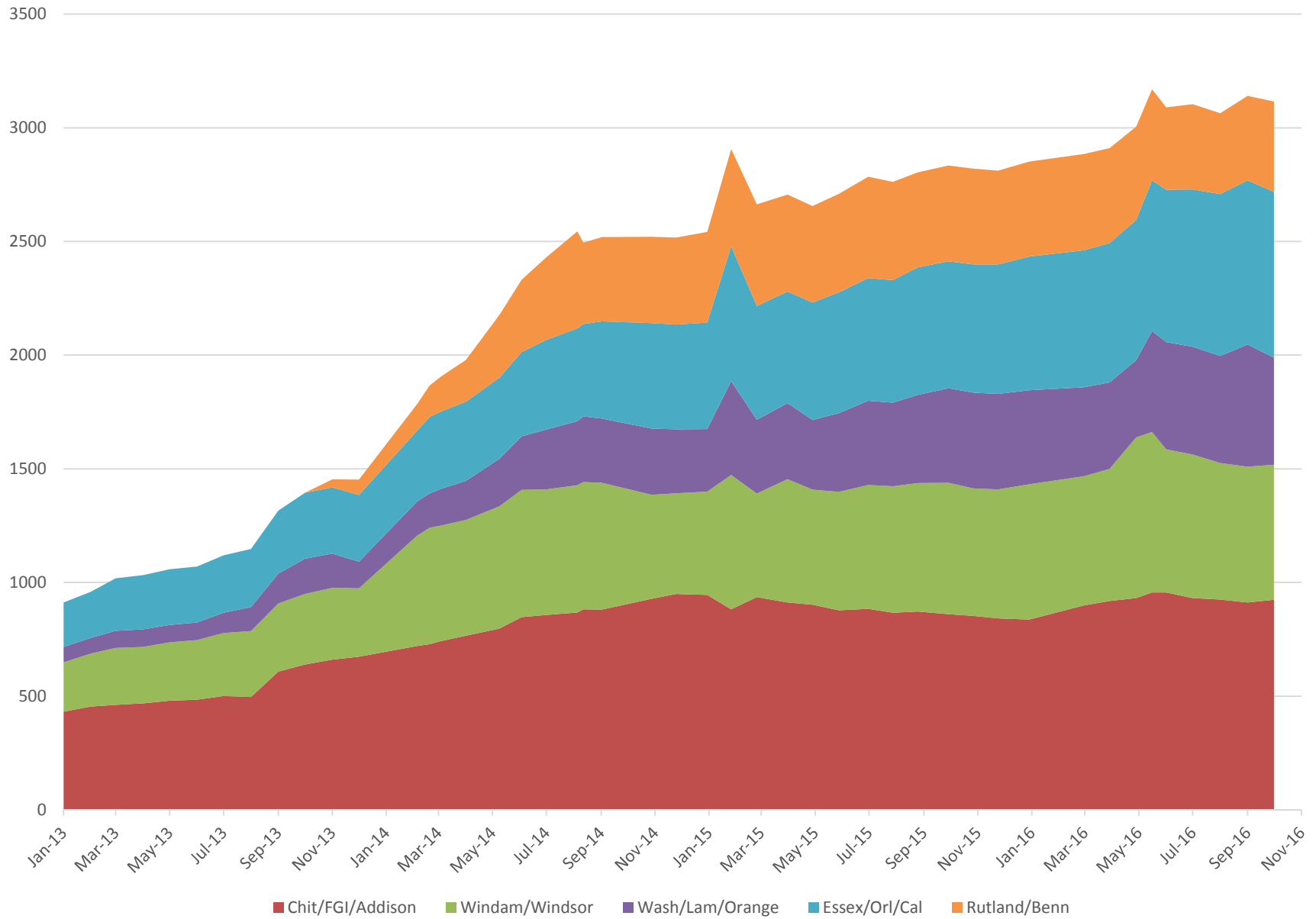
Number of People Served in Opioid Treatment Hubs and the Number of People Waiting Over Time



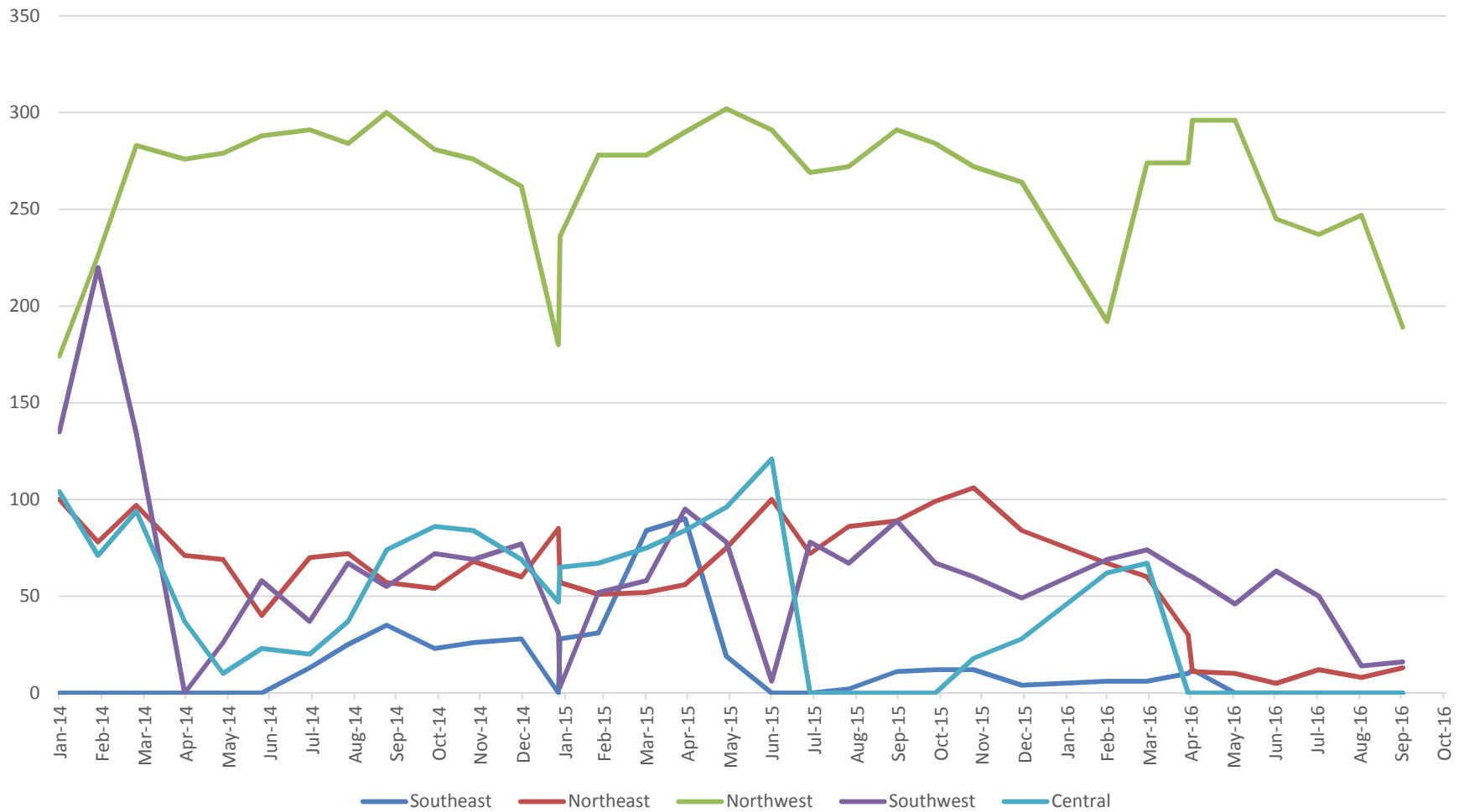
Chittenden Clinic Average Wait Time



Census by Region



Number of People Waiting for Hub Services by Region



Spoke Patients, Providers & Staffing: September 2016

Region	Total # MD prescribing pts	# MD prescribing to ≥ 10 pts	Staff FTE Hired	Medicaid Beneficiaries
Bennington	11	5	5.6	236
St. Albans	15	11	6.6	390
Rutland	12	6	4.05	223
Chittenden	71	15	14.1	553
Brattleboro	10	5	2.57	138
Springfield	4	1	1.5	55
Windsor	9	3	3	197
Randolph	6	5	1.7	130
Barre	21	7	5.5	268
Lamoille	10	4	2.6	145
Newport & St Johnsbury	11	2	2	90
Addison	5	2	2	77
Upper Valley	5	1	1.5	34
Total	187*	64*	52.72	2,535

Table Notes: Beneficiary count based on pharmacy claims July – September, 2016; an additional **174** Medicaid beneficiaries are served by **31** out-of- state providers. Staff hired based on Blueprint portal report 9/30/16. *3 providers prescribe in more than one region.

Physician Recruitment

- ✖ **Physician recruitment:**
- ✖ 2003-2012 waived physicians and waiver cap:
 - 100 patient: 37
 - 30 patient: 169
- ✖ **Additional waived physicians since 2013:**
 - 30 patient: Increased 100+
 - 100 patient: Increased 35
- ✖ **Totals as of 8/22/16:**
 - 30 patient: 269
 - 100 patient: 73

Improved access to Care

April 2012

- ✦ OTP numbers served: 650
- Medicaid numbers served in OBOT's: 1700

Spring 2015

- Hubs: 2723
- Spokes: 2143 Medicaid

Fall 2016:

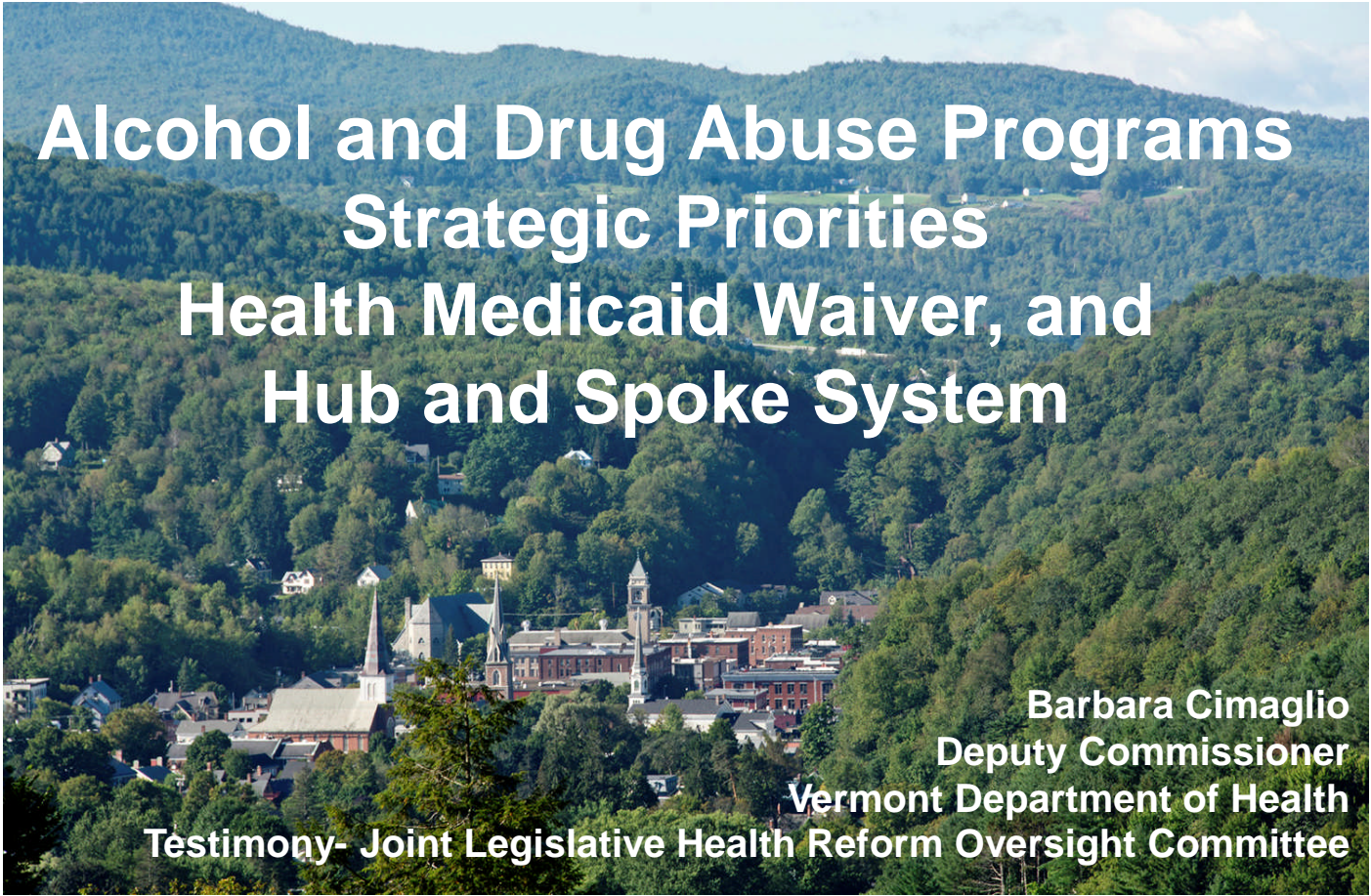
Hubs: 3179

Hub bup patients 931

Spokes: 2621 Medicaid

Spokes: 3457 all payers

Note: Using VPMS data for 2015, we were able to identify over 5000 Vermonters who filled Rx for anti-addiction drugs dispensed by pharmacies, the overwhelming majority for buprenorphine products



Alcohol and Drug Abuse Programs Strategic Priorities Health Medicaid Waiver, and Hub and Spoke System

**Barbara Cimaglio
Deputy Commissioner
Vermont Department of Health**

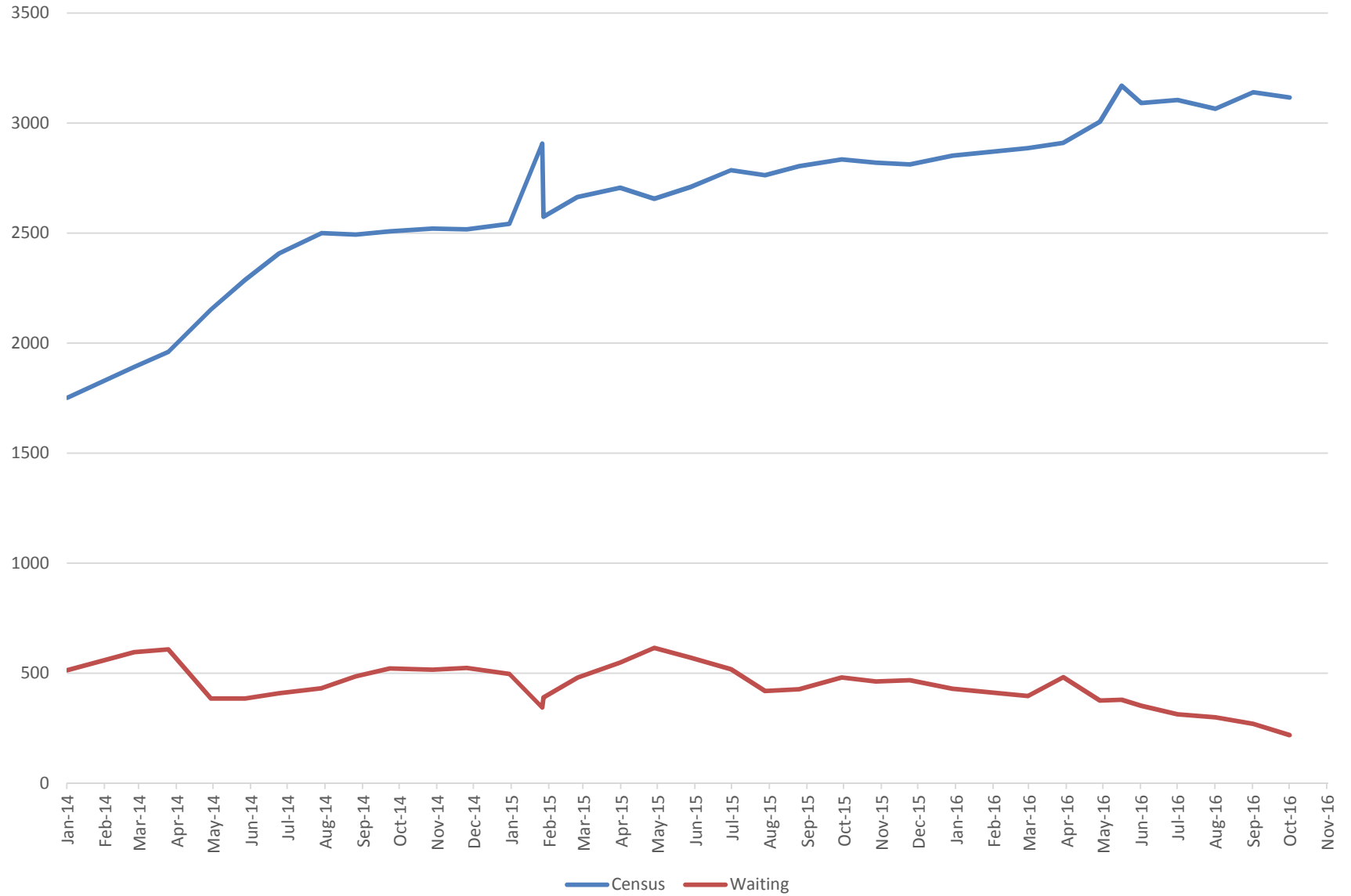
Testimony- Joint Legislative Health Reform Oversight Committee

November 14, 2016

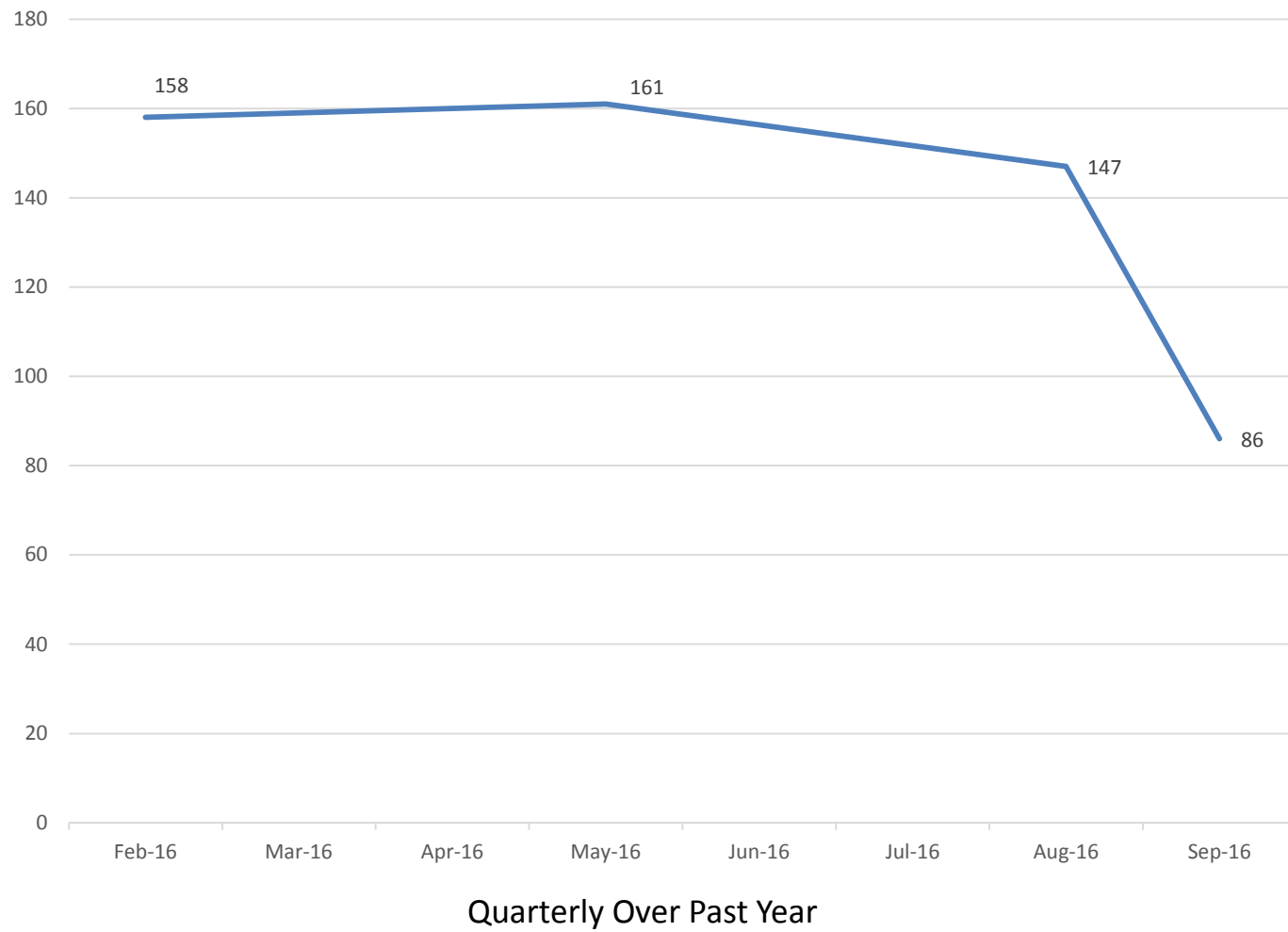
Hub Census and Waitlist: October 25, 2016

Region	# Clients	# Buprenor phine	# Methadone	# Vivitrol	# Waiting
Chittenden, Franklin, Grand Isle & Addison	924	269	645	2	189
Washington, Lamoille, Orange	471	210	261	0	0
Windsor, Windham	594	171	423	0	0
Rutland, Bennington	398	107	271	2	16
Essex, Orleans, Caledonia	729	185	539	5	13
	3116	942	2139	9	218

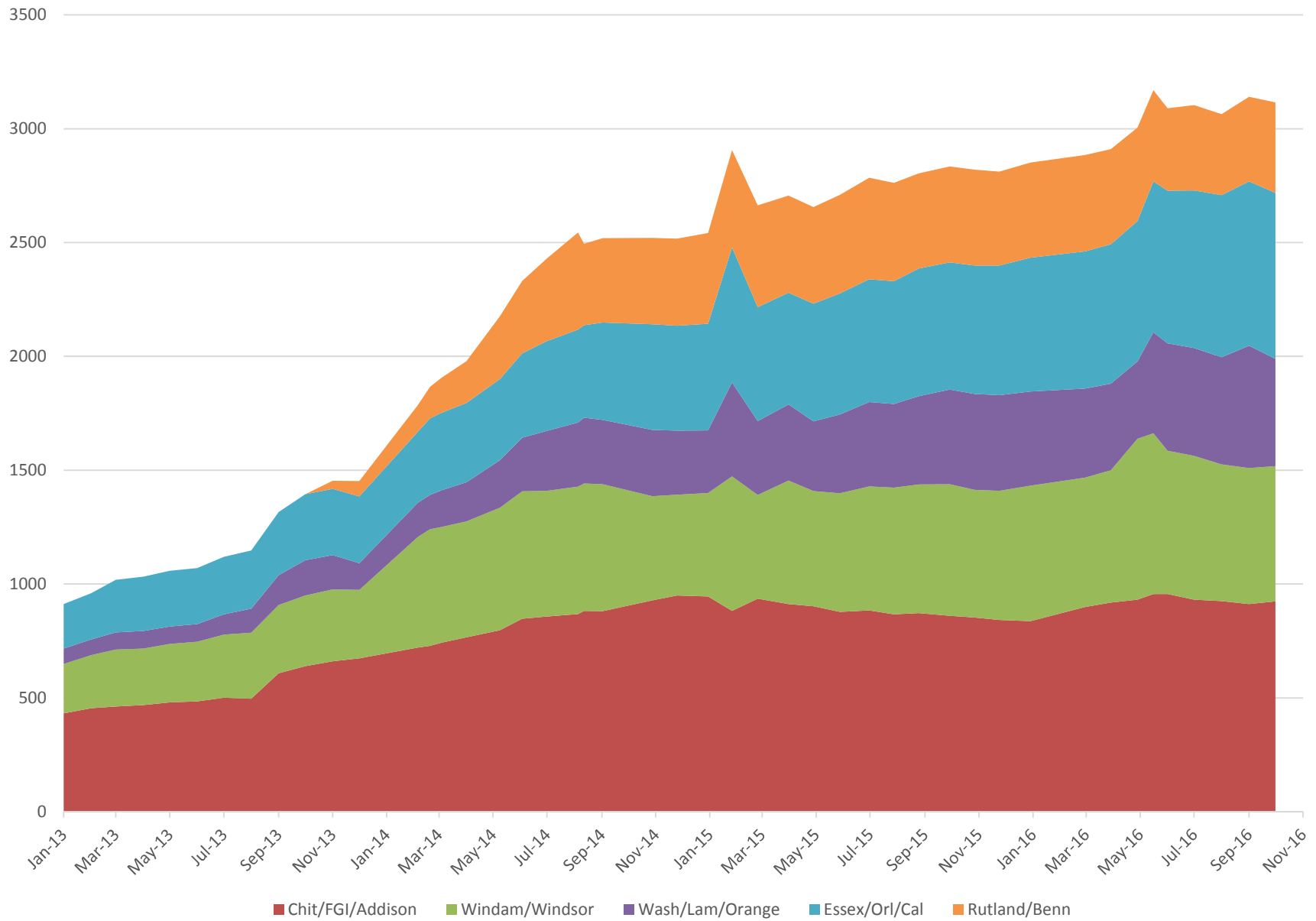
Number of People Served in Opioid Treatment Hubs and the Number of People Waiting Over Time



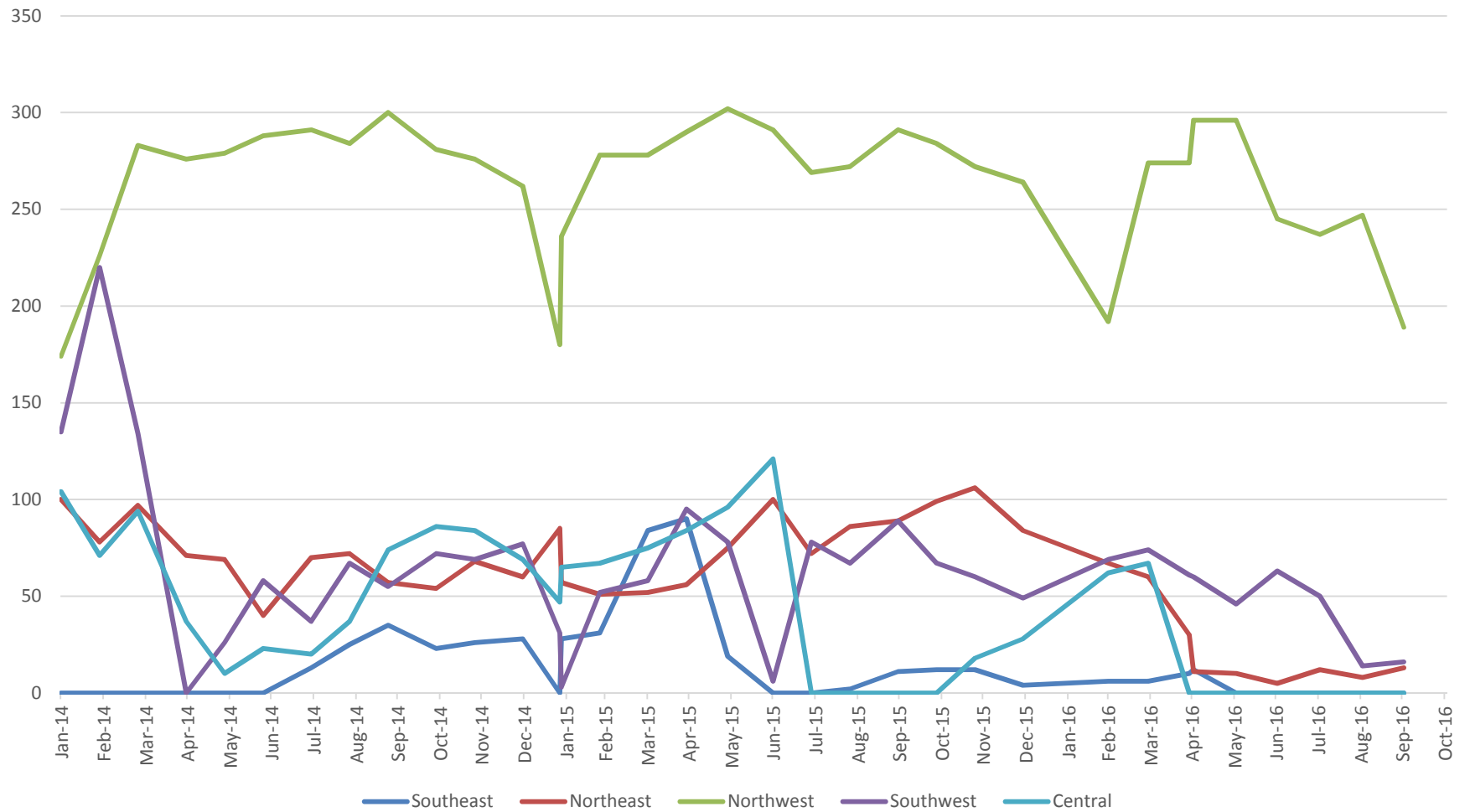
Chittenden Clinic Average Wait Time



Census by Region



Number of People Waiting for Hub Services by Region



Spoke Patients, Providers & Staffing: September 2016

Region	Total # MD prescribing pts	# MD prescribing to ≥ 10 pts	Staff FTE Hired	Medicaid Beneficiaries
Bennington	11	5	5.6	236
St. Albans	15	11	6.6	390
Rutland	12	6	4.05	223
Chittenden	71	15	14.1	553
Brattleboro	10	5	2.57	138
Springfield	4	1	1.5	55
Windsor	9	3	3	197
Randolph	6	5	1.7	130
Barre	21	7	5.5	268
Lamoille	10	4	2.6	145
Newport & St Johnsbury	11	2	2	90
Addison	5	2	2	77
Upper Valley	5	1	1.5	34
Total	187*	64*	52.72	2,535

Table Notes: Beneficiary count based on pharmacy claims July – September, 2016; an additional **174** Medicaid beneficiaries are served by **31** out-of- state providers. Staff hired based on Blueprint portal report 9/30/16. *3 providers prescribe in more than one region.

Physician Recruitment

- ✖ **Physician recruitment:**
- ✖ 2003-2012 waived physicians and waiver cap:
 - 100 patient: 37
 - 30 patient: 169
- ✖ **Additional waived physicians since 2013:**
 - 30 patient: Increased 100+
 - 100 patient: Increased 35
- ✖ **Totals as of 8/22/16:**
 - 30 patient: 269
 - 100 patient: 73

Improved access to Care

April 2012

- ✦ OTP numbers served: 650
- Medicaid numbers served in OBOT's: 1700

Spring 2015

- Hubs: 2723
- Spokes: 2143 Medicaid

Fall 2016:

Hubs: 3179

Hub bup patients 931

Spokes: 2621 Medicaid

Spokes: 3457 all payers

Note: Using VPMS data for 2015, we were able to identify over 5000 Vermonters who filled Rx for anti-addiction drugs dispensed by pharmacies, the overwhelming majority for buprenorphine products



Alcohol and Drug Abuse Programs Strategic Priorities Health Medicaid Waiver, and Hub and Spoke System

**Barbara Cimaglio
Deputy Commissioner
Vermont Department of Health**

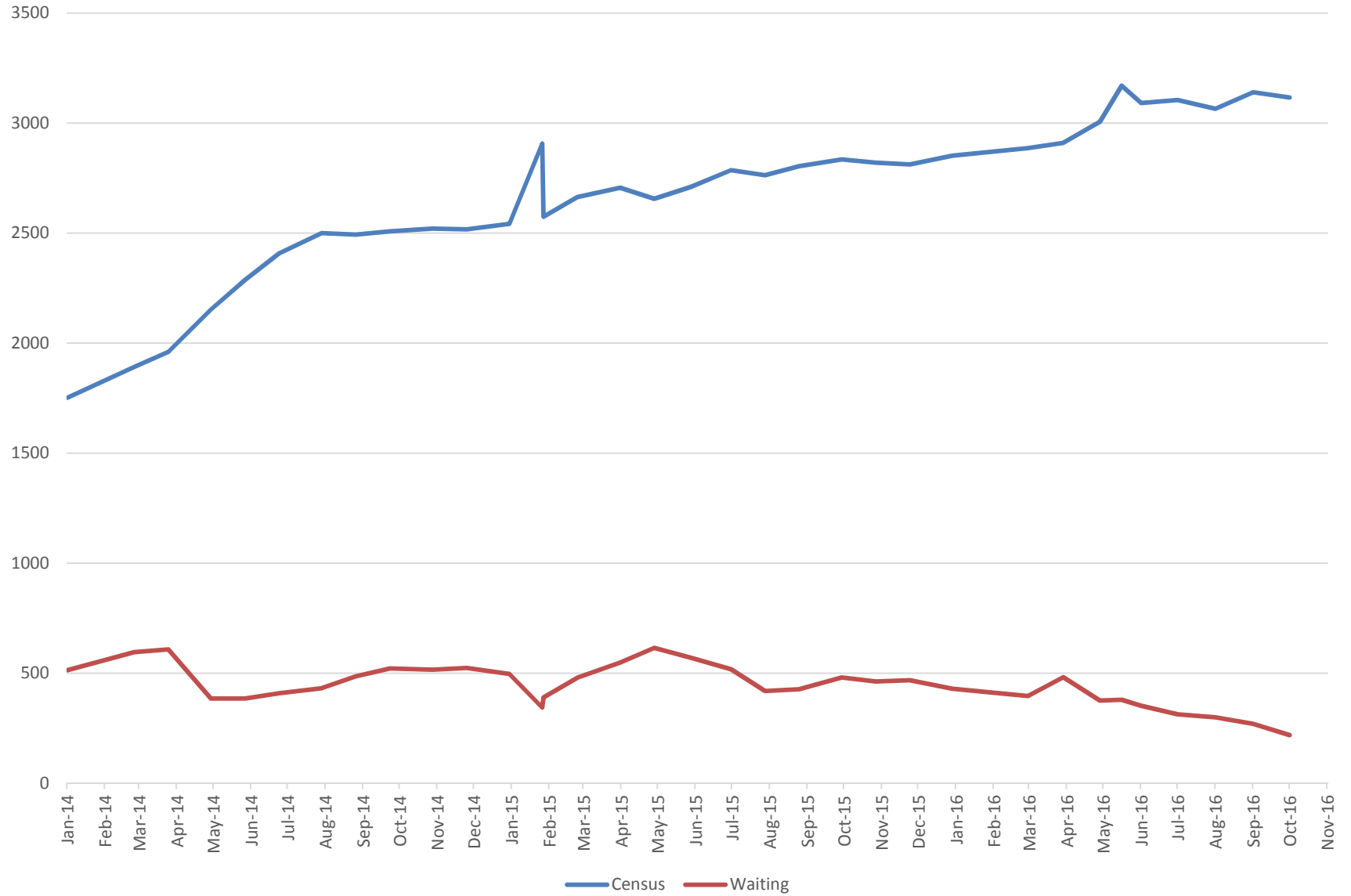
Testimony- Joint Legislative Health Reform Oversight Committee

November 14, 2016

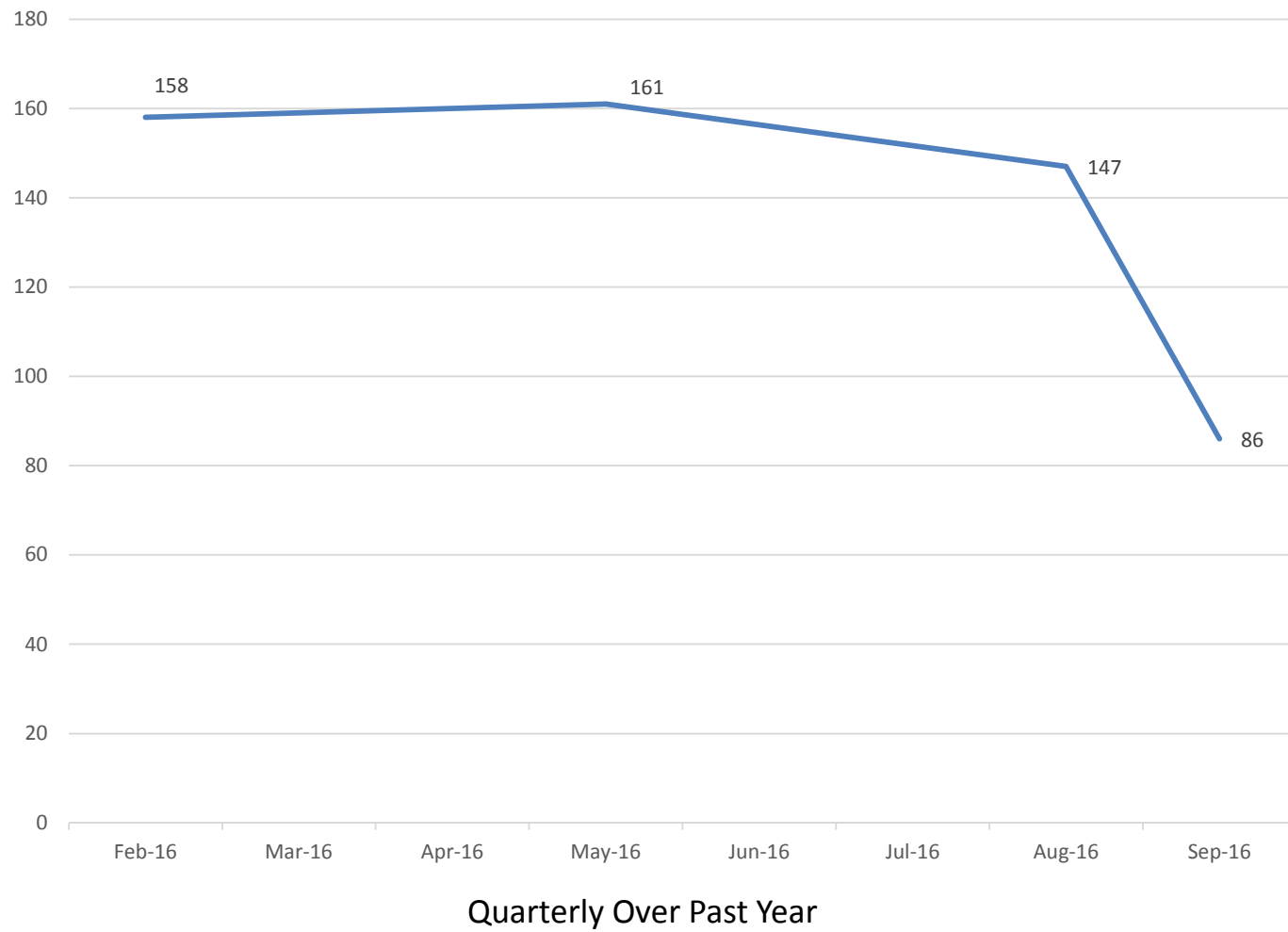
Hub Census and Waitlist: October 25, 2016

Region	# Clients	# Buprenor phine	# Methadone	# Vivitrol	# Waiting
Chittenden, Franklin, Grand Isle & Addison	924	269	645	2	189
Washington, Lamoille, Orange	471	210	261	0	0
Windsor, Windham	594	171	423	0	0
Rutland, Bennington	398	107	271	2	16
Essex, Orleans, Caledonia	729	185	539	5	13
	3116	942	2139	9	218

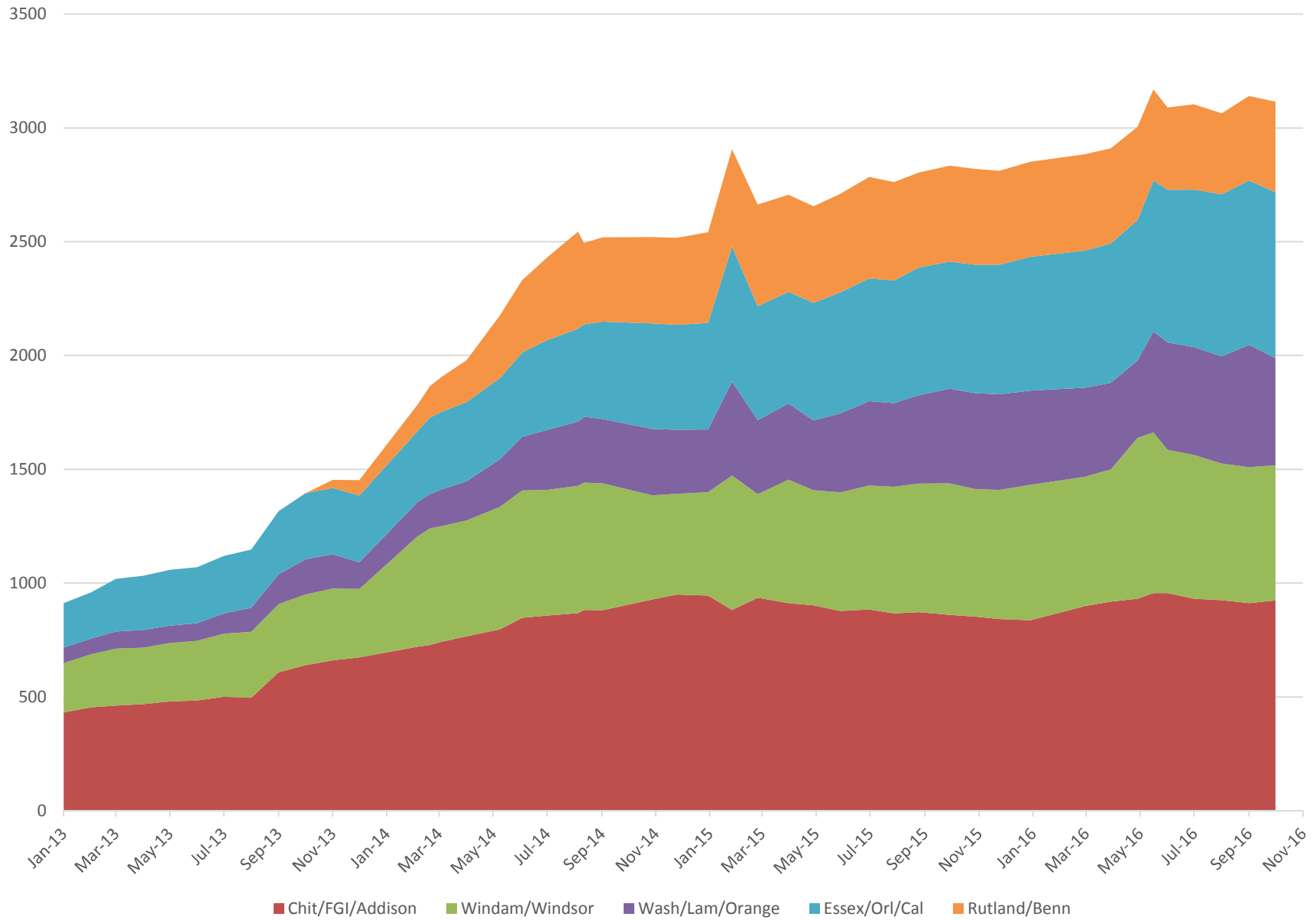
Number of People Served in Opioid Treatment Hubs and the Number of People Waiting Over Time



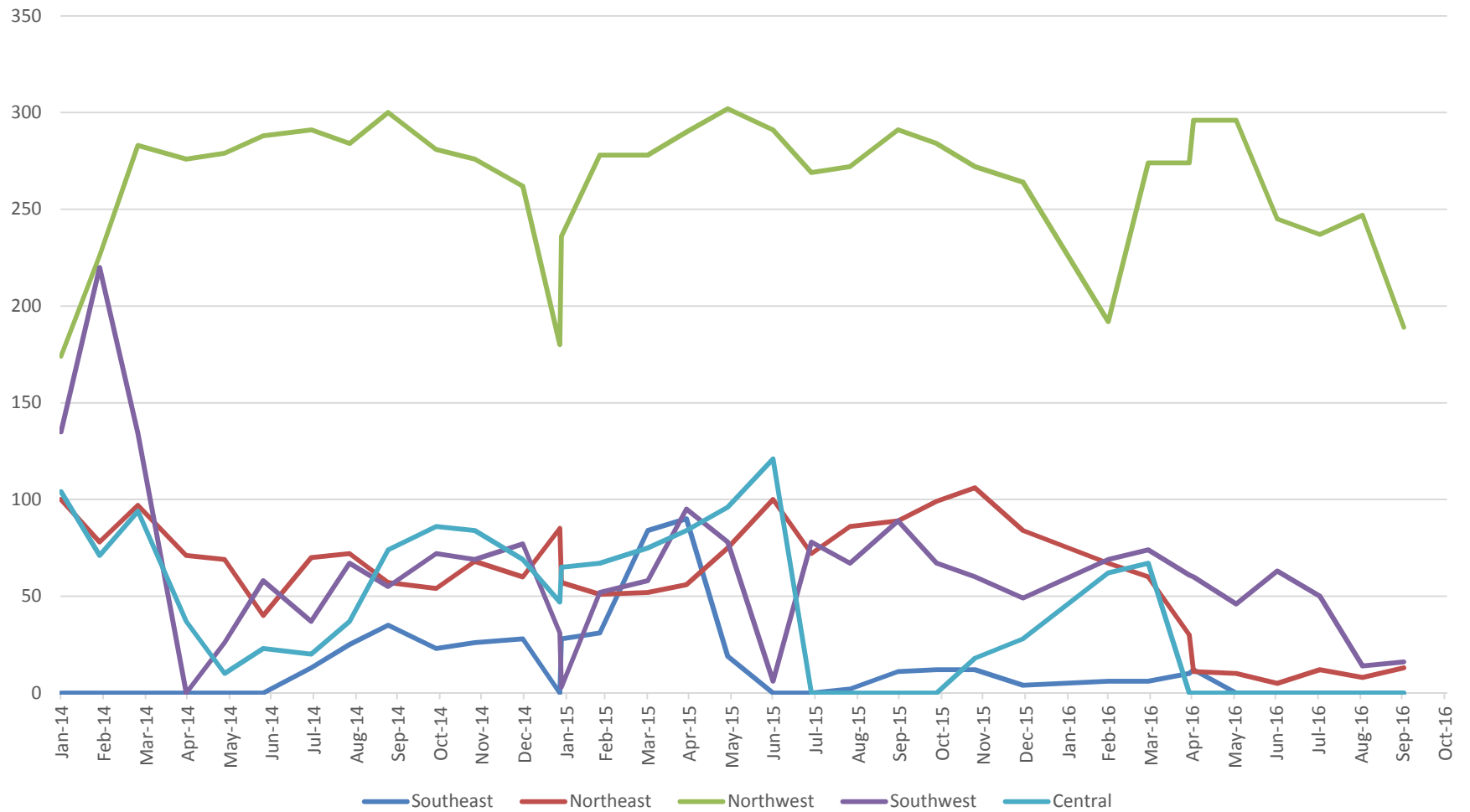
Chittenden Clinic Average Wait Time



Census by Region



Number of People Waiting for Hub Services by Region



Spoke Patients, Providers & Staffing: September 2016

Region	Total # MD prescribing pts	# MD prescribing to ≥ 10 pts	Staff FTE Hired	Medicaid Beneficiaries
Bennington	11	5	5.6	236
St. Albans	15	11	6.6	390
Rutland	12	6	4.05	223
Chittenden	71	15	14.1	553
Brattleboro	10	5	2.57	138
Springfield	4	1	1.5	55
Windsor	9	3	3	197
Randolph	6	5	1.7	130
Barre	21	7	5.5	268
Lamoille	10	4	2.6	145
Newport & St Johnsbury	11	2	2	90
Addison	5	2	2	77
Upper Valley	5	1	1.5	34
Total	187*	64*	52.72	2,535

Table Notes: Beneficiary count based on pharmacy claims July – September, 2016; an additional **174** Medicaid beneficiaries are served by **31** out-of- state providers. Staff hired based on Blueprint portal report 9/30/16. *3 providers prescribe in more than one region.

Physician Recruitment

- ✖ **Physician recruitment:**
- ✖ 2003-2012 waived physicians and waiver cap:
 - 100 patient: 37
 - 30 patient: 169
- ✖ **Additional waived physicians since 2013:**
 - 30 patient: Increased 100+
 - 100 patient: Increased 35
- ✖ **Totals as of 8/22/16:**
 - 30 patient: 269
 - 100 patient: 73

Improved access to Care



April 2012

- ✦ OTP numbers served: 650
- Medicaid numbers served in OBOT's: 1700

Spring 2015

- Hubs: 2723
- Spokes: 2143 Medicaid

Fall 2016:

Hubs: 3179

Hub bup patients 931

Spokes: 2621 Medicaid

Spokes: 3457 all payers

Note: Using VPMS data for 2015, we were able to identify over 5000 Vermonters who filled Rx for anti-addiction drugs dispensed by pharmacies, the overwhelming majority for buprenorphine products