

**Department for Children and Families  
Commissioner's Office**  
280 State Drive – HC 1 North  
Waterbury, VT 05671-1080  
[www.dcf.vt.gov](http://www.dcf.vt.gov)

[phone] 802-241-0929  
[fax] 802-241-0950

*Agency of Human Services*

## Memorandum

**To:** Joint Fiscal Committee  
**From:** Ken Schatz, Commissioner, Department for Children & Families  
**Re:** CCFAP Report  
**Date:** November 10, 2016

---

We respectfully submit for your review, the requested information regarding the Child Care Financial Assistance Program (CCFAP) in Act 172.

Here is the excerpt for your reference:

*Sec. E.318 CHILD CARE SERVICES PROGRAM (a) The Department for Children and Families shall report at the November 2016 meeting of the Joint Fiscal Committee on the status of the Child Care Financial Assistance Program (CCFAP) caseload, the caseload projection, and available funding. The Department shall report on the number and size of programs accepting child care subsidies in each AHS region and on the number of children residing in each AHS region participating in child care subsidies.*

Please be in touch with the DCF's legislative liaison, Karen Vastine, if you have questions.



---

## **Child Care Financial Assistance Program (CCFAP) Joint Fiscal Office Report**

### *Budget and Caseload Data*

*November 14, 2016*

---

#### **Background:**

The Child Care Financial Assistance Program (CCFAP) helps eligible families with the cost of child care. Payments are made directly to child care providers. The families' eligibility and benefit level are determined by the family's size and income level. Payment amounts are determined by the age of the child, type of program, and quality (STep Ahead Recognition System - STARS) rating.

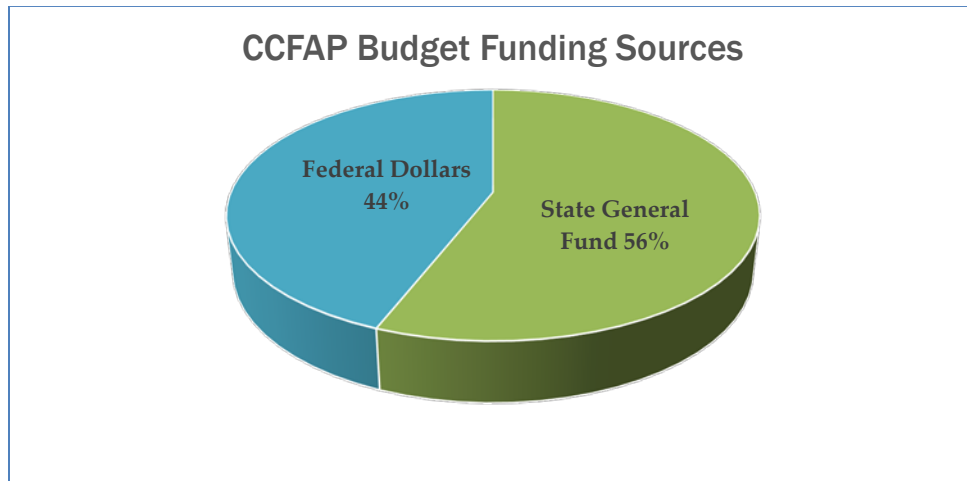
#### **The Goals of CCFAP are to:**

- Help eligible families pay for child care that meets their needs and promotes the best possible development for their children;
- Support a system of good quality child care service that is readily available to Vermont's children and Families; and
- Increase access to high-quality, sustainable early care and learning and after school services in Vermont that are developmentally beneficial for children and strengthen families. The program is funded through a combination of state and federal funds and promotes participation in high quality programs for assisted families.

#### **Funding Sources:**

CCFAP is funded through a combination of state and federal funds. The federal funds include Title IV-E, IV-B, the Child Care Development Fund, and the Social Services Block Grant. The state funds used for CCFAP leverage these federal dollars for additional programs for Department for Children and Families (DCF).

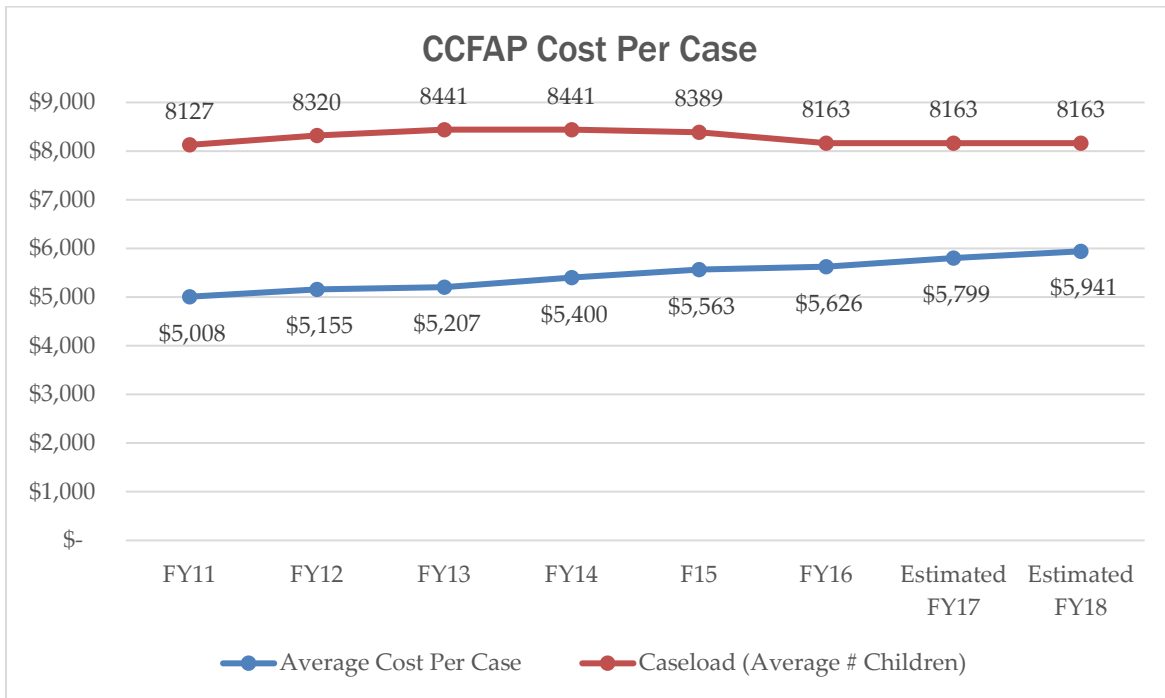




### Caseload / Caseload Projection / Budget

State Fiscal Year	Average Cost Per Case	Cost per case increase or projected increase	Average Number of Children	Percentage Increase in Number of Children	Actual CCFAP Spending
FY10					\$ 36,800,000
FY11	\$ 5,008		8,127		\$ 40,606,078
FY12	\$ 5,155	2.90%	8,320	2.40%	\$ 42,705,081
FY13	\$ 5,207	1.00%	8,441	1.50%	\$ 44,103,590
FY14	\$ 5,400	3.70%	8,441	0.00%	\$ 45,730,270
F15	\$ 5,563	3.02%	8,389	-0.01%	\$ 46,671,725
FY16	\$ 5,626	1.20%	8,163	-2.69%	\$ 45,925,571
Est. FY17	\$ 5,799	2.84%	8,163	0.00%	\$ 47,340,764
Est. FY18	\$ 5,941	2.44%	8,163	0.00%	\$ 48,495,879



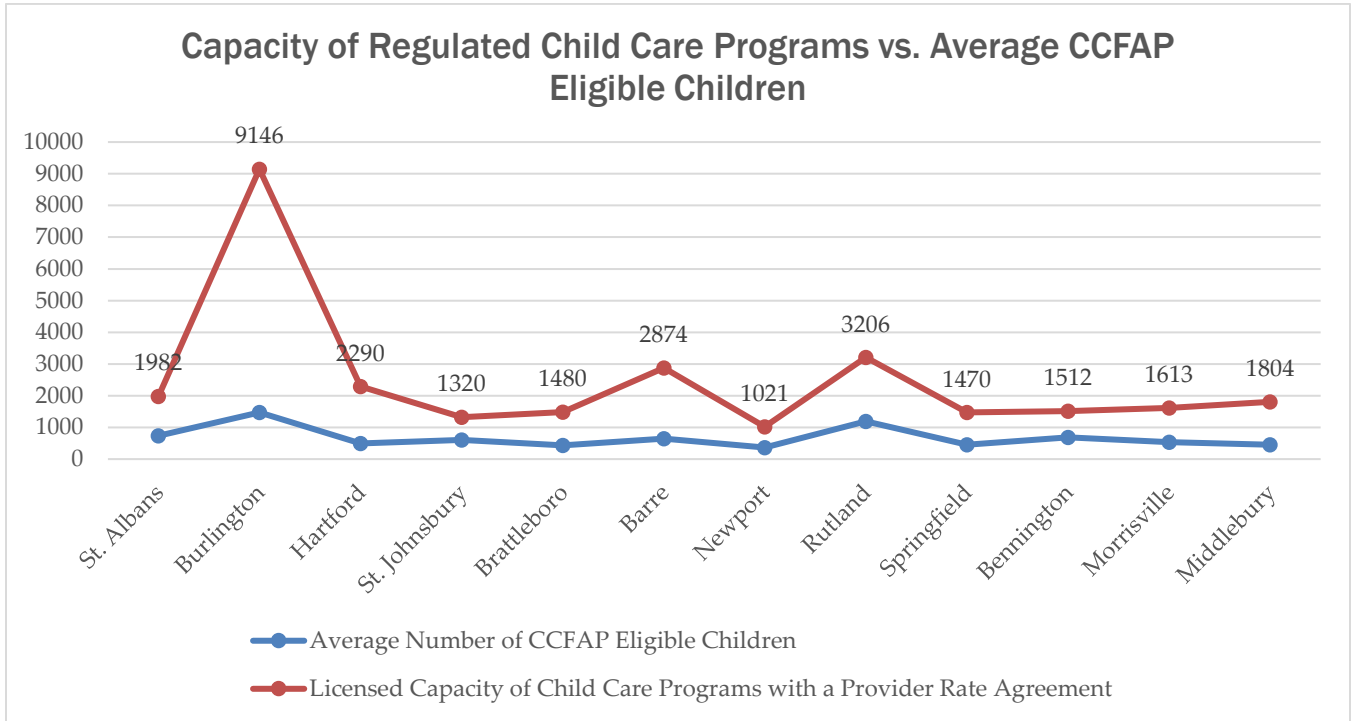


The CCFAP cost per child has been increasing each year. The increase in cost is attributed to more children authorized for child care who are in protective custody with the Department for Children and Families; of those children, many are infants and toddlers where tuition rates are higher. In addition, more families are choosing higher quality child care options.

During Spring 2016, the Vermont Legislature approved an additional one million dollars for CCFAP benefits. Changes due to this increase were implemented August 21, 2016 and will improve benefits for parents in three ways:

- An increase in infant rates for both licensed and registered programs.
- An adjustment in the income guidelines, moving the guidelines from the 2014 Federal Poverty Level, to the current 2016 Federal Poverty Level.
- Support for families gradually transitioning off CCFAP by moving the income guideline to 300% of the Federal Poverty Level for families receiving 10% of the Child Care Financial Assistance Rate.





### Number and Capacity of Child Care Programs vs. Average CCFAP Eligible Children

AHS District	Average Number of CCFAP Eligible Children for FY16	Number of Child Care Programs	Licensed Capacity of Child Care Programs with a Provider Rate Agreement Indicating Accepting CCFAP
St. Albans	738	130	1,982
Burlington	1,472	231	9,146
Hartford	490	81	2,290
St. Johnsbury	606	62	1,320
Brattleboro	435	55	1,480
Barre	644	138	2,874
Newport	365	69	1,021
Rutland	1,186	115	3,206
Springfield	453	54	1,470
Bennington	690	75	1,512
Morrisville	538	71	1,613
Middlebury	451	76	1,804
<b>Grand Total</b>	<b>8,071</b>	<b>1,157</b>	<b>29,718</b>

*\* Data Notes: The average number of CCFAP eligible children is based on a monthly attendance data extract from Bright Futures Information System (BFIS) that is averaged for state fiscal year 2016. The provider data represents programs as of October 31, 2016, as extracted from BFIS. The programs have completed a Provider Rate Agreement indicating that the program is willing to enroll children eligible for CCFAP.*

